

# shoot--kyma-stage--c-7dc18c1

Delete

View Edit

## Monitoring and Health

CPU Usage



Memory Usage



Something



45

Something

6

Something

34

Something

43

Something

25

Something

### Events

Search

Errors



Type Message

Name

Deployment happy-fan-98ft8 failed

happy-fan.177e92914498ffce

## Resource Details

### Metadata

Resource Type:

Kyma Version:

Cluster

2.19.1

Hi :) I am your Kyma assistant! You can ask me any question you have and I will try to help you with your problem to the best of my abilities. Meanwhile, you can check suggested questions below, maybe you will find it useful!

Why my deployment fails with a CrashLoop error?

Fix my deployment nginx-deployment!

How to fix my pod with terrible error which is called pod...

[Input field with send icon]

Joule is powered by generative AI and all output should be reviewed before use. Please do not enter any sensitive personal data, and avoid entering any other personal data you do not wish to be processed.

# deployko



View Edit

Form YAML

Save Reset ↓ 📄 🗑️

```

1  apiVersion: v1
2  kind: Namespace
3  metadata:
4    name: kube-public
5    uid: 75a99ab7-c040-40cb-9381-266616fb0701
6    resourceVersion: '5'
7    creationTimestamp: '2023-05-16T08:59:28Z'
8    labels:
9      kubernetes.io/metadata.name: kube-public
10   managedFields:
11     - manager: kube-apiserver
12       operation: Update
13       apiVersion: v1
14       time: '2023-05-16T08:59:28Z'
15       fieldsType: FieldsV1
16       fieldsV1:
17         f:metadata:
18           f:labels:
19             .: {}
20           f:kubernetes.io/metadata.name: {}
21   spec:
22     finalizers:
23       - kubernetes
24   status:
25     phase: Active
15     fieldsType: FieldsV1
16     fieldsV1:
17       f:metadata:

```

An error in telemetry occurs because of the misconfiguration of the resource. I have a suggestion on how you can fix it. Here is an example of this configuration:

```

apiVersion telemetry.kyma-
project.io/v1alpha1
kind TracePipeline
metadata
  name backend
spec
  output
    otlp
      endpoint
        value https://
backend.example.com/
otlp:4317
      tls
        cert:
          valueFrom
            secretKeyRef
              name backend
              namespace
default
  key cert

```

[Setup in Editor](#)

How can I make this configuration more secure?

Explain what is happening in this configuration?

How to fix my pod with terrible error which is called pod...

...



Hi :) I am your Kyma assistant! You can ask me any question you have and I will try to help you with your problem to the best of my abilities. Meanwhile, you can check suggested questions below, maybe you will find it useful!

Why my deployment fails with a CrashLoop error?

Fix my deployment nginx-deployment!

How to fix my pod with terrible error which is called pod...

...



Joule is powered by generative AI and all output should be reviewed before use. Please do not enter any sensitive personal data, and avoid entering any other personal data you do not wish to be processed.






Today 8:00 AM

How to deploy telemetry module?

To deploy Kyma Telemetry module you should open the terminal and execute following command using kubectl:

```
kubectl apply -f https://github.com/kyma-project/telemetry-manager/releases/latest/download/telemetry-manager.yaml  
kubectl apply -f https://github.com/kyma-project/telemetry-manager/releases/latest/download/telemetry-default-cr.yaml -n kyma-system
```

I have an error in telemetry, how to fix it?



...






Today 8:00 AM

How to deploy telemetry module?

To deploy Kyma Telemetry module you should open the terminal and execute following command using kubectl:

```
kubectl apply -f https://github.com/kyma-project/telemetry-manager/releases/latest/download/telemetry-manager.yaml  
kubectl apply -f https://github.com/kyma-project/telemetry-manager/releases/latest/download/telemetry-default-cr.yaml -n kyma-system
```

I have an error in telemetry, how to fix it?



Planning next steps



Querying kubernetes resources



Searching through BTP documentation...

How can I fix things?






of my abilities. Meanwhile, you can check suggested questions below, maybe you will find it useful!

I have an error in telemetry, how to fix it?

An error in telemetry occurs because of the misconfiguration of the resource. I have a suggestion on how you can fix it. Here is an example of this configuration:

```
apiVersion: telemetry.kyma-  
project.io/v1alpha1  
kind TracePipeline  
metadata  
  name backend  
spec  
  output  
    otlp  
      endpoint  
        value https://  
backend.example.com/  
otlp:4317  
  tls  
    cert:  
      valueFrom  
        secretKeyRef  
          name backend  
          namespace  
default  
  key cert
```


[Setup in Editor](#)

...





An error in telemetry occurs because of the misconfiguration of the resource. I have a suggestion on how you can fix it. Here is an example of this configuration:

```
apiVersion  telemetry.kyma-   
project.io/v1alpha1  
kind  TracePipeline  
metadata  
  name  backend  
spec  
  output  
    otlp  
      endpoint  
        value  https://  
backend.example.com/  
otlp:4317  
  tls  
    cert:  
      valueFrom  
        secretKeyRef  
          name  backend  
          namespace  
default  
  key  cert
```

[Setup in Editor](#)

How can I make this configuration more secure?

Explain what is happening in this configuration?


How to fix my pod with terrible error which is called pod...

...



Today 8:00 AM

Whats wrong with my pod?



### Service is interrupted

A temporary interruption occurred. Please try again.

Retry






Today 8:00 AM

How to deploy telemetry module?

To deploy Kyma Telemetry module you should open the terminal and execute following command using kubectl:

```
kubectl apply -f https://github.com/kyma-project/telemetry-manager/releases/latest/download/telemetry-manager.yaml  
kubectl apply -f https://github.com/kyma-project/telemetry-manager/releases/latest/download/telemetry-default-cr.yaml -n kyma-system
```

I have an error in telemetry, how to fix it?

You have reached your daily usage limit for Kyma Companion. Please, try again when your limit resets tomorrow at 00:00 UTC

...





Today 8:00 AM

How to deploy telemetry module?

To deploy Kyma Telemetry module you should open the terminal and execute following command using kubectl:

```
kubectl apply -f https://  
github.com/kyma-project/  
telemetry-manager/releases/  
latest/download/telemetry-  
manager.yaml  
kubectl apply -f https://  
github.com/kyma-project/  
telemetry-manager/releases/  
latest/download/telemetry-  
default-cr.yaml -n kyma-  
system
```



I have an error in telemetry, how to fix it?



...

