

The Eversource “Rider N” Net Metering program is a renewable rate program available to customers using their own renewable energy source to generate electricity, and is a method of measuring a customer’s excess generation against their energy consumption.

What Type of Customer Generation is Eligible for Net Metering?

The Net Metering Tariff- Rider N is available for the following types of customer generation:

- A qualifying facility with an installed generation capacity of less than 50 kilowatts (kW), or if fueled by a non-Class I renewable resource and is less than 500 kW.
- A Class I renewable resource or hydropower facility with installed generation capacity of less than or equal to 2,000 kW.

How Does Net Metering Work?

Eversource will install a net meter to measure the amount of energy used (purchases), as well as any excess energy that is produced by your system (sales). You will remain an Eversource customer after installing a solar or other renewable energy system and will continue to receive a monthly bill.

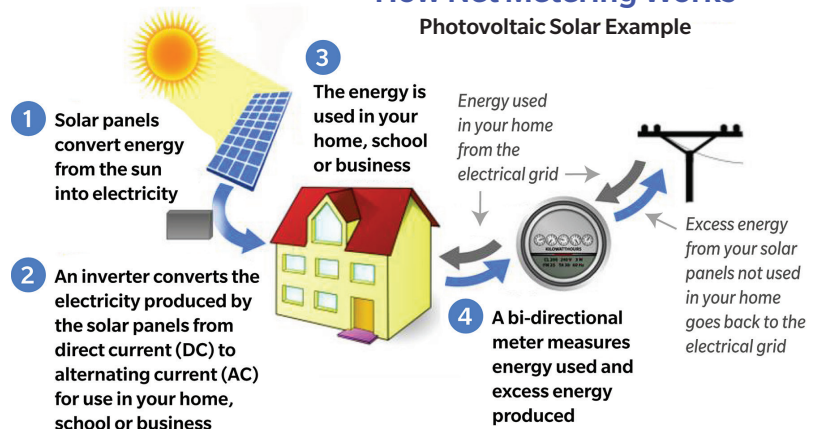
Your bill will vary based on your usage and the amount of energy your system produces. At minimum, your bill will include a customer service charge that allows you to be connected to the electric grid; and the net difference of your energy use and the amount of excess energy produced by your system.

What if I Generate More Energy Than I Use?

The energy your system generates will first be used to meet the consumption requirements of your home or business to reduce the amount of energy used and purchased from Eversource. Each month, the net excess energy remaining, if any, will be banked as a kilowatt hour (kWh) credit for use in a subsequent month. Excess energy is the energy received (sales) by Eversource when your system generates more power than you consume. Banked kWh credits are cashed out annually in March. It is important to note that Eversource only tracks excess energy produced, and does not track all energy produced by your system.

How Net Metering Works

Photovoltaic Solar Example



(continued)

When Will My Net Meter Be Installed?


Eversource will be notified after your Class I renewable system has been installed and approved by your town inspector. We will then schedule the installation of your net meter. Please note: You should not begin to generate power before your new meter has been installed and you have received permission to energize from Eversource. Operating your generation system prior to net meter installation and approval may cause inaccurate meter data and billing errors that cannot be corrected.

Can I Remain on the Budget Billing Plan After My Net Meter is Installed?

Our Budget Billing option is not currently available for a Net Metered account. After your net meter is installed, your bill will reflect your actual account balance, rather than your monthly budget amount.


How Do I Read My Net Meter?

The following diagram provides helpful information for reading and understanding your net meter.



When the arrow points to the right, energy is being delivered by Eversource.

The cumulative energy delivered by Eversource is displayed on ID 04 of your net meter.



When the arrow points to the left, excess energy is being received by Eversource.

The cumulative excess energy generated is displayed on ID 10 of your net meter.

More information about Eversource's Net Metering program can be found on our website, eversource.com, by clicking on Programs and Services/Customer Generation.