


# OpenSHMEM

## Application Programming Interface



<http://www.openshmem.org/>

Version 1.6

5th September 2024

### Development by

- For a current list of contributors and collaborators please see <http://www.openshmem.org/site/Contributors/>
- For a current list of OpenSHMEM implementations and tools, please see <http://openshmem.org/site/Links#impl/>

## Sponsored by

- U.S. Department of Defense (DoD)  
<http://www.defense.gov/>
- Oak Ridge National Laboratory (ORNL)  
<http://www.ornl.gov/>
- Los Alamos National Laboratory (LANL)  
<http://www.lanl.gov/>

## Authors and Collaborators

This document is a collaborative effort consisting of several releases of OpenSHMEM versions 1.0 through 1.6. This section lists the authors and contributors in reverse chronological order, starting with OpenSHMEM 1.6.

### OpenSHMEM 1.6

- Ferrol Aderholdt, NVIDIA
- Muhammad Awad, Advanced Micro Devices (AMD)
- Matthew Baker, ORNL
- Swen Boehm, ORNL
- Aurelien Bouteiller, University of Tennessee at Knoxville (UTK)
- Mark Brown, Intel
- Bob Cernohous, Hewlett Packard Enterprise (HPE)
- James Dinan<sup>1</sup>, NVIDIA
- Megan Grodowitz, Arm Inc.
- Max Grossman, Georgia Tech
- Yanfei Guo, Argonne National Laboratory (ANL)
- Khaled Hamidouche, NVIDIA
- Jeff Hammond, NVIDIA
- Akihiro Hayashi, Georgia Tech
- Oscar Hernandez, ORNL
- Kieran Holland, Intel
- Robert Kierski, HPE
- Bryant Lam, DoD
- Akhil Langer, NVIDIA
- Tiffany M. Mintz, ORNL
- Bryan Morgan, Intel
- William Okuno<sup>2</sup>, HPE
- David Ozog<sup>5</sup>, Intel
- Nicholas Park, DoD
- Wendy Poole, LANL
- Steve Poole<sup>6</sup>, Open Source Software Solutions (OSSS)
- Swaroop Pophale, ORNL
- Sreeram Potluri, NVIDIA
- Brandon Potter<sup>4</sup>, AMD
- Howard Pritchard, LANL
- Md. Wasi-ur- Rahman<sup>11</sup>, Intel
- Naveen Ravichandrasekaran<sup>9</sup>, HPE
- Michael Raymond, HPE
- Elliot Ronaghan<sup>8</sup>, HPE
- James Ross, Army Research Laboratory (ARL)
- Pavel Shamis, NVIDIA
- Sameer Shende, University of Oregon (UO)
- Danielle Sikich, HPE
- Brian Smith, Cornelis Networks
- Lawrence Stewart<sup>7</sup>, Intel
- Zach Tiffany, NVIDIA
- Manjunath Gorentla Venkata<sup>10</sup>, NVIDIA
- Kevin Waters<sup>3</sup>, DoD
- Aaron Welch, ORNL
- Nathan Wichmann, HPE
- Jeffrey Young, Georgia Tech

### OpenSHMEM 1.5

- Matthew Baker, ORNL
- Swen Boehm, ORNL
- Aurelien Bouteiller, UTK
- Barbara Chapman, Stonybrook University (SBU)
- Bob Cernohous, HPE
- James Culhane, LANL
- Tony Curtis, SBU
- James Dinan<sup>1 2</sup>, NVIDIA
- Mike Dubman, Mellanox
- Anshuman Goswami, NVIDIA
- Megan Grodowitz, Arm Inc.
- Max Grossman, Georgia Tech
- Khaled Hamidouche, AMD
- Jeff Hammond, Intel
- Yossi Itigin, Mellanox
- Bryant Lam<sup>3</sup>, DoD
- Akhil Langer, NVIDIA
- John Linford<sup>4</sup>, Arm Inc.
- Jens Manser, DoD
- Tiffany M. Mintz, ORNL
- David Ozog, Intel
- Nicholas Park<sup>5</sup>, DoD
- Steve Poole<sup>6</sup>, OSSS
- Wendy Poole, LANL
- Swaroop Pophale, ORNL
- Sreeram Potluri, NVIDIA
- Howard Pritchard, LANL
- Md. Wasi-ur- Rahman<sup>4</sup>, Intel
- Naveen Ravichandrasekaran<sup>7</sup>, HPE
- Michael Raymond<sup>8</sup>, HPE
- James Ross, ARL
- Pavel Shamis<sup>9</sup>, Arm Inc.
- Sameer Shende, UO
- Min Si, ANL
- Manjunath Gorentla Venkata<sup>10 11</sup>, Mellanox

## OpenSHMEM 1.4

OpenSHMEM 1.4 is dedicated to the memory of David Charles Knaak. David was a highly involved colleague and contributor to the entire OpenSHMEM project. He will be missed.

- Matthew Baker, ORNL
- Swen Boehm, ORNL
- Aurelien Bouteiller, UTK
- Barbara Chapman, SBU
- Bob Cernohous, Cray Inc.
- James Culhane, LANL
- Tony Curtis, SBU
- James Dinan, Intel
- Mike Dubman, Mellanox
- Manjunath Gorentla Venkata, ORNL
- Max Grossman, Rice University
- Khaled Hamidouche, AMD
- Jeff Hammond, Intel
- Yossi Itigin, Mellanox
- Bryant Lam, DoD
- David Knaak, Cray Inc.
- Jeff Kuehn, LANL
- Jens Manser, DoD
- Tiffany M. Mintz, ORNL
- David Ozog, Intel

<sup>1</sup>OpenSHMEM Document Editor

<sup>2</sup>Teams and Contexts Committee Chair

<sup>3</sup>Back Matter Committee Chair

<sup>4</sup>Profiling Committee Co-chair

<sup>5</sup>Collectives Committee Chair

<sup>6</sup>OpenSHMEM Specification Committee Chair

<sup>7</sup>Synchronization, Ordering, and Locking Committee Chair

<sup>8</sup>Front Matter Committee Chair

<sup>9</sup>RMA, AMO, and Signals Committee Chair

<sup>10</sup>OpenSHMEM Specification Committee Secretary

<sup>11</sup>Library Setup, Threads, and Memory Committee Chair

- Nicholas Park, DoD
- Steve Poole, OSSS
- Wendy Poole, OSSS
- Swaroop Pophale, ORNL
- Sreeram Potluri, NVIDIA
- Howard Pritchard, LANL
- Naveen Ravichandrasekaran, Cray Inc.
- Michael Raymond, HPE
- James Ross, ARL
- Pavel Shamis, ARM Inc.
- Sameer Shende, UO

### OpenSHMEM 1.3

- Monika ten Bruggencate, Cray Inc.
- Matthew Baker, ORNL
- Barbara Chapman, University of Houston (UH)
- Tony Curtis, UH
- Eduardo D’Azevedo, ORNL
- James Dinan, Intel
- Karl Feind, Silicon Graphics International (SGI)
- Manjunath Gorentla Venkata, ORNL
- Jeff Hammond, Intel
- Oscar Hernandez, ORNL
- David Knaak, Cray Inc.
- Gregory Koenig, ORNL
- Jeff Kuehn, LANL
- Graham Lopez, ORNL
- Jens Manser, DoD
- Tiffany M. Mintz, ORNL
- Nicholas Park, DoD
- Steve Poole, OSSS
- Wendy Poole, OSSS
- Swaroop Pophale, ORNL
- Michael Raymond, SGI
- Pavel Shamis, ORNL
- Sameer Shende, UO
- Aaron Welch, ORNL

### OpenSHMEM 1.2

- Monika ten Bruggencate, Cray Inc.
- Barbara Chapman, UH
- Tony Curtis, UH
- Eduardo D’Azevedo, ORNL
- James Dinan, Intel
- Karl Feind, SGI
- Manjunath Gorentla Venkata, ORNL
- Jeff Hammond, Intel
- Oscar Hernandez, ORNL
- David Knaak, Cray Inc.
- Gregory Koenig, ORNL
- Jeff Kuehn, LANL
- Graham Lopez, ORNL
- Jens Manser, DoD
- Nick Park, DoD
- Steve Poole, OSSS
- Swaroop Pophale, Mellanox
- Michael Raymond, SGI
- Pavel Shamis, ORNL
- Sameer Shende, UO

### OpenSHMEM 1.1

- Monika ten Bruggencate, Cray Inc.
- Barbara Chapman, UH
- Tony Curtis, UH
- Eduardo D’Azevedo, ORNL
- Karl Feind, SGI
- Manjunath Gorentla Venkata, ORNL
- Oscar Hernandez, ORNL
- Gregory Koenig, ORNL

- Jeff Kuehn, LANL
- Jens Manser, DoD
- Nick Park, DoD
- Stephen Poole, ORNL
- Swaroop Pophale, UH
- Michael Raymond, SGI
- Pavel Shamis, ORNL

### OpenSHMEM 1.0

- Amrita Banerjee, UH
- Barbara Chapman, UH
- Tony Curtis, UH
- Karl Feind, SGI
- Jeff Kuehn, ORNL
- Ricardo Mauricio, UH
- Ram Nanjegowda, UH
- Stephen Poole, ORNL
- Swaroop Pophale, UH
- Lauren Smith, DoD

## Acknowledgments

The OpenSHMEM specification belongs to Open Source Software Solutions, Inc. (OSSS), a nonprofit organization, under an agreement with HPE. Permission to copy without fee all or part of this material is granted, provided the OSSS notice and the title of this document appear, and notice is given that copying is by permission of OSSS. For a current list of Contributors and Collaborators, please see <http://www.openshmem.org/site/Contributors/>. We gratefully acknowledge support from Oak Ridge National Laboratory's Extreme Scale Systems Center and the continuing support of the Department of Defense.

We would also like to acknowledge the contribution of the members of the OpenSHMEM mailing list for their ideas, discussions, suggestions, and constructive criticism which has helped us improve this document.

# Contents

1	The OpenSHMEM Effort . . . . .	1
2	Programming Model Overview . . . . .	1
3	Memory Model . . . . .	3
3.1	Pointers to Symmetric Objects . . . . .	4
3.2	Atomicity Guarantees . . . . .	5
4	Execution Model . . . . .	7
4.1	Progress of OpenSHMEM Operations . . . . .	8
4.2	Invoking OpenSHMEM Operations . . . . .	8
5	Language Bindings and Conformance . . . . .	8
6	Library Constants . . . . .	9
7	Library Handles . . . . .	14
8	Environment Variables . . . . .	15
9	OpenSHMEM Library API . . . . .	17
9.1	Library Setup, Exit, and Query Routines . . . . .	17
9.1.1	<b>SHMEM_INIT</b> . . . . .	17
9.1.2	<b>SHMEM_MY_PE</b> . . . . .	18
9.1.3	<b>SHMEM_N_PES</b> . . . . .	19
9.1.4	<b>SHMEM_FINALIZE</b> . . . . .	19
9.1.5	<b>SHMEM_QUERY_INITIALIZED</b> . . . . .	21
9.1.6	<b>SHMEM_GLOBAL_EXIT</b> . . . . .	21
9.1.7	<b>SHMEM_PE_ACCESSIBLE</b> . . . . .	22
9.1.8	<b>SHMEM_ADDR_ACCESSIBLE</b> . . . . .	23
9.1.9	<b>SHMEM_PTR</b> . . . . .	24
9.1.10	<b>SHMEM_TEAM_PTR</b> . . . . .	25
9.1.11	<b>SHMEM_INFO_GET_VERSION</b> . . . . .	25
9.1.12	<b>SHMEM_INFO_GET_NAME</b> . . . . .	26
9.1.13	<b>START_PES</b> . . . . .	27
9.2	Thread Support . . . . .	27
9.2.1	<b>SHMEM_INIT_THREAD</b> . . . . .	28
9.2.2	<b>SHMEM_QUERY_THREAD</b> . . . . .	29
9.3	Memory Management Routines . . . . .	30
9.3.1	<b>SHMEM_MALLOC</b> . . . . .	30
9.3.2	<b>SHMEM_FREE</b> . . . . .	31
9.3.3	<b>SHMEM_REALLOC</b> . . . . .	31
9.3.4	<b>SHMEM_ALIGN</b> . . . . .	32
9.3.5	<b>SHMEM_MALLOC_WITH_HINTS</b> . . . . .	33
9.3.6	<b>SHMEM_CALLOC</b> . . . . .	34
9.4	Team Management Routines . . . . .	35
9.4.1	<b>SHMEM_TEAM_MY_PE</b> . . . . .	36
9.4.2	<b>SHMEM_TEAM_N_PES</b> . . . . .	36
9.4.3	<b>SHMEM_TEAM_CONFIG_T</b> . . . . .	37
9.4.4	<b>SHMEM_TEAM_GET_CONFIG</b> . . . . .	38
9.4.5	<b>SHMEM_TEAM_TRANSLATE_PE</b> . . . . .	38

9.4.6	<b>SHMEM_TEAM_SPLIT_STRIDED</b>	40
9.4.7	<b>SHMEM_TEAM_SPLIT_2D</b>	42
9.4.8	<b>SHMEM_TEAM_DESTROY</b>	45
9.5	Communication Management Routines	46
9.5.1	<b>SHMEM_CTX_CREATE</b>	47
9.5.2	<b>SHMEM_TEAM_CREATE_CTX</b>	48
9.5.3	<b>SHMEM_CTX_DESTROY</b>	50
9.5.4	<b>SHMEM_CTX_GET_TEAM</b>	54
9.6	Remote Memory Access Routines	54
9.6.1	Blocking Remote Memory Access Routines	55
9.6.1.1	<b>SHMEM_PUT</b>	55
9.6.1.2	<b>SHMEM_P</b>	57
9.6.1.3	<b>SHMEM_IPUT</b>	58
9.6.1.4	<b>SHMEM_IBPUT</b>	59
9.6.1.5	<b>SHMEM_GET</b>	60
9.6.1.6	<b>SHMEM_G</b>	61
9.6.1.7	<b>SHMEM_IGET</b>	62
9.6.1.8	<b>SHMEM_IBGET</b>	63
9.6.2	Nonblocking Remote Memory Access Routines	64
9.6.2.1	<b>SHMEM_PUT_NBI</b>	64
9.6.2.2	<b>SHMEM_GET_NBI</b>	65
9.7	Atomic Memory Operations	67
9.7.1	Blocking Atomic Memory Operations	67
9.7.1.1	<b>SHMEM_ATOMIC_FETCH</b>	67
9.7.1.2	<b>SHMEM_ATOMIC_SET</b>	69
9.7.1.3	<b>SHMEM_ATOMIC_COMPARE_SWAP</b>	70
9.7.1.4	<b>SHMEM_ATOMIC_SWAP</b>	72
9.7.1.5	<b>SHMEM_ATOMIC_FETCH_INC</b>	73
9.7.1.6	<b>SHMEM_ATOMIC_INC</b>	74
9.7.1.7	<b>SHMEM_ATOMIC_FETCH_ADD</b>	75
9.7.1.8	<b>SHMEM_ATOMIC_ADD</b>	77
9.7.1.9	<b>SHMEM_ATOMIC_FETCH_AND</b>	78
9.7.1.10	<b>SHMEM_ATOMIC_AND</b>	79
9.7.1.11	<b>SHMEM_ATOMIC_FETCH_OR</b>	79
9.7.1.12	<b>SHMEM_ATOMIC_OR</b>	80
9.7.1.13	<b>SHMEM_ATOMIC_FETCH_XOR</b>	81
9.7.1.14	<b>SHMEM_ATOMIC_XOR</b>	81
9.7.2	Nonblocking Atomic Memory Operations	82
9.7.2.1	<b>SHMEM_ATOMIC_FETCH_NBI</b>	82
9.7.2.2	<b>SHMEM_ATOMIC_COMPARE_SWAP_NBI</b>	83
9.7.2.3	<b>SHMEM_ATOMIC_SWAP_NBI</b>	84
9.7.2.4	<b>SHMEM_ATOMIC_FETCH_INC_NBI</b>	85
9.7.2.5	<b>SHMEM_ATOMIC_FETCH_ADD_NBI</b>	86
9.7.2.6	<b>SHMEM_ATOMIC_FETCH_AND_NBI</b>	86
9.7.2.7	<b>SHMEM_ATOMIC_FETCH_OR_NBI</b>	87
9.7.2.8	<b>SHMEM_ATOMIC_FETCH_XOR_NBI</b>	88
9.8	Signaling Operations	89
9.8.1	Atomicity Guarantees for Signaling Operations	89
9.8.2	Available Signal Operators	90
9.8.3	<b>SHMEM_PUT_SIGNAL</b>	90
9.8.4	<b>SHMEM_PUT_SIGNAL_NBI</b>	92
9.8.5	<b>SHMEM_SIGNAL_ADD</b>	93
9.8.6	<b>SHMEM_SIGNAL_FETCH</b>	94
9.8.7	<b>SHMEM_SIGNAL_SET</b>	95

9.9	Session Routines	95
9.9.1	<b>SHMEM_CTX_SESSION_CONFIG_T</b>	96
9.9.2	<b>SHMEM_CTX_SESSION_START</b>	97
9.9.3	<b>SHMEM_CTX_SESSION_STOP</b>	98
9.10	Collective Routines	100
9.10.1	<b>SHMEM_BARRIER_ALL</b>	102
9.10.2	<b>SHMEM_BARRIER</b>	103
9.10.3	<b>SHMEM_SYNC</b>	104
9.10.4	<b>SHMEM_SYNC_ALL</b>	107
9.10.5	<b>SHMEM_ALLTOALL</b>	108
9.10.6	<b>SHMEM_ALLTOALLS</b>	110
9.10.7	<b>SHMEM_BROADCAST</b>	113
9.10.8	<b>SHMEM_COLLECT, SHMEM_FCOLLECT</b>	115
9.10.9	<b>SHMEM_REDUCTIONS</b>	118
9.10.9.1	AND	118
9.10.9.2	OR	119
9.10.9.3	XOR	120
9.10.9.4	MAX	120
9.10.9.5	MIN	121
9.10.9.6	SUM	121
9.10.9.7	PROD	122
9.10.10	<b>SHMEM_SCAN</b>	125
9.11	Point-To-Point Synchronization Routines	127
9.11.1	<b>SHMEM_WAIT_UNTIL</b>	127
9.11.2	<b>SHMEM_WAIT_UNTIL_ALL</b>	129
9.11.3	<b>SHMEM_WAIT_UNTIL_ANY</b>	130
9.11.4	<b>SHMEM_WAIT_UNTIL_SOME</b>	132
9.11.5	<b>SHMEM_WAIT_UNTIL_ALL_VECTOR</b>	134
9.11.6	<b>SHMEM_WAIT_UNTIL_ANY_VECTOR</b>	135
9.11.7	<b>SHMEM_WAIT_UNTIL_SOME_VECTOR</b>	137
9.11.8	<b>SHMEM_TEST</b>	138
9.11.9	<b>SHMEM_TEST_ALL</b>	139
9.11.10	<b>SHMEM_TEST_ANY</b>	141
9.11.11	<b>SHMEM_TEST_SOME</b>	142
9.11.12	<b>SHMEM_TEST_ALL_VECTOR</b>	144
9.11.13	<b>SHMEM_TEST_ANY_VECTOR</b>	145
9.11.14	<b>SHMEM_TEST_SOME_VECTOR</b>	146
9.11.15	<b>SHMEM_SIGNAL_WAIT_UNTIL</b>	148
9.12	Memory Ordering Routines	148
9.12.1	<b>SHMEM_FENCE</b>	149
9.12.2	<b>SHMEM_QUIET</b>	150
9.12.3	<b>SHMEM_PE_QUIET</b>	152
9.12.4	Synchronization and Communication Ordering in OpenSHMEM	152
9.13	Distributed Locking Routines	156
9.13.1	<b>SHMEM_LOCK</b>	156
10	OpenSHMEM Profiling Interface	157
10.1	Control of Profiling	158
10.1.1	<b>SHMEM_PCONTROL</b>	158
10.2	Example Implementations	159
10.2.1	Profiler	159
10.2.2	OpenSHMEM Library	159
10.3	Limitations	160
10.3.1	Multiple Counting	160
10.3.2	Separate Build and Link	160



10.3.3	C11 Type-Generic Interfaces	161
<b>A</b>	<b>Writing OpenSHMEM Programs</b>	<b>162</b>
<b>B</b>	<b>Compiling and Running Programs</b>	<b>164</b>
B.1	Compilation	164
B.2	Running Programs	164
<b>C</b>	<b>Undefined Behavior in OpenSHMEM</b>	<b>165</b>
<b>D</b>	<b>Interoperability with Other Programming Models</b>	<b>167</b>
D.1	MPI Interoperability	167
D.1.1	Initialization	167
D.1.2	Dynamic Process Creation	168
D.1.3	Thread Safety	168
D.1.4	Mapping Process Identification Numbers	168
D.1.5	RMA Programming Models	170
D.1.6	Communication Progress	170
<b>E</b>	<b>History of OpenSHMEM</b>	<b>171</b>
<b>F</b>	<b>Deprecated API</b>	<b>172</b>
F.1	Overview	172
F.2	Deprecation Rationale	173
F.2.1	Header Directory: <i>mpp</i>	173
F.2.2	C/C++: <i>start_pes</i>	174
F.2.3	Implicit Finalization	174
F.2.4	C/C++: <i>_my_pe</i> , <i>_num_pes</i> , <i>shm_malloc</i> , <i>shfree</i> , <i>shrealloc</i> , <i>shmемalign</i>	174
F.2.5	Fortran: <i>START_PES</i> , <i>MY_PE</i> , <i>NUM_PES</i>	174
F.2.6	Fortran: <i>SHMEM_PUT</i>	174
F.2.7	<i>SHMEM_CACHE</i>	174
F.2.8	<i>_SHMEM_*</i> Library Constants	174
F.2.9	<i>SMA_*</i> Environment Variables	175
F.2.10	C/C++: <i>shmem_wait</i>	175
F.2.11	C/C++: <i>shmem_wait_until</i>	175
F.2.12	C11 and C/C++: <i>shmem_fetch</i> , <i>shmem_set</i> , <i>shmem_cswap</i> , <i>shmem_swap</i> , <i>shmem_finc</i> , <i>shmem_inc</i> , <i>shmem_fadd</i> , <i>shmem_add</i>	175
F.2.13	Fortran API	175
F.2.14	Active-set-based library constants and collectives	176
F.2.15	C/C++: <i>shmem_barrier</i>	176
F.2.16	C11 and C/C++: <i>short</i> and <i>unsigned short</i> variants of <i>shmem_wait_until</i> and <i>shmem_test</i>	176
F.2.17	Table 12: point-to-point synchronization types	177
<b>G</b>	<b>Changes to this Document</b>	<b>178</b>
G.1	Version 1.6	178
G.2	Version 1.5	179
G.3	Version 1.4	181
G.4	Version 1.3	183
G.5	Version 1.2	183
G.6	Version 1.1	184
<b>H</b>	<b>Errata</b>	<b>187</b>
H.1	Version 1.5	187
	<b>Glossary</b>	<b>188</b>

DRAFT

## 1 The OpenSHMEM Effort

OpenSHMEM is a *Partitioned Global Address Space* (PGAS) library interface specification. OpenSHMEM aims to provide a standard *Application Programming Interface* (API) for SHMEM libraries to aid portability and facilitate uniform predictable results of OpenSHMEM programs by explicitly stating the behavior and semantics of the OpenSHMEM library calls. Through the different versions, OpenSHMEM will continue to address the requirements of the PGAS community. As of this specification, many existing vendors support OpenSHMEM-compliant implementations and new vendors are developing OpenSHMEM library implementations to help the users write portable OpenSHMEM code. This ensures that programs can run on multiple platforms without having to deal with subtle vendor-specific implementation differences. For more details on the history of OpenSHMEM please refer to the [History of OpenSHMEM](#) section.

The OpenSHMEM<sup>1</sup> effort is driven by the DoD with continuous input from the OpenSHMEM community. To see all of the contributors and participants for the OpenSHMEM API, please see: <http://www.openshmem.org/site/Contributors>. In addition to the specification, the effort includes a reference OpenSHMEM implementation, validation and verification suites, tools, a mailing list and website infrastructure to support specification activities. For more information please refer to: <http://www.openshmem.org/>.

## 2 Programming Model Overview

OpenSHMEM implements PGAS by defining remotely accessible data objects as mechanisms to share information among OpenSHMEM processes, or *Processing Elements* (PEs), and private data objects that are accessible by only the PE itself. The API allows communication and synchronization operations on both private (local to the PE initiating the operation) and remotely accessible data objects. The key feature of OpenSHMEM is that data transfer operations are *one-sided* in nature. This means that a local PE executing a data transfer routine does not require the participation of the remote PE to complete the routine. This allows for overlap between communication and computation to hide data transfer latencies, which makes OpenSHMEM ideal for unstructured, small-to-medium-sized data communication patterns. The OpenSHMEM library has the potential to provide a low-latency, high-bandwidth communication API for use in highly parallelized scalable programs.

OpenSHMEM's interfaces can be used to implement *Single Program Multiple Data* (SPMD) style programs. It provides interfaces to start the OpenSHMEM PEs in parallel and communication and synchronization interfaces to access remotely accessible data objects across PEs. These interfaces can be leveraged to divide a problem into multiple sub-problems that can be solved independently or with coordination using the communication and synchronization interfaces. The OpenSHMEM specification defines library calls, constants, variables, and language bindings for *C*. The *C++* interface is currently the same as that for *C*. Unlike Unified Parallel *C*, *Fortran 2008*, Titanium, X10, and Chapel, which are all PGAS languages, OpenSHMEM relies on the user to use the library calls to implement the correct semantics of its programming model.

An overview of the OpenSHMEM routines is described below:

### 1. Library Setup and Query

- (a) *Initialization*: The OpenSHMEM library environment is initialized, where the PEs are either single or multithreaded.
- (b) *Query*: The local PE may get the number of PEs running the same program and its unique integer identifier.
- (c) *Accessibility*: The local PE can find out if a remote PE is executing the same binary, or if a particular symmetric data object can be accessed by a remote PE, or may obtain a pointer to a symmetric data object on the specified remote PE on shared memory systems.

### 2. Symmetric Data Object Management

- (a) *Allocation*: All executing PEs must collectively participate in the allocation of a symmetric data object with identical arguments.

---

<sup>1</sup>The OpenSHMEM specification is owned by Open Source Software Solutions Inc., a nonprofit organization, under an agreement with HPE.

- (b) *Deallocation*: All executing PEs must collectively participate in the deallocation of the same symmetric data object with identical arguments.
- (c) *Reallocation*: All executing PEs must collectively participate in the reallocation of the same symmetric data object with identical arguments.

### 3. Communication Management

- (a) *Contexts*: Contexts are containers for communication operations. Each context provides an environment where the operations performed on that context are ordered and completed independently of other operations performed by the application.

### 4. Team Management

- (a) *Teams*: Teams are PE subsets created by grouping a set of PEs. Teams are involved in both collective and point-to-point communication operations. Collective communication operations are performed on all PEs in a valid team and point-to-point communication operations are performed between a local and remote PE with team-based PE numbering through team-based contexts.

### 5. Remote Memory Access (RMA)

- (a) *Put*: The local PE specifies the *source* data object, private or symmetric, that is copied to the symmetric data object on the remote PE.
- (b) *Get*: The local PE specifies the symmetric data object on the remote PE that is copied to a data object, private or symmetric, on the local PE.

### 6. Atomic Memory Operations (AMOs)

- (a) *Fetch*: The PE initiating the fetch returns the value of the symmetric data object on the remote PE.
- (b) *Set*: The PE initiating the set copies a new value to the symmetric data object on the remote PE.
- (c) *Swap*: The PE initiating the swap copies a new value to the symmetric data object on the remote PE and returns the old value.
- (d) *Increment*: The PE initiating the increment adds 1 to the symmetric data object on the remote PE.
- (e) *Add*: The PE initiating the add specifies the value to be added to the symmetric data object on the remote PE.
- (f) *Bitwise Operations*: The PE initiating the bitwise operation specifies the operand value to the bitwise operation to be performed on the symmetric data object on the remote PE.
- (g) *Compare and Swap*: The PE initiating the compare and swap conditionally copies a new value to the symmetric data object on the remote PE and returns the old value.
- (h) *Fetch and Increment*: The PE initiating the increment adds 1 to the symmetric data object on the remote PE and returns the old value.
- (i) *Fetch and Add*: The PE initiating the add specifies the value to be added to the symmetric data object on the remote PE and returns the old value.
- (j) *Fetch and Bitwise Operations*: The PE initiating the bitwise operation specifies the operand value to the bitwise operation to be performed on the symmetric data object on the remote PE and returns the old value.

### 7. Signaling Operations

- (a) *Put Signal*: The local PE specifies the *source* data object to be copied to the symmetric data object on the remote PE and another symmetric data object on the remote PE is subsequently updated to signal completion.
- (b) *Signal Add*: The local PE specifies a value to be added to the symmetric data object on the remote PE.
- (c) *Signal Set*: The local PE specifies a value to be copied to the symmetric data object on the remote PE.
- (d) *Signal Fetch*: The local PE returns the value of a local data object.

## 8. Session Management

- (a) *Sessions*: Sessions are a mechanism for the application to inform the implementation about an upcoming sequence of operations that exhibit a pattern that may be suitable for runtime optimization.

## 9. Synchronization and Ordering

- (a) *Fence*: The PE calling fence ensures ordering of *Put*, AMO, and memory store operations to symmetric data objects with respect to a specific destination PE.
- (b) *Quiet*: The PE calling quiet ensures remote completion of remote access operations and stores to symmetric data objects.
- (c) *Barrier*: All or some PEs collectively synchronize and ensure completion of all remote and local updates prior to any PE returning from the call.
- (d) *Wait and Test*: A PE calling a point-to-point synchronization routine ensures the value of a local symmetric object meets a specified condition. Wait operations block until the specified condition is met, whereas test operations return immediately and indicate whether or not the specified condition is met.

## 10. Collective Communication

- (a) *Broadcast*: The *root* PE specifies a symmetric data object to be copied to a symmetric data object on one or more remote PEs.
- (b) *Collection*: All PEs participating in the routine get the result of concatenated symmetric objects contributed by each of the PEs in another symmetric data object.
- (c) *Reduction*: All PEs participating in the routine get the result of an associative binary routine over elements of the specified symmetric data object on another symmetric data object.
- (d) *All-to-All*: All PEs participating in the routine exchange a fixed amount of contiguous or strided data with all other participating PEs.
- (e) *Scan*: All PEs participating in the routine perform an inclusive or exclusive prefix sum over elements of the specified symmetric data object.

## 11. Mutual Exclusion

- (a) *Set Lock*: The PE acquires exclusive access to the region bounded by the symmetric *lock* variable.
- (b) *Test Lock*: The PE tests the symmetric *lock* variable for availability.
- (c) *Clear Lock*: The PE which has previously acquired the *lock* releases it.

# 3 Memory Model

An OpenSHMEM program consists of data objects that are private to each PE and data objects that are remotely accessible by all PEs. Private data objects are stored in the local memory of each PE and can only be accessed by the PE itself; these data objects cannot be accessed by other PEs via OpenSHMEM routines. Private data objects follow the memory model of *C*. Remotely accessible objects, however, can be accessed by remote PEs using OpenSHMEM routines. Remotely accessible data objects are called *Symmetric Data Objects*. Each symmetric data object has a corresponding object with the same name, type, and size on all PEs where that object is accessible via the OpenSHMEM API<sup>2</sup>. (For the definition of what is accessible, see the descriptions for *shmem\_pe\_accessible* and *shmem\_addr\_accessible* in Sections 9.1.7 and 9.1.8.) In OpenSHMEM the following kinds of data objects are symmetric:

- Global and static *C* and *C++* variables. These data objects must not be defined in a dynamic shared object (DSO).
- *C* and *C++* data allocated by OpenSHMEM memory management routines (Section 9.3)

<sup>2</sup>For efficiency reasons, the same offset (from an arbitrary memory address) for symmetric data objects might be used on all PEs. Further discussion about symmetric heap layout and implementation efficiency can be found in Section 9.3

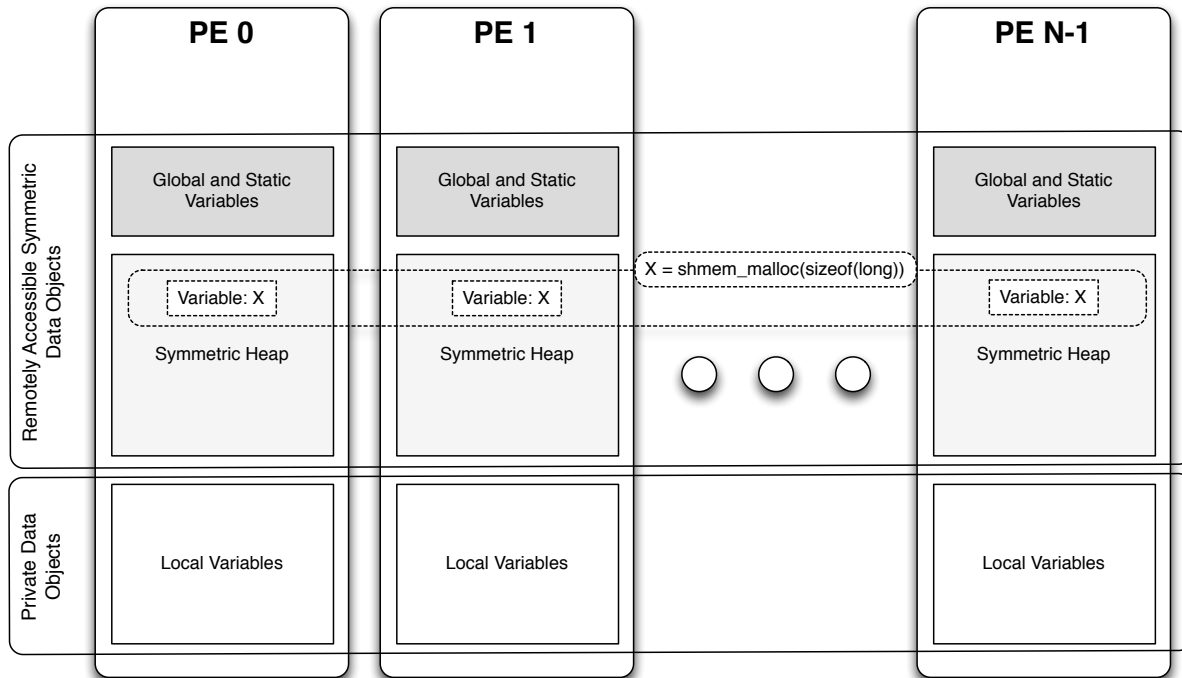


Figure 1: OpenSHMEM Memory Model

OpenSHMEM dynamic memory allocation routines (e.g., `shmem_malloc`) allow collective allocation of *Symmetric Data Objects* on a special memory region called the *Symmetric Heap*. The Symmetric Heap is created during the execution of a program at a memory location determined by the implementation. The Symmetric Heap may reside in different memory regions on different PEs. Figure 1 shows an example OpenSHMEM memory layout, illustrating the location of remotely accessible symmetric objects and private data objects. As shown, symmetric data objects can be located either in the symmetric heap or in the global/static memory section of each PE.

### 3.1 Pointers to Symmetric Objects

Symmetric data objects are referenced in OpenSHMEM operations through the local pointer to the desired remotely accessible object. The address contained in this pointer is referred to as a *symmetric address*. Every symmetric address is also a *local address* that is valid for direct memory access; however, not all local addresses are symmetric. Manipulation of symmetric addresses passed to OpenSHMEM routines—including pointer arithmetic, array indexing, and access of structure or union members—are permitted as long as the resulting local pointer remains within the same symmetric allocation or object. Symmetric addresses are only valid at the PE where they were generated; using a symmetric address generated by a different PE for direct memory access or as an argument to an OpenSHMEM routine results in undefined behavior.

Symmetric addresses provided to typed and type-generic OpenSHMEM interfaces must be naturally aligned based on their type and any requirements of the underlying architecture. Symmetric addresses provided to fixed-size OpenSHMEM interfaces (e.g., `shmem_put32`) must also be aligned to the given size. Symmetric objects provided to fixed-size OpenSHMEM interfaces must have storage size equal to the bit-width of the given operation<sup>3</sup>. Because C/C++ structures may contain implementation-defined padding, the fixed-size interfaces should not be used with C/C++ structures. The “mem” interfaces (e.g., `shmem_putmem`) have no alignment requirements.

The `shmem_ptr` and `shmem_team_ptr` routines allow the application to query a *local address* to a remotely accessible data object at a specified PE. The resulting pointer is valid for direct memory access; however, providing this address

<sup>3</sup>The bit-width of a byte is implementation-defined in C. The `CHAR_BIT` constant in `limits.h` can be used to portably calculate the bit-width of a C object.

as an argument of an OpenSHMEM routine that requires a symmetric address results in undefined behavior.

### 3.2 Atomicity Guarantees

OpenSHMEM contains a number of routines that perform atomic operations on symmetric data objects, which are defined in Section 9.7. The atomic routines guarantee that concurrent accesses by any of these routines to the same location, using the same datatype (specified in Tables 6 and 7), and using communication contexts (see Section 9.5) in the same atomicity domain will be exclusive. Exclusivity is also guaranteed when the target PE performs a wait or test operation on the same location and with the same datatype as one or more atomic operations.

An OpenSHMEM *atomicity domain* is a set of communication contexts whose associated teams (see Section 9.4) are all split by (possibly recursive) calls to a *shmem\_team\_split\_\** routine from a common predefined team. OpenSHMEM defines two such predefined teams, *SHMEM\_TEAM\_WORLD* and *SHMEM\_TEAM\_SHARED* (see Section 7).<sup>4</sup>

OpenSHMEM atomic operations do not guarantee exclusivity in the following scenarios, all of which result in undefined behavior.

1. When concurrent accesses to the same location are performed using OpenSHMEM atomic operations using communication contexts in different atomicity domains.
2. When concurrent accesses to the same location are performed using OpenSHMEM atomic operations using different datatypes.
3. When atomic and non-atomic OpenSHMEM operations are used to access the same location concurrently.
4. When OpenSHMEM atomic operations and non-OpenSHMEM operations (e.g., load and store operations) are used to access the same location concurrently.

---

<sup>4</sup>Although all PEs in *SHMEM\_TEAM\_SHARED* are also in *SHMEM\_TEAM\_WORLD*, and a PE's number can be translated from its *SHMEM\_TEAM\_SHARED* to *SHMEM\_TEAM\_WORLD*, the *SHMEM\_TEAM\_SHARED* team is defined as not having been created by a call to a *shmem\_team\_split\_\** routine on *SHMEM\_TEAM\_WORLD*. Therefore, the two teams are distinct predefined teams forming separate atomicity domains.

**Example 1.** The following C/C++ example illustrates scenario 1. In this example, different atomicity domains are used to access the same location, resulting in undefined behavior. The undefined behavior can be resolved by using communication contexts in the same atomicity domain in all concurrent operations.

```
#include <stdint.h>
#include <shmem.h>

int main(void) {
    static uint64_t x = 0;

    shmem_init();

    int target = 0;
    shmem_ctx_t ctx;

    if (shmem_my_pe() > 0) {
        shmem_team_create_ctx(SHMEM_TEAM_WORLD, 0, &ctx);
    }
    else {
        shmem_team_create_ctx(SHMEM_TEAM_SHARED, 0, &ctx);
        target = shmem_team_translate_pe(SHMEM_TEAM_WORLD, 0, SHMEM_TEAM_SHARED);
    }

    // Undefined behavior: The following AMO may access the same
    // location concurrently using different atomicity domains.
    if (target >= 0)
        shmem_ctx_uint64_atomic_inc(ctx, &x, target);

    shmem_ctx_destroy(ctx);
    shmem_finalize();
    return 0;
}
```

**Example 2.** The following C/C++ example illustrates scenario 2. In this example, different datatypes are used to access the same location concurrently, resulting in undefined behavior. The undefined behavior can be resolved by using the same datatype in all concurrent operations. For example, the 32-bit value can be left-shifted and a 64-bit atomic OR operation can be used.

```
#include <stdint.h>
#include <shmem.h>

int main(void) {
    static uint64_t x = 0;

    shmem_init();
    /* Undefined behavior: The following AMOs access the same location
     * concurrently using different types. */
    if (shmem_my_pe() > 0)
        shmem_uint32_atomic_or((uint32_t *)&x, shmem_my_pe() + 1, 0);
    else
        shmem_uint64_atomic_or(&x, shmem_my_pe() + 1, 0);

    shmem_finalize();
    return 0;
}
```



**Example 3.** The following C/C++ example illustrates scenario 3. In this example, atomic increment operations are concurrent with a non-atomic reduction operation, resulting in undefined behavior. The undefined behavior can be resolved by inserting a barrier operation before the reduction. The barrier ensures that all local and remote AMOs have completed before the reduction operation accesses  $x$ .

```
#include <shmem.h>

int main(void) {
    static int x = 0, y = 0;

    shmem_init();
    shmem_int_atomic_inc(&x, (shmem_my_pe() + 1) % shmem_n_pes());
    /* Undefined behavior: The following reduction operation performs accesses to
     * symmetric variable 'x' that are concurrent with previously issued atomic
     * increment operations on the same variable. */
    shmem_int_sum_reduce(SHMEM_TEAM_WORLD, &y, &x, 1);

    shmem_finalize();
    return 0;
}
```

**Example 4.** The following C/C++ example illustrates scenario 4. In this example, an OpenSHMEM atomic increment operation is concurrent with a local increment operation, resulting in undefined behavior. The undefined behavior can be resolved by replacing the local increment operation with an OpenSHMEM atomic increment.

```
#include <shmem.h>

int main(void) {
    static int x = 0;

    shmem_init();
    /* Undefined behavior: OpenSHMEM atomic increment operations are concurrent
     * with the local increment of symmetric variable 'x'. */
    if (shmem_my_pe() > 0)
        shmem_int_atomic_inc(&x, 0);
    else
        x++;

    shmem_finalize();
    return 0;
}
```

## 4 Execution Model

An OpenSHMEM program consists of a set of OpenSHMEM processes called PEs. While not required by OpenSHMEM, in typical usage, PEs are executed using a single program, multiple data (SPMD) model. SPMD requires each PE to use the same executable; however, PEs are able to follow divergent control paths. PEs are often implemented using operating system (OS) processes and PEs are permitted to create additional threads, when supported by the OpenSHMEM library.

PE execution is loosely coupled, relying on OpenSHMEM operations to communicate and synchronize among executing PEs. The OpenSHMEM phase in a program begins with the first call to the initialization routine `shmem_init` or `shmem_init_thread`, which must be performed before using any of the other OpenSHMEM library routines. An OpenSHMEM program concludes its use of the OpenSHMEM library when all PEs make their final call to `shmem_finalize` or any PE calls `shmem_global_exit`. During the last call to `shmem_finalize`, the OpenSHMEM library synchronizes all PEs, completes all pending communication and releases all the resources associated to the library.

The PEs of the OpenSHMEM program are identified by unique integers. The identifiers are integers assigned in a monotonically increasing manner from zero to one less than the total number of PEs. PE identifiers are used for OpenSHMEM calls (e.g., to specify *put* or *get* routines on symmetric data objects, collective synchronization calls) or to dictate a control flow for PEs using constructs of *C*. The identifiers are fixed for the duration of the OpenSHMEM phase of a program.

#### 4.1 Progress of OpenSHMEM Operations

The OpenSHMEM model assumes that computation and communication are naturally overlapped. OpenSHMEM programs are expected to exhibit progression of communication both with and without OpenSHMEM calls. Consider a PE that is engaged in a computation with no OpenSHMEM calls. Other PEs should be able to communicate (e.g., *put*, *get*, *atomic*, etc.) and complete communication operations with that computationally-bound PE without that PE issuing any explicit OpenSHMEM calls. One-sided OpenSHMEM communication calls involving that PE should progress regardless of when that PE next engages in an OpenSHMEM call.

##### Note to Implementers

An OpenSHMEM implementation for hardware that does not provide asynchronous communication capabilities may require a software progress thread in order to process remotely-issued communication requests without explicit program calls to the OpenSHMEM library.

High performance implementations of OpenSHMEM are expected to leverage hardware offload capabilities and provide asynchronous one-sided communication without software assistance.

Implementations should avoid deferring the execution of one-sided operations until a synchronization point where data is known to be available. High-quality implementations should attempt asynchronous delivery whenever possible, for performance reasons. Additionally, the OpenSHMEM community discourages releasing OpenSHMEM implementations that do not provide asynchronous one-sided operations, as these have very limited performance value for OpenSHMEM programs.

#### 4.2 Invoking OpenSHMEM Operations

Pointer arguments to OpenSHMEM routines that point to non-*const* data must not overlap in memory with other arguments to the same OpenSHMEM operation, with the exception of in-place reductions as described in Section 9.10.9. Otherwise, the behavior is undefined. Two arguments overlap in memory if any of their data elements are contained in the same physical memory locations. For example, consider an address *a* returned by the *shmem\_ptr* operation for symmetric object *A* on PE *i*. Providing the local address *a* and the symmetric address of object *A* to an OpenSHMEM operation targeting PE *i* results in undefined behavior.

Buffers provided to OpenSHMEM routines are *in-use* until the corresponding OpenSHMEM operation has completed at the calling PE. Updates to a buffer that is in-use, including updates performed through locally and remotely issued OpenSHMEM operations, result in undefined behavior. Similarly, reads from a buffer that is in-use are allowed only when the buffer was provided as a *const*-qualified argument to the OpenSHMEM routine for which it is in-use. Otherwise, the behavior is undefined. Exceptions are made for buffers that are in-use by AMOs, as described in Section 3.2. For information regarding the completion of OpenSHMEM operations, see Section 9.12.

OpenSHMEM routines with multiple symmetric object arguments do not require these symmetric objects to be located within the same symmetric memory segment. For example, objects located in the symmetric data segment and objects located in the symmetric heap can be provided as arguments to the same OpenSHMEM operation.

## 5 Language Bindings and Conformance

OpenSHMEM provides ISO *C* language bindings. Any implementation that provides *C* bindings can claim conformance to the specification. The OpenSHMEM header file *shmem.h* for *C* must contain only the interfaces and constant names defined in this specification.

OpenSHMEM APIs can be implemented as functions, inline functions, or macros. However, implementing the interfaces using inline functions or macros could limit the use of external profiling tools and high-level compiler optimizations. An OpenSHMEM program should avoid defining routine names, variables, or other identifiers with the prefix “shmem” using any combination of uppercase letters, lowercase letters, and underscores.

All extensions to the OpenSHMEM API that are not part of this specification must be defined in the *shmemx.h* header file, with the following exceptions.

1. Extensions to the OpenSHMEM interfaces that add support for additional datatypes.
2. Implementation-specific constants, types, and macros that use a consistent, implementation-defined prefix.
3. Extensions to the type-generic interfaces.

The *shmemx.h* header file must exist, even if no extensions are provided. Any extensions shall use the *shmemx\_* prefix for all routine, variable, and constant names.

## 6 Library Constants

The OpenSHMEM library provides a set of compile-time constants that may be used to specify options to API routines, provide implementation-specific parameters, or return information about the implementation. All constants that start with *\_SHMEM\_\** are deprecated, but provided for backwards compatibility.

Constant	Description
C/C++: <i>SHMEM_THREAD_SINGLE</i>	The OpenSHMEM thread support level which specifies that the program must not be multithreaded. See Section 9.2 for more detail about its use.
C/C++: <i>SHMEM_THREAD_FUNNELED</i>	The OpenSHMEM thread support level which specifies that the program may be multithreaded but must ensure that only the main thread invokes the OpenSHMEM interfaces. See Section 9.2 for more detail about its use.
C/C++: <i>SHMEM_THREAD_SERIALIZED</i>	The OpenSHMEM thread support level which specifies that the program may be multithreaded but must ensure that the OpenSHMEM interfaces are not invoked concurrently by multiple threads. See Section 9.2 for more detail about its use.
C/C++: <i>SHMEM_THREAD_MULTIPLE</i>	The OpenSHMEM thread support level which specifies that the program may be multithreaded and any thread may invoke the OpenSHMEM interfaces. See Section 9.2 for more detail about its use.
C/C++: <i>SHMEM_TEAM_NUM_CONTEXTS</i>	The bitwise flag which specifies that a team creation routine should use the <i>num_contexts</i> member of the provided <i>shmem_team_config_t</i> configuration parameter as a request. See Sections 9.4.3 and 9.4.6 for more detail about its use.
C/C++: <i>SHMEM_TEAM_INVALID</i>	A value corresponding to an invalid team. This value can be used to initialize or update team handles to indicate that they do not reference a valid team. When managed in this way, applications can use an equality comparison to test whether a given team handle references a valid team. See Section 9.4 for more detail about its use.

Constant	Description
<i>C/C++:</i> <i>SHMEM_CTX_INVALID</i>	A value corresponding to an invalid communication context. This value can be used to initialize or update context handles to indicate that they do not reference a valid context. When managed in this way, applications can use an equality comparison to test whether a given context handle references a valid context. See Section 9.5 for more detail about its use.
<i>C/C++:</i> <i>SHMEM_CTX_SERIALIZED</i>	The context creation option which specifies that the given context is shareable but will not be used by multiple threads concurrently. See Section 9.5.1 for more detail about its use.
<i>C/C++:</i> <i>SHMEM_CTX_PRIVATE</i>	The context creation option which specifies that the given context will be used only by the thread that created it. See Section 9.5.1 for more detail about its use.
<i>C/C++:</i> <i>SHMEM_CTX_NOSTORE</i>	The context creation option which specifies that quiet and fence operations performed on the given context are not required to enforce completion and ordering of memory store operations. See Section 9.5.1 for more detail about its use.
<i>C/C++:</i> <i>SHMEM_CTX_SESSION_TOTAL_OPS</i>	The bitwise flag which specifies that a session start routine should use the <i>total_ops</i> member of the provided <i>shmem_ctx_session_config_t</i> configuration parameter as a hint. See 9.9.1 for more detail about its use.
<i>C/C++:</i> <i>SHMEM_CTX_SESSION_BATCH</i>	The session start option which specifies that operations in the given session are latency tolerant and may be candidates for batching. See 9.9.2 for more detail about its use.
<i>C/C++:</i> <i>SHMEM_SIGNAL_SET</i>	An integer constant expression corresponding to the signal update set operation. See Section 9.8.3 and Section 9.8.4 for more detail about its use.
<i>C/C++:</i> <i>SHMEM_SIGNAL_ADD</i>	An integer constant expression corresponding to the signal update add operation. See Section 9.8.3 and Section 9.8.4 for more detail about its use.
<i>C/C++:</i> <i>SHMEM_MALLOC_ATOMICS_REMOTE</i>	The hint to the memory allocation routine which specifies that the allocated memory will be used for atomic variables. See Section 9.3.5 for more detail about its use.
<i>C/C++:</i> <i>SHMEM_MALLOC_SIGNAL_REMOTE</i>	The hint to the memory allocation routine which specifies that the allocated memory will be used for signal variables. See Section 9.3.5 for more detail about its use.
— deprecation start — <i>C/C++:</i> <i>SHMEM_SYNC_VALUE</i> <i>C/C++:</i> <i>_SHMEM_SYNC_VALUE</i> — deprecation end —	The value used to initialize the elements of <i>pSync</i> arrays. The value of this constant is implementation specific. See Section 9.10 for more detail about its use.

Constant	Description
<p>— deprecation start —</p> <p>C/C++:  <i>SHMEM_SYNC_SIZE</i></p> <p>— deprecation end —</p>	<p>Length of a work array that can be used with any OpenSHMEM collective communication operation. Work arrays sized for specific operations may consume less memory. The value of this constant is implementation specific. See Section 9.10 for more detail about its use.</p>
<p>— deprecation start —</p> <p>C/C++:  <i>SHMEM_BCAST_SYNC_SIZE</i></p> <p>C/C++:  <i>_SHMEM_BCAST_SYNC_SIZE</i></p> <p>— deprecation end —</p>	<p>Length of the <i>pSync</i> arrays needed for broadcast routines. The value of this constant is implementation specific. See Section 9.10.7 for more detail about its use.</p>
<p>— deprecation start —</p> <p>C/C++:  <i>SHMEM_REDUCE_SYNC_SIZE</i></p> <p>C/C++:  <i>_SHMEM_REDUCE_SYNC_SIZE</i></p> <p>— deprecation end —</p>	<p>Length of the work arrays needed for reduction routines. The value of this constant is implementation specific. See Section 9.10.9 for more detail about its use.</p>
<p>— deprecation start —</p> <p>C/C++:  <i>SHMEM_BARRIER_SYNC_SIZE</i></p> <p>C/C++:  <i>_SHMEM_BARRIER_SYNC_SIZE</i></p> <p>— deprecation end —</p>	<p>Length of the work array needed for barrier routines. The value of this constant is implementation specific. See Section 9.10.2 for more detail about its use.</p>
<p>— deprecation start —</p> <p>C/C++:  <i>SHMEM_COLLECT_SYNC_SIZE</i></p> <p>C/C++:  <i>_SHMEM_COLLECT_SYNC_SIZE</i></p> <p>— deprecation end —</p>	<p>Length of the work array needed for collect routines. The value of this constant is implementation specific. See Section 9.10.8 for more detail about its use.</p>

Constant	Description
<p>— deprecation start —</p> <p>C/C++:  <i>SHMEM_ALLTOALL_SYNC_SIZE</i></p> <p>— deprecation end —</p>	<p>Length of the work array needed for <i>shmem_alltoall</i> routines. The value of this constant is implementation specific. See Section 9.10.5 for more detail about its use.</p>
<p>— deprecation start —</p> <p>C/C++:  <i>SHMEM_ALLTOALLS_SYNC_SIZE</i></p> <p>— deprecation end —</p>	<p>Length of the work array needed for <i>shmem_alltoalls</i> routines. The value of this constant is implementation specific. See Section 9.10.6 for more detail about its use.</p>
<p>— deprecation start —</p> <p>C/C++:  <i>SHMEM_REDUCE_MIN_WRKDATA_SIZE</i></p> <p>C/C++:  <i>_SHMEM_REDUCE_MIN_WRKDATA_SIZE</i></p> <p>— deprecation end —</p>	<p>Minimum length of work arrays used in various collective routines.</p>
<p>C/C++:  <i>SHMEM_MAJOR_VERSION</i></p> <p>— deprecation start —</p> <p>C/C++:  <i>_SHMEM_MAJOR_VERSION</i></p> <p>— deprecation end —</p>	<p>Integer representing the major version of OpenSHMEM Specification in use.</p>
<p>C/C++:  <i>SHMEM_MINOR_VERSION</i></p> <p>— deprecation start —</p> <p>C/C++:  <i>_SHMEM_MINOR_VERSION</i></p> <p>— deprecation end —</p>	<p>Integer representing the minor version of OpenSHMEM Specification in use.</p>

Constant	Description
<p>C/C++:  <i>SHMEM_MAX_NAME_LEN</i></p> <p>— deprecation start —</p> <p>C/C++:  <i>_SHMEM_MAX_NAME_LEN</i></p> <p>— deprecation end —</p>	<p>Integer representing the maximum length of <i>SHMEM_VENDOR_STRING</i>.</p>
<p>C/C++:  <i>SHMEM_VENDOR_STRING</i></p> <p>— deprecation start —</p> <p>C/C++:  <i>_SHMEM_VENDOR_STRING</i></p> <p>— deprecation end —</p>	<p>String representing vendor defined information of size at most <i>SHMEM_MAX_NAME_LEN</i>. In C/C++, the string is terminated by a null character.</p>
<p>C/C++:  <i>SHMEM_CMP_EQ</i></p> <p>— deprecation start —</p> <p>C/C++:  <i>_SHMEM_CMP_EQ</i></p> <p>— deprecation end —</p>	<p>An integer constant expression corresponding to the “equal to” comparison operation. See Section 9.11 for more detail about its use.</p>
<p>C/C++:  <i>SHMEM_CMP_NE</i></p> <p>— deprecation start —</p> <p>C/C++:  <i>_SHMEM_CMP_NE</i></p> <p>— deprecation end —</p>	<p>An integer constant expression corresponding to the “not equal to” comparison operation. See Section 9.11 for more detail about its use.</p>
<p>C/C++:  <i>SHMEM_CMP_LT</i></p> <p>— deprecation start —</p> <p>C/C++:  <i>_SHMEM_CMP_LT</i></p> <p>— deprecation end —</p>	<p>An integer constant expression corresponding to the “less than” comparison operation. See Section 9.11 for more detail about its use.</p>

Constant	Description
<p><i>C/C++:</i>  <code>SHMEM_CMP_LE</code></p> <p>— deprecation start —</p> <p><i>C/C++:</i>  <code>_SHMEM_CMP_LE</code></p> <p>— deprecation end —</p>	<p>An integer constant expression corresponding to the “less than or equal to” comparison operation. See Section 9.11 for more detail about its use.</p>
<p><i>C/C++:</i>  <code>SHMEM_CMP_GT</code></p> <p>— deprecation start —</p> <p><i>C/C++:</i>  <code>_SHMEM_CMP_GT</code></p> <p>— deprecation end —</p>	<p>An integer constant expression corresponding to the “greater than” comparison operation. See Section 9.11 for more detail about its use.</p>
<p><i>C/C++:</i>  <code>SHMEM_CMP_GE</code></p> <p>— deprecation start —</p> <p><i>C/C++:</i>  <code>_SHMEM_CMP_GE</code></p> <p>— deprecation end —</p>	<p>An integer constant expression corresponding to the “greater than or equal to” comparison operation. See Section 9.11 for more detail about its use.</p>

## 7 Library Handles

The OpenSHMEM library provides a set of predefined named constant handles. All named constants can be used in initialization expressions or assignments, but not necessarily in array declarations or as labels in *C* switch statements. This implies named constants to be link-time but not necessarily compile-time constants.

Handle	Description
<p><i>C/C++:</i>  <code>SHMEM_TEAM_WORLD</code></p>	<p>Handle of type <i>shmem_team_t</i> that corresponds to the world team that contains all PEs in the OpenSHMEM program. All point-to-point communication operations and collective synchronizations that do not specify a team are performed on the world team. See Section 9.4 for more detail about its use.</p>



Handle	Description
C/C++: <i>SHMEM_TEAM_SHARED</i>	Handle of type <i>shmem_team_t</i> that corresponds to a team of PEs that share a memory domain. <i>SHMEM_TEAM_SHARED</i> refers to the team of all PEs that would mutually return a non-null address from a call to <i>shmem_ptr</i> for all symmetric heap objects. That is, <i>shmem_ptr</i> must return a non-null pointer to the local PE for all symmetric heap objects on all target PEs in the team. This means that symmetric heap objects on each PE are directly load/store accessible by all PEs in the team. See Section 9.4 for more detail about its use.
C/C++: <i>SHMEM_CTX_DEFAULT</i>	Handle of type <i>shmem_ctx_t</i> that corresponds to the default communication context. All point-to-point communication operations and synchronizations that do not specify a context are performed on the default context. See Section 9.5 for more detail about its use.

## 8 Environment Variables

The OpenSHMEM specification provides a set of environment variables that allows users to configure the OpenSHMEM implementation and receive information about the implementation. The implementations of the specification are free to define additional variables. Currently, the specification defines four environment variables. All environment variables that start with *SMA\_\** are deprecated, but currently supported for backwards compatibility. If both *SHMEM\_\** and *SMA\_\**-prefixed environment variables are set, then the value in the *SHMEM\_\**-prefixed environment variable establishes the controlling value. Refer to the *SMA\_\** environment variables deprecation rationale, Annex F.2.9, for more details.

Variable	Value	Description
<i>SHMEM_VERSION</i>	Any	Print the library version at start-up
<i>SHMEM_INFO</i>	Any	Print helpful text about all these environment variables

<i>SHMEM_SYMMETRIC_SIZE</i>	Non-negative integer or floating point value with an optional character suffix	<p>Specifies the size (in bytes) of the symmetric heap memory per PE. The resulting size is implementation-defined and must be at least as large as the integer ceiling of the product of the numeric prefix and the scaling factor. The allowed character suffixes for the scaling factor are as follows:</p> <ul style="list-style-type: none"> <li>• k or K multiplies by <math>2^{10}</math> (kibibytes)</li> <li>• m or M multiplies by <math>2^{20}</math> (mebibytes)</li> <li>• g or G multiplies by <math>2^{30}</math> (gibibytes)</li> <li>• t or T multiplies by <math>2^{40}</math> (tebibytes)</li> </ul> <p>For example, string “20m” is equivalent to the integer value 20971520, or 20 mebibytes. Similarly the string “3.1M” is equivalent to the integer value 3250586. Only one multiplier is recognized and any characters following the multiplier are ignored, so “20kk” will not produce the same result as “20m”. Usage of string “.5m” will yield the same result as the string “0.5m”.</p> <p>An invalid value for <i>SHMEM_SYMMETRIC_SIZE</i> is an error, which the OpenSHMEM library shall report by either returning a nonzero value from <i>shmem_init_thread</i> or causing program termination.</p>
<i>SHMEM_DEBUG</i>	Any	Enable debugging messages

## 9 OpenSHMEM Library API

### 9.1 Library Setup, Exit, and Query Routines

This section specifies the library setup, exit, and query interfaces that initialize, finalize, and monitor the parallel environment of the PEs, respectively.

#### 9.1.1 SHMEM\_INIT

A collective operation that allocates and initializes the resources used by the OpenSHMEM library.

#### SYNOPSIS

##### C/C++:

```
void shmem_init(void);
```

#### DESCRIPTION

##### Arguments

None.

##### API Description

*shmem\_init* allocates and initializes resources used by the OpenSHMEM library. It is a collective operation that all PEs must call before any other OpenSHMEM routine may be called, except *shmem\_query\_initialized* which checks the current initialized state of the library. In the OpenSHMEM program which it initialized, each call to *shmem\_init* must be matched with a corresponding call to *shmem\_finalize*.

The *shmem\_init* and *shmem\_init\_thread* initialization routines may be called multiple times within an OpenSHMEM program. A corresponding call to *shmem\_finalize* must be made for each call to an OpenSHMEM initialization routine. The OpenSHMEM library must not be finalized until after the last call to *shmem\_finalize* and may be re-initialized with a subsequent call to an initialization routine.

##### Return Values

None.

— deprecation start —

##### Notes

As of OpenSHMEM 1.2, the use of *start\_pes* has been deprecated and calls to it should be replaced with calls to *shmem\_init*. While support for *start\_pes* is still required in OpenSHMEM libraries, users are encouraged to use *shmem\_init*. An important difference between *shmem\_init* and *start\_pes* is that every call to *shmem\_init* within a program must be matched with a call to *shmem\_finalize*. In the case of *start\_pes*, any subsequent calls to *start\_pes* after the first one results in a no-op.

— deprecation end —

#### EXAMPLES

**Example 5.** The following *shmem\_init* example is for C11 programs:

```
#include <shmem.h>
#include <stdio.h>

int main(void) {
    static int targ = 0;

    shmem_init();
    int mype = shmem_my_pe();
    int receiver = 1 % shmem_n_pes();

    if (mype == 0) {
        int src = 33;
        shmem_put(&targ, &src, 1, receiver);
    }

    shmem_barrier_all(); /* Synchronizes sender and receiver */

    if (mype == receiver)
        printf("PE %d targ=%d (expect 33)\n", mype, targ);

    shmem_finalize();
    return 0;
}
```

### 9.1.2 SHMEM\_MY\_PE

Returns the number of the calling PE.

#### SYNOPSIS

**C/C++:**

```
int shmem_my_pe(void);
```

#### DESCRIPTION

##### Arguments

None.

##### API Description

This routine returns the PE number of the calling PE. It accepts no arguments. The result is an integer between 0 and  $npes - 1$ , where  $npes$  is the total number of PEs executing the current program.

##### Return Values

Integer - Between 0 and  $npes - 1$

##### Notes

Each PE has a unique number or identifier. As of OpenSHMEM 1.2 the use of `_my_pe` has been deprecated. Although OpenSHMEM libraries are required to support the call, users are encouraged to use `shmem_my_pe` instead. The behavior and signature of the routine `shmem_my_pe` remains unchanged from the deprecated `_my_pe` version.

### 9.1.3 SHMEM\_N\_PES

Returns the number of PEs running in a program.

#### SYNOPSIS

**C/C++:**

```
int shmem_n_pes(void);
```

#### DESCRIPTION

##### Arguments

None.

##### API Description

The routine returns the number of PEs running in the program.

##### Return Values

Integer - Number of PEs running in the OpenSHMEM program.

##### Notes

As of OpenSHMEM 1.2 the use of `_num_pes` has been deprecated. Although OpenSHMEM libraries are required to support the call, users are encouraged to use `shmem_n_pes` instead. The behavior and signature of the routine `shmem_n_pes` remains unchanged from the deprecated `_num_pes` version.

#### EXAMPLES

**Example 6.** The following `shmem_my_pe` and `shmem_n_pes` example is for C/C++ programs:

```
#include <shmem.h>
#include <stdio.h>

int main(void) {
    shmem_init();
    int mype = shmem_my_pe();
    int npes = shmem_n_pes();
    printf("I am #%d of %d PEs executing this program\n", mype, npes);
    shmem_finalize();
    return 0;
}
```

### 9.1.4 SHMEM\_FINALIZE

A collective operation that releases all resources used by the OpenSHMEM library. This only terminates the OpenSHMEM portion of a program, not the entire program.

#### SYNOPSIS

**C/C++:**

```
void shmem_finalize(void);
```

#### DESCRIPTION

**Arguments**

None.

**API Description**

*shmem\_finalize* ends the OpenSHMEM portion of a program previously initialized by *shmem\_init* or *shmem\_init\_thread*. This is a collective operation that requires all PEs to participate in the call.

An OpenSHMEM program may perform a series of matching initialization and finalization calls. The last call to *shmem\_finalize* in this series releases all resources used by the OpenSHMEM library. This call destroys all teams created by the OpenSHMEM program. As a result, all shareable contexts are destroyed. The user is responsible for destroying all contexts with the *SHMEM\_CTX\_PRIVATE* option enabled prior to this call; otherwise, the behavior is undefined.

The last call to *shmem\_finalize* performs an implicit global barrier to ensure that pending communications are completed and that no resources are released until all PEs have entered *shmem\_finalize*. All other calls to *shmem\_finalize* perform an operation semantically equivalent to *shmem\_barrier\_all* and return without freeing any OpenSHMEM resources.

The last call to *shmem\_finalize* causes the OpenSHMEM library to enter an uninitialized state. No further OpenSHMEM calls may be made until an OpenSHMEM initialization routine is called. All processes that represent the PEs will still exist after the call to *shmem\_finalize* returns, but they will no longer have access to OpenSHMEM library resources that have been released.

**Return Values**

None.

**Notes**

The last call to *shmem\_finalize* releases all resources used by the OpenSHMEM library including the symmetric memory heap and pointers initiated by *shmem\_ptr*. This collective operation requires all PEs to participate in the call, not just a subset of the PEs. The non-OpenSHMEM portion of a program may continue after a call to *shmem\_finalize* by all PEs.

Calls to *shmem\_finalize* that are not the last in a series of initialization and finalization calls do not free any OpenSHMEM resources. Thus, teams, contexts, or symmetric memory allocations may be leaked until the final call to *shmem\_finalize*. Applications that perform multiple initialization and finalization calls should free resources prior to calling *shmem\_finalize* to avoid such leaks.

**EXAMPLES**

**Example 7.** The following finalize example is for *C11* programs:

```
#include <shmem.h>
#include <stdio.h>

int main(void) {
    static long x = 10101;
    long y = -1;

    shmem_init();
    int mype = shmem_my_pe();
    int npes = shmem_n_pes();

    if (mype == 0)
        y = shmem_g(&x, npes - 1);

    printf("%d: y = %ld\n", mype, y);

    shmem_finalize();
    return 0;
}
```

### 9.1.5 SHMEM\_QUERY\_INITIALIZED

Returns the initialized status of the OpenSHMEM library.

#### SYNOPSIS

##### C/C++:

```
void shmem_query_initialized(int *initialized);
```

#### DESCRIPTION

##### Arguments

<b>OUT</b>	<i>initialized</i>	Nonzero if the OpenSHMEM library is in the initialized state. Zero otherwise.
------------	--------------------	---

##### API Description

The *shmem\_query\_initialized* call returns the initialization status of the OpenSHMEM library. If the application has called an OpenSHMEM initialization routine and has not yet made the corresponding call to *shmem\_finalize*, this routine returns nonzero. Otherwise, it returns zero.

This function may be called at any time, regardless of the thread safety level or the current initialized state of the OpenSHMEM library.

##### Return Values

None.

### 9.1.6 SHMEM\_GLOBAL\_EXIT

A routine that allows any PE to force termination of an entire program.

#### SYNOPSIS

##### C11:

```
_Noreturn void shmem_global_exit(int status);
```

##### C/C++:

```
void shmem_global_exit(int status);
```

#### DESCRIPTION

##### Arguments

<b>IN</b>	<i>status</i>	The exit status from the main program.
-----------	---------------	--

##### API Description

*shmem\_global\_exit* is a non-collective routine that allows any one PE to force termination of an OpenSHMEM program for all PEs, passing an exit status to the execution environment. This routine terminates the entire program, not just the OpenSHMEM portion. When any PE calls *shmem\_global\_exit*, it results in the immediate notification to all PEs to terminate. *shmem\_global\_exit* flushes I/O and releases resources in accordance with C/C++ language requirements for normal program termination. If more than one PE calls *shmem\_global\_exit*, then the exit status returned to the environment shall be one of the values passed to *shmem\_global\_exit* as the status argument. There is no return to the caller of *shmem\_global\_exit*; control is returned from the OpenSHMEM program to the execution environment for all PEs.

**Return Values**

None.

**Notes**

`shmem_global_exit` may be used in situations where one or more PEs have determined that the program has completed and/or should terminate early. Accordingly, the integer status argument can be used to pass any information about the nature of the exit; e.g., that the program encountered an error or found a solution. Since `shmem_global_exit` is a non-collective routine, there is no implied synchronization, and all PEs must terminate regardless of their current execution state. While I/O must be flushed for standard language I/O calls from C/C++, it is implementation dependent as to how I/O done by other means (e.g., third party I/O libraries) are handled. Similarly, resources are released according to C/C++ standard language requirements, but this may not include all resources allocated for the OpenSHMEM program. However, a quality implementation will make a best effort to flush all I/O and clean up all resources.

**EXAMPLES****Example 8.**

```
#include <shmem.h>
#include <stdio.h>
#include <stdlib.h>

int main(void) {
    shmem_init();
    int mype = shmem_my_pe();
    if (mype == 0) {
        FILE *fp = fopen("input.txt", "r");
        if (fp == NULL) { /* Input file required by program is not available */
            shmem_global_exit(EXIT_FAILURE);
        }
        /* do something with the file */
        fclose(fp);
    }
    shmem_finalize();
    return 0;
}
```

**9.1.7 SHMEM\_PE\_ACCESSIBLE**

Determines whether a PE is accessible via OpenSHMEM's data transfer routines.

**SYNOPSIS**

C/C++:

```
int shmem_pe_accessible(int pe);
```

**DESCRIPTION****Arguments**

<b>IN</b>	<i>pe</i>	Specific PE to be checked for accessibility from the local PE.
-----------	-----------	--

**API Description**

`shmem_pe_accessible` is a query routine that indicates whether a specified PE is accessible via OpenSHMEM from the local PE. The `shmem_pe_accessible` routine returns a value indicating whether the remote PE is a process running from the same executable file as the local PE, thereby indicating whether



full support for symmetric data objects, which may reside in either static memory or the symmetric heap, is available.

#### Return Values

The return value is 1 if the specified PE is a valid remote PE for OpenSHMEM routines; otherwise, it is 0.

#### Notes

This routine may be particularly useful for hybrid programming with other communication libraries (such as *Message Passing Interface* (MPI)) or parallel languages. For example, when an MPI job uses *Multiple Program Multiple Data* (MPMD) mode, multiple executable MPI programs are executed as part of the same MPI job. In such cases, OpenSHMEM support may only be available between processes running from the same executable file. In addition, some environments may allow a hybrid job to span multiple network partitions. In such scenarios, OpenSHMEM support may only be available between PEs within the same partition.

### 9.1.8 SHMEM\_ADDR\_ACCESSIBLE

Determines whether an address is accessible via OpenSHMEM data transfer routines from the specified remote PE.

#### SYNOPSIS

C/C++:

```
int shmem_addr_accessible(const void *addr, int pe);
```

#### DESCRIPTION

##### Arguments

IN	<i>addr</i>	Local address of data object to query.
IN	<i>pe</i>	Integer id of a remote PE.

##### API Description

*shmem\_addr\_accessible* is a query routine that indicates whether the address *addr* can be used to access the given data object on the specified PE via OpenSHMEM routines.

This routine verifies that the data object is symmetric and accessible with respect to a remote PE via OpenSHMEM data transfer routines. The specified address *addr* is the local address of the data object on the local PE.

##### Return Values

The return value is 1 if the local address *addr* is also a symmetric address and the given data object is accessible via OpenSHMEM routines on the specified remote PE; otherwise, it is 0.

##### Notes

This routine may be particularly useful for hybrid programming with other communication libraries (such as MPI) or parallel languages. For example, when an MPI job uses MPMD mode, multiple executable MPI programs may use OpenSHMEM routines. In such cases, static memory, such as a C global variable, is symmetric between processes running from the same executable file, but is not symmetric between processes running from different executable files. Data allocated from the symmetric heap (e.g., using *shmem\_malloc*) is symmetric across the same or different executable files.

### 9.1.9 SHMEM\_PTR

Returns a local pointer to a symmetric data object on the specified PE in the world team.

#### SYNOPSIS

**C/C++:**

```
void *shmem_ptr(const void *dest, int pe);
```

#### DESCRIPTION

##### Arguments

<b>IN</b>	<i>dest</i>	The symmetric address of the remotely accessible data object to be referenced.
<b>IN</b>	<i>pe</i>	An integer that indicates the PE number on which <i>dest</i> is to be accessed.

##### API Description

*shmem\_ptr* returns an address that may be used to directly reference *dest* on the specified PE in the world team. This address can be assigned to a pointer. After that, ordinary loads and stores to *dest* may be performed. The address returned by *shmem\_ptr* is a local address to a remotely accessible data object. Providing this address to an argument of an OpenSHMEM routine that requires a symmetric address results in undefined behavior.

The *shmem\_ptr* routine can provide efficient means to accomplish communication, for example when a sequence of reads and writes to a data object on a remote PE does not match the access pattern provided in an OpenSHMEM data transfer routine like *shmem\_put* or *shmem\_iget*.

##### Return Values

A local pointer to the remotely accessible *dest* data object is returned when it can be accessed using memory loads and stores. Otherwise, a null pointer is returned.

##### Notes

When calling *shmem\_ptr*, *dest* is the address of the referenced symmetric data object on the calling PE.

#### EXAMPLES

**Example 9.** In the following *C11* example, PE 0 uses the *shmem\_ptr* routine to query a pointer and directly access the *dest* array on PE 1:

```
#include <shmem.h>
#include <stdio.h>

int main(void) {
    static int dest[4];
    shmem_init();
    int mype = shmem_my_pe();
    if (mype == 0) { /* initialize PE 1's dest array */
        int *ptr = shmem_ptr(dest, 1);
        if (ptr == NULL)
            printf("can't use pointer to directly access PE 1's dest array\n");
        else
            for (int i = 0; i < 4; i++)
                *ptr++ = i + 1;
    }
    shmem_barrier_all();
    if (mype == 1)
```

```

    printf("PE 1 dest: %d, %d, %d, %d\n", dest[0], dest[1], dest[2], dest[3]);
    shmем_finalize();
    return 0;
}

```

### 9.1.10 SHMEM\_TEAM\_PTR

Returns a local pointer to a symmetric data object on the specified PE in the specified team.

#### SYNOPSIS

##### C/C++:

```
void *shmем_team_ptr(shmem_team_t team, const void *dest, int pe);
```

#### DESCRIPTION

##### Arguments

<b>IN</b>	<i>team</i>	A handle to the specified team.
<b>IN</b>	<i>dest</i>	The symmetric address of the remotely accessible data object to be referenced.
<b>IN</b>	<i>pe</i>	An integer that indicates the PE number in the provided team on which <i>dest</i> is to be accessed.

##### API Description

*shmем\_team\_ptr* returns an address that may be used to directly reference *dest* on the specified PE in the specified team. This address can be assigned to a pointer. After that, ordinary loads and stores to *dest* may be performed. The address returned by *shmем\_team\_ptr* is a local address to a remotely accessible data object. Providing this address to an argument of an OpenSHMEM routine that requires a symmetric address results in undefined behavior.

The *shmем\_team\_ptr* routine can provide efficient means to accomplish communication, for example when a sequence of reads and writes to a data object on a remote PE does not match the access pattern provided in an OpenSHMEM data transfer routine like *shmем\_put* or *shmем\_iget*.

##### Return Values

A local pointer to the remotely accessible *dest* data object is returned when it can be accessed using memory loads and stores. Otherwise, a null pointer is returned.

If *team* compares equal to *SHMEM\_TEAM\_INVALID*, then a null pointer is returned. If *team* is otherwise invalid, the behavior is undefined.

##### Notes

When calling *shmем\_team\_ptr*, *dest* is the address of the referenced symmetric data object on the calling PE.

### 9.1.11 SHMEM\_INFO\_GET\_VERSION

Returns the major and minor version of the library implementation.

#### SYNOPSIS

##### C/C++:

```
void shmem_info_get_version(int *major, int *minor);
```

## DESCRIPTION

### Arguments

<b>OUT</b>	<i>major</i>	The major version of the OpenSHMEM Specification in use.
<b>OUT</b>	<i>minor</i>	The minor version of the OpenSHMEM Specification in use.

### API Description

This routine returns the major and minor version of the OpenSHMEM Specification in use. For a given library implementation, the major and minor version returned by these calls are consistent with the library constants *SHMEM\_MAJOR\_VERSION* and *SHMEM\_MINOR\_VERSION*.

### Return Values

None.

## 9.1.12 SHMEM\_INFO\_GET\_NAME

This routine returns the vendor defined name string that is consistent with the library constant *SHMEM\_VENDOR\_STRING*.

## SYNOPSIS

### C/C++:

```
void shmem_info_get_name(char *name);
```

## DESCRIPTION

### Arguments

<b>OUT</b>	<i>name</i>	The vendor defined string.
------------	-------------	----------------------------

### API Description

This routine returns the vendor defined name string of size defined by the library constant *SHMEM\_MAX\_NAME\_LEN*. The program calling this function provides the *name* memory buffer of at least size *SHMEM\_MAX\_NAME\_LEN*. The implementation copies the vendor defined string of size at most *SHMEM\_MAX\_NAME\_LEN* to *name*. In C/C++, the string is terminated by a null character. If the *name* memory buffer is provided with size less than *SHMEM\_MAX\_NAME\_LEN*, behavior is undefined. For a given library implementation, the vendor string returned is consistent with the library constant *SHMEM\_VENDOR\_STRING*.

### Return Values

None.

### 9.1.13 START\_PES

Called at the beginning of an OpenSHMEM program to initialize the execution environment. This routine is deprecated and is provided for backwards compatibility. Implementations must include it, and the routine should function properly and may notify the user about deprecation of its use.

#### SYNOPSIS

— deprecation start —

C/C++:

```
void start_pes(int npes);
```

— deprecation end —

#### DESCRIPTION

##### Arguments

<b>npes</b>	<i>Unused</i>	Should be set to 0.
-------------	---------------	---------------------

##### API Description

The *start\_pes* routine initializes the OpenSHMEM execution environment. An OpenSHMEM program must call *start\_pes*, *shmem\_init*, or *shmem\_init\_thread* before calling any other OpenSHMEM routine. Unlike *shmem\_init* and *shmem\_init\_thread*, *start\_pes* does not require a call to *shmem\_finalize*. Instead, the OpenSHMEM library is implicitly finalized when the program exits. Implicit finalization is collective and includes a global synchronization to ensure that all pending communication is completed before resources are released.

##### Return Values

None.

##### Notes

If any other OpenSHMEM call occurs before *start\_pes*, the behavior is undefined. Although it is recommended to set *npes* to 0 for *start\_pes*, this is not mandated. The value is ignored. Calling *start\_pes* more than once has no subsequent effect.

As of OpenSHMEM 1.2 the use of *start\_pes* has been deprecated. Although OpenSHMEM libraries are required to support the call, users are encouraged to use *shmem\_init* or *shmem\_init\_thread* instead.

## 9.2 Thread Support

This section specifies the interaction between the OpenSHMEM interfaces and user threads. It also describes the routines that can be used for initializing and querying the thread environment. There are four levels of threading defined by the OpenSHMEM specification.

### **SHMEM\_THREAD\_SINGLE**

The OpenSHMEM program must not be multithreaded.

### **SHMEM\_THREAD\_FUNNELED**

The OpenSHMEM program may be multithreaded. However, the program must ensure that only the main thread invokes the OpenSHMEM interfaces. The main thread is the thread that invokes either *shmem\_init* or *shmem\_init\_thread*.

***SHMEM\_THREAD\_SERIALIZED***

The OpenSHMEM program may be multithreaded. However, the program must ensure that the OpenSHMEM interfaces are not invoked concurrently by multiple threads.

***SHMEM\_THREAD\_MULTIPLE***

The OpenSHMEM program may be multithreaded and any thread may invoke the OpenSHMEM interfaces.

The thread level constants must have increasing integer values; i.e., *SHMEM\_THREAD\_SINGLE* < *SHMEM\_THREAD\_FUNNELED* < *SHMEM\_THREAD\_SERIALIZED* < *SHMEM\_THREAD\_MULTIPLE*. The following semantics apply to the usage of these models:

1. In the *SHMEM\_THREAD\_FUNNELED*, *SHMEM\_THREAD\_SERIALIZED*, and *SHMEM\_THREAD\_MULTIPLE* thread levels, the *shmem\_init\_thread* and *shmem\_finalize* calls must be invoked by the same thread.
2. Any OpenSHMEM operation initiated by a thread is considered an action of the PE as a whole. The symmetric heap and symmetric variables scope are not impacted by multiple threads invoking the OpenSHMEM interfaces. Each PE has a single symmetric data segment and symmetric heap that is shared by all threads within that PE. For example, a thread invoking a memory allocation routine such as *shmem\_malloc* allocates memory that is accessible by all threads of the PE. The requirement that the same symmetric heap operations must be executed by all PEs in the same order also applies in a threaded environment. Similarly, the completion of collective operations is not impacted by multiple threads. For example, *shmem\_barrier\_all* is completed when all PEs enter and exit the *shmem\_barrier\_all* call, even though only one thread in the PE is participating in the collective call.
3. Blocking OpenSHMEM calls will only block the calling thread, allowing other threads, if available, to continue executing. The calling thread will be blocked until the event on which it is waiting occurs. Once the blocking call is completed, the thread is ready to continue execution. A blocked thread will not prevent progress of other threads on the same PE and will not prevent them from executing other OpenSHMEM calls when the thread level permits. In addition, a blocked thread will not prevent the progress of OpenSHMEM calls performed on other PEs.
4. In the *SHMEM\_THREAD\_MULTIPLE* thread level, all OpenSHMEM calls are thread-safe. That is, any two concurrently running threads may make OpenSHMEM calls.
5. In the *SHMEM\_THREAD\_SERIALIZED* and *SHMEM\_THREAD\_MULTIPLE* thread levels, if multiple threads call collective routines, including the symmetric heap management routines, it is the programmer's responsibility to ensure the correct ordering of collective calls.

**9.2.1 SHMEM\_INIT\_THREAD**

Initializes the OpenSHMEM library, similar to *shmem\_init*, and performs any initialization required for supporting the provided thread level.

**SYNOPSIS**

**C/C++:**

```
int shmem_init_thread(int requested, int *provided);
```

**DESCRIPTION****Arguments**

<b>IN</b>	<i>requested</i>	The thread level support requested by the user.
<b>OUT</b>	<i>provided</i>	The thread level support provided by the OpenSHMEM implementation.

**API Description**

*shmem\_init\_thread* initializes the OpenSHMEM library in the same way as *shmem\_init*. In addition, *shmem\_init\_thread* also performs the initialization required for supporting the provided thread level. The argument *requested* is used to specify the desired level of thread support. The argument *provided* returns the support level provided by the library. The allowed values for *provided* and *requested* are *SHMEM\_THREAD\_SINGLE*, *SHMEM\_THREAD\_FUNNELED*, *SHMEM\_THREAD\_SERIALIZED*, and *SHMEM\_THREAD\_MULTIPLE*.

The *shmem\_init* and *shmem\_init\_thread* initialization routines may be called multiple times within an OpenSHMEM program. A corresponding call to *shmem\_finalize* must be made for each call to an OpenSHMEM initialization routine. The OpenSHMEM library must not be finalized until after the last call to *shmem\_finalize* and may be re-initialized with a subsequent call to an initialization routine.

If the call to *shmem\_init\_thread* is unsuccessful in allocating and initializing resources for the OpenSHMEM library, then the behavior of any subsequent call to the OpenSHMEM library is undefined.

**Return Values**

*shmem\_init\_thread* returns 0 upon success; otherwise, it returns a nonzero value.

**Notes**

The OpenSHMEM library can be initialized either by *shmem\_init* or *shmem\_init\_thread*. If the OpenSHMEM library is initialized by *shmem\_init*, the library implementation can choose to support any one of the defined thread levels.

The OpenSHMEM library may not be able to change the level of threading support provided after the first initialization call has been made.

**9.2.2 SHMEM\_QUERY\_THREAD**

Returns the level of thread support provided by the library.

**SYNOPSIS**

**C/C++:**

```
void shmem_query_thread(int *provided);
```

**DESCRIPTION****Arguments**

**OUT**

*provided*

The thread level support provided by the OpenSHMEM implementation.

**API Description**

The *shmem\_query\_thread* call returns the level of thread support currently being provided. The value returned will be same as was returned in *provided* by a call to *shmem\_init\_thread*, if the OpenSHMEM library was initialized by *shmem\_init\_thread*. If the library was initialized by *shmem\_init*, the implementation can choose to provide any one of the defined thread levels, and *shmem\_query\_thread* returns this thread level.

This function may be called at any time, regardless of the thread safety level of the OpenSHMEM library.

**Return Values**

None.

### 9.3 Memory Management Routines

OpenSHMEM provides a set of APIs for managing the symmetric heap. The APIs allow one to dynamically allocate, deallocate, reallocate, and align symmetric data objects in the symmetric heap.

The symmetric memory allocation routines differ from the private heap allocation routines in that they must be called by all PEs in the world team. When specified, each of these routines includes at least one call to a procedure that is semantically equivalent to *shmem\_barrier\_all*. This ensures that all PEs participate in the memory management, and that the memory on other PEs can be used as soon as the local PE returns. The implicit barriers performed by these routines quiet the default context. It is the user's responsibility to ensure that no communication operations involving the given memory block are pending on other contexts prior to calling the *shmem\_free* and *shmem\_realloc* routines.

The total size of the symmetric heap is determined at job startup. One can specify the size of the heap using the *SHMEM\_SYMMETRIC\_SIZE* environment variable (where available).

— deprecation start —

As of OpenSHMEM 1.2 the use of *shmalloc*, *shmalign*, *shfree*, and *shrealloc* has been deprecated. Although OpenSHMEM libraries are required to support the calls, users are encouraged to use *shmem\_malloc*, *shmem\_align*, *shmem\_free*, and *shmem\_realloc* instead. The behavior and signature of the routines remains unchanged from the deprecated versions.

— deprecation end —

#### Note to Implementers

The symmetric heap allocation routines always return the symmetric addresses of corresponding symmetric objects across all PEs. The OpenSHMEM specification does not require that the virtual addresses are equal across all PEs. Nevertheless, the implementation must avoid costly address translation operations in the communication path, including  $O(N)$  memory translation tables, where  $N$  is the number of PEs. In order to avoid address translations, the implementation may re-map the allocated block of memory based on agreed virtual address. Additionally, some operating systems provide an option to disable virtual address randomization, which enables predictable allocation of virtual memory addresses.

#### 9.3.1 SHMEM\_MALLOC

Collectively allocate symmetric memory.

#### SYNOPSIS

**C/C++:**

```
void *shmem_malloc(size_t size);
```

#### DESCRIPTION

##### Arguments

<b>IN</b>	<i>size</i>	The size, in bytes, of a block to be allocated from the symmetric heap.
-----------	-------------	---

##### API Description

The *shmem\_malloc* routine is a collective operation on the world team and returns the symmetric address of a block of at least *size* bytes, which shall be suitably aligned so that it may be assigned to a pointer to any type of object. This space is allocated from the symmetric heap (in contrast to *malloc*, which allocates from the private heap). When *size* is zero, the *shmem\_malloc* routine performs no action and returns a null pointer; otherwise, *shmem\_malloc* calls a procedure that is semantically equivalent to *shmem\_barrier\_all* on exit. This ensures that all PEs participate in the memory allocation, and that the memory on other PEs can be used as soon as the local PE returns. The value of the *size* argument must be identical on all PEs; otherwise, the behavior is undefined.



**Return Values**

The *shmem\_malloc* routine returns the symmetric address of the allocated space; otherwise, it returns a null pointer.

**9.3.2 SHMEM\_FREE**

Collectively deallocate symmetric memory.

**SYNOPSIS****C/C++:**

```
void shmem_free(void *ptr);
```

**DESCRIPTION****Arguments**

<b>IN</b>	<i>ptr</i>	Symmetric address of an object in the symmetric heap.
-----------	------------	---

**API Description**

The *shmem\_free* routine is a collective operation on the world team that causes the block to which *ptr* points to be deallocated, that is, made available for further allocation. If *ptr* is a null pointer, no action is performed; otherwise, *shmem\_free* calls a barrier on entry. It is the user's responsibility to ensure that no communication operations involving the given memory block are pending on other communication contexts prior to calling *shmem\_free*.

The value of the *ptr* argument must be identical on all PEs; otherwise, the behavior is undefined.

**Return Values**

None.

**9.3.3 SHMEM\_REALLOC**

Collectively resize an allocation of symmetric memory.

**SYNOPSIS****C/C++:**

```
void *shmem_realloc(void *ptr, size_t size);
```

**DESCRIPTION****Arguments**

<b>IN</b>	<i>ptr</i>	Symmetric address of an object in the symmetric heap.
<b>IN</b>	<i>size</i>	The size, in bytes, of a block to be allocated from the symmetric heap.

**API Description**

The *shmem\_realloc* routine is a collective operation on the world team that changes the size of the block to which *ptr* points to the size (in bytes) specified by *size*. The contents of the block are unchanged up to the lesser of the new and old sizes.

The *shmem\_realloc* routine preserves allocation hints (e.g., if *ptr* was allocated by *shmem\_malloc\_with\_hints*). If the new size is larger, the newly allocated portion of the block is uninitialized. If *ptr* is a null pointer, the *shmem\_realloc* routine behaves like the *shmem\_malloc* routine for the specified size. If *size* is 0 and *ptr* is not a null pointer, the block to which it points is freed as if with *shmem\_free*. If the space cannot be allocated or if hints cannot be preserved, the block to which *ptr* points is unchanged and a null pointer is returned.

*shmem\_realloc* may call barriers on both entry and exit, depending on whether an existing allocation is modified and whether new memory is allocated, respectively. It is the user's responsibility to ensure that no communication operations involving the given memory block are pending on other communication contexts prior to calling *shmem\_realloc*.

The value of the *ptr* and *size* arguments must be identical on all PEs; otherwise, the behavior is undefined.

**Return Values**

The *shmem\_realloc* routine returns the symmetric address of the allocated space (which may have moved); otherwise, all PEs return a null pointer.

**Notes**

When the *ptr* argument in a call to *shmem\_realloc* corresponds to a buffer allocated using *shmem\_align*, the buffer returned by *shmem\_realloc* is not guaranteed to maintain the alignment requested in the original call to *shmem\_align*.

**9.3.4 SHMEM\_ALIGN**

Collectively allocate symmetric memory with a specified alignment.

**SYNOPSIS****C/C++:**

```
void *shmem_align(size_t alignment, size_t size);
```

**DESCRIPTION****Arguments**

<b>IN</b>	<i>alignment</i>	Byte alignment of the block allocated from the symmetric heap.
<b>IN</b>	<i>size</i>	The size, in bytes, of a block to be allocated from the symmetric heap.

**API Description**

The *shmem\_align* routine is a collective operation on the world team that allocates a block in the symmetric heap that has a byte alignment specified by the *alignment* argument. The value of *alignment* shall be a multiple of *sizeof(void \*)* that is also a power of two; otherwise, the behavior is undefined. When *size* is zero, the *shmem\_align* routine performs no action and returns a null pointer; otherwise, *shmem\_align* calls a barrier on exit.

The value of the *alignment* and *size* arguments must be identical on all PEs; otherwise, the behavior is undefined.

**Return Values**

The *shmem\_align* routine returns an aligned symmetric address whose value is a multiple of *alignment*; otherwise, it returns a null pointer.

**9.3.5 SHMEM\_MALLOC\_WITH\_HINTS**

Collective memory allocation routine with support for providing hints.

**SYNOPSIS****C/C++:**

```
void *shmem_malloc_with_hints(size_t size, long hints);
```

**DESCRIPTION****Arguments**

<b>IN</b>	<i>size</i>	The size, in bytes, of a block to be allocated from the symmetric heap. This argument is of type <i>size_t</i>
<b>IN</b>	<i>hints</i>	A bit array of hints provided by the user to the implementation

**API Description**

The *shmem\_malloc\_with\_hints* routine, like *shmem\_malloc*, is a collective operation on the world team that returns a pointer to a block of at least *size* bytes, which shall be suitably aligned so that it may be assigned to a pointer to any type of object. This space is allocated from the symmetric heap (similar to *shmem\_malloc*). When the *size* is zero, the *shmem\_malloc\_with\_hints* routine performs no action and returns a null pointer.

In addition to the *size* argument, the *hints* argument is provided by the user. The *hints* describes the expected manner in which the OpenSHMEM program may use the allocated memory. The valid usage of hints are described in Table 4. Multiple hints may be requested by combining them with a bitwise *OR* operation. A zero option can be given if no options are requested.

The information provided by the *hints* is used to optimize for performance by the implementation. If the implementation cannot optimize, the behavior is same as *shmem\_malloc*. If more than one hint is provided, the implementation will make the best effort to use one or more hints to optimize performance.

The *shmem\_malloc\_with\_hints* routine is provided so that multiple PEs in a program can allocate symmetric, remotely accessible memory blocks. When no action is performed, these routines return without performing a barrier. Otherwise, the routine will call a procedure that is semantically equivalent to *shmem\_barrier\_all* on exit, similar to the behavior of *shmem\_malloc*. The user is responsible for calling this routine with identical argument(s) on all PEs; if differing *size*, or *hints* arguments are used, the behavior of the call is undefined.

**Return Values**

The *shmem\_malloc\_with\_hints* routine returns a pointer to the allocated space; otherwise, it returns a null pointer.

Hints	Usage hint
0	Behavior same as <i>shmem_malloc</i>

Hints	Usage hint
C/C++: <i>SHMEM_MALLOC_ATOMICS_REMOTE</i>	Memory used for <i>atomic</i> operations
C/C++: <i>SHMEM_MALLOC_SIGNAL_REMOTE</i>	Memory used for <i>signal</i> operations

Table 4: Memory usage hints

**Notes**

OpenSHMEM programs should allocate memory with *SHMEM\_MALLOC\_ATOMICS\_REMOTE* when the majority of operations performed on this memory are atomic operations, and origin and target PEs of the atomic operations do not share a memory domain. That is, symmetric objects on the target PE are not accessible using load/store operations from the origin PE or vice versa.

**9.3.6 SHMEM\_CALLOC**

Collectively allocate a zeroed block of symmetric memory.

**SYNOPSIS****C/C++:**

```
void *shmem_malloc(size_t count, size_t size);
```

**DESCRIPTION****Arguments**

<b>IN</b>	<i>count</i>	The number of elements to allocate.
<b>IN</b>	<i>size</i>	The size in bytes of each element to allocate.

**API Description**

The *shmem\_malloc* routine is a collective operation on the world team that allocates a region of remotely-accessible memory for an array of *count* objects of *size* bytes each and returns a pointer to the lowest byte address of the allocated symmetric memory. The space is initialized to all bits zero.

If the allocation succeeds, the pointer returned shall be suitably aligned so that it may be assigned to a pointer to any type of object. If the allocation does not succeed, or either *count* or *size* is 0, the return value is a null pointer.

The values for *count* and *size* shall each be equal across all PEs calling *shmem\_malloc*; otherwise, the behavior is undefined.

When *count* or *size* is 0, the *shmem\_malloc* routine returns without performing a barrier. Otherwise, this routine calls a procedure that is semantically equivalent to *shmem\_barrier\_all* on exit.

**Return Values**

The *shmem\_malloc* routine returns a pointer to the lowest byte address of the allocated space; otherwise, it returns a null pointer.

## 9.4 Team Management Routines

The PEs in an OpenSHMEM program communicate using either point-to-point routines—such as RMA and AMO routines—that specify the PE number of the target PE, or collective routines that operate over a set of PEs. OpenSHMEM teams allow programs to group a set of PEs for communication. Team-based collective operations include all PEs in a valid team. Point-to-point communication can make use of team-relative PE numbering through team-based contexts (see Section 9.5) or PE number translation.

### Predefined and Application-Defined Teams

An OpenSHMEM team may be predefined (i.e., provided by the OpenSHMEM library) or defined by the OpenSHMEM application. An application-defined team is created by “splitting” a parent team into one or more new teams—each with some subset of PEs of the parent team—via one of the *shmem\_team\_split\_\** routines.

All predefined teams are valid for the duration of the OpenSHMEM portion of an application. Any team successfully created by a *shmem\_team\_split\_\** routine is valid until it is destroyed. All valid teams have at least one member.

### Team Handles

A *team handle* is an opaque object with type *shmem\_team\_t* that is used to reference a team. Team handles are not remotely accessible objects. The predefined teams may be accessed via the team handles listed in Section 7.

OpenSHMEM communication routines that do not accept a team handle argument operate on the world team, which may be accessed through the *SHMEM\_TEAM\_WORLD* handle. The world team encompasses the set of all PEs in the OpenSHMEM program, and a given PE’s number in the world team is equal to the value returned by *shmem\_my\_pe*.

A team handle may be initialized to or assigned the value *SHMEM\_TEAM\_INVALID* to indicate that handle does not reference a valid team. When managed in this way, applications can use an equality comparison to test whether a given team handle references a valid team.

### Thread Safety

When it is allowed by the threading model provided by the OpenSHMEM library, a team may be used concurrently in non-collective operations (e.g., *shmem\_team\_my\_pe*) by multiple threads within the PE where it was created. A team may not be used concurrently by multiple threads in the same PE for collective operations. However, multiple collective operations on different teams may be performed in parallel.

### Collective Ordering

In OpenSHMEM, a team object encapsulates resources used to communicate between PEs in collective operations. When calling multiple subsequent collective operations on a team, the collective operations—along with any relevant team based resources—are matched across the PEs in the team based on ordering of collective routine calls. It is the responsibility of the user to ensure that team-based collectives occur in the same program order across all PEs in a team.

For a full discussion of collective semantics, see Section 9.10.

### Team Creation

Team creation is a collective operation on the parent team object. New teams result from a *shmem\_team\_split\_\** routine, which takes a parent team and other arguments and produces new teams that contain a subset of the PEs that are members of the parent team. All PEs in a parent team must participate in a split operation to create new teams. If a PE from the parent team is not a member of any resulting new teams, it will receive a value of *SHMEM\_TEAM\_INVALID* as the value for the new team handle.

Teams that are created by a *shmem\_team\_split\_\** routine may be provided a configuration argument that specifies attributes of each new team. This configuration argument is of type *shmem\_team\_config\_t*, which is detailed further in Section 9.4.3.

PEs in a newly created team are consecutively numbered starting with PE number 0. PEs are ordered by their PE number in the parent team. Team-relative PE numbers can be used for point-to-point operations through team-based contexts (see Section 9.5) or using the translation routine *shmem\_team\_translate\_pe*.

Split operations are collective and are subject to the constraints on team-based collectives specified in Section 9.10. In particular, in multithreaded executions, threads at a given PE must not perform simultaneous split operations on the same parent team. Team creation operations are matched across participating PEs based on the order in which they are performed. Thus, team creation events must also occur in the same order on all PEs in the parent team.

Upon completion of a team creation operation, the parent and any resulting child teams will be immediately usable for any team-based operations, including creating new child teams, without any intervening synchronization.

#### 9.4.1 SHMEM\_TEAM\_MY\_PE

Returns the number of the calling PE within a specified team.

##### SYNOPSIS

**C/C++:**

```
int shmem_team_my_pe(shmem_team_t team);
```

##### DESCRIPTION

###### Arguments

<b>IN</b>	<i>team</i>	An OpenSHMEM team handle.
-----------	-------------	---------------------------

###### API Description

When *team* specifies a valid team, the *shmem\_team\_my\_pe* routine returns the number of the calling PE within the specified team. The number is an integer between 0 and  $N - 1$  for a team containing  $N$  PEs. Each member of the team has a unique number.

If *team* compares equal to *SHMEM\_TEAM\_INVALID*, then the value *-1* is returned. If *team* is otherwise invalid, the behavior is undefined.

###### Return Values

The number of the calling PE within the specified team, or the value *-1* if the team handle compares equal to *SHMEM\_TEAM\_INVALID*.

###### Notes

For the world team, this routine will return the same value as *shmem\_my\_pe*.

#### 9.4.2 SHMEM\_TEAM\_N\_PES

Returns the number of PEs in a specified team.

##### SYNOPSIS

**C/C++:**

```
int shmem_team_n_pes(shmem_team_t team);
```

**DESCRIPTION****Arguments**

<b>IN</b>	<i>team</i>	An OpenSHMEM team handle.
-----------	-------------	---------------------------

**API Description**

When *team* specifies a valid team, the *shmem\_team\_n\_pes* routine returns the number of PEs in the team. This will always be a value between 1 and *N*, where *N* is the total number of PEs running in the OpenSHMEM program.

If *team* compares equal to *SHMEM\_TEAM\_INVALID*, then the value *-1* is returned. If *team* is otherwise invalid, the behavior is undefined.

**Return Values**

The number of PEs in the specified team, or the value *-1* if the team handle compares equal to *SHMEM\_TEAM\_INVALID*.

**Notes**

For the world team, this routine will return the same value as *shmem\_n\_pes*.

**9.4.3 SHMEM\_TEAM\_CONFIG\_T**

A structure type representing team configuration arguments

**SYNOPSIS**

**C/C++:**

```
typedef struct {
    int num_contexts;
} shmem_team_config_t;
```

**DESCRIPTION****Arguments**

None.

**API Description**

A team configuration object is provided as an argument to *shmem\_team\_split\_\** routines. It specifies the requested capabilities of the team to be created.

The *num\_contexts* member specifies the total number of simultaneously existing contexts that the program requests to create from this team. These contexts may be created in any number of threads. Successful creation of a team configured with *num\_contexts* of *N* means that the implementation will make a best effort to reserve enough resources to support *N* contexts created from the team in existence at any given time. It is not a guarantee that *N* calls to *shmem\_team\_create\_ctx* will succeed. See Section 9.5 for more on communication contexts and Section 9.5.2 for team-based context creation.

When passing a configuration structure to a team creation routine, the mask parameter specifies which fields the application requests to associate with the new team. Any configuration parameter value that is not indicated in the mask will be ignored, and the default value will be used instead. Therefore, a program must set only the fields for which it does not want the default value.

A configuration mask is created through a bitwise OR operation of the following library constants. A configuration mask value of 0 indicates that the team should be created with the default values for all configuration parameters.

*SHMEM\_TEAM\_NUM\_CONTEXTS* The team should be created using the value of the *num\_contexts* member of the configuration parameter *config* as a requirement.

The default values for configuration parameters are:

*num\_contexts* = 0 By default, no contexts can be created on a new team

#### 9.4.4 SHMEM\_TEAM\_GET\_CONFIG

Return the configuration parameters of a given team

##### SYNOPSIS

C/C++:

```
int shmem_team_get_config(shmem_team_t team, long config_mask, shmem_team_config_t *config);
```

##### DESCRIPTION

###### Arguments

<b>IN</b>	<i>team</i>	An OpenSHMEM team handle.
<b>IN</b>	<i>config_mask</i>	The bitwise mask representing the set of configuration parameters to fetch from the given team.
<b>OUT</b>	<i>config</i>	A pointer to the configuration parameters for the given team.

###### API Description

*shmem\_team\_get\_config* returns through the *config* argument the configuration parameters as described by the mask, which were assigned according to input configuration parameters when the team was created. The output *config* argument indicates the OpenSHMEM library's parameter values at the time *shmem\_team\_get\_config* is called. These values may differ from the parameter values that were assigned at the time of the team's creation.

If *team* compares equal to *SHMEM\_TEAM\_INVALID*, then no operation is performed. If *team* is otherwise invalid, the behavior is undefined. If *config\_mask* is 0, then *shmem\_team\_get\_config* performs no action and *config* may or may not be a null pointer. If *config* is a null pointer, then *config\_mask* must be 0, otherwise the behavior is undefined.

###### Return Values

If *team* does not compare equal to *SHMEM\_TEAM\_INVALID*, then *shmem\_team\_get\_config* returns 0; otherwise, it returns nonzero.

#### 9.4.5 SHMEM\_TEAM\_TRANSLATE\_PE

Translate a given PE number from one team to the corresponding PE number in another team.

##### SYNOPSIS

C/C++:

```
int shmem_team_translate_pe(shmem_team_t src_team, int src_pe, shmem_team_t dest_team);
```



**DESCRIPTION****Arguments**

<b>IN</b>	<i>src_team</i>	An OpenSHMEM team handle.
<b>IN</b>	<i>src_pe</i>	A PE number in <i>src_team</i> .
<b>IN</b>	<i>dest_team</i>	An OpenSHMEM team handle.

**API Description**

The *shmem\_team\_translate\_pe* routine will translate a given PE number in one team into the corresponding PE number in another team. Specifically, given the *src\_pe* in *src\_team*, this routine returns that PE's number in *dest\_team*. If *src\_pe* is not a member of both *src\_team* and *dest\_team*, a value of *-1* is returned. If at least one of *src\_team* and *dest\_team* compares equal to *SHMEM\_TEAM\_INVALID*, then *-1* is returned. If either of the *src\_team* or *dest\_team* handles are otherwise invalid, the behavior is undefined.

**Return Values**

The specified PE's number in the *dest\_team*, or a value of *-1* if any team handle arguments are invalid or the *src\_pe* is not in both the source and destination teams.

**Notes**

If *SHMEM\_TEAM\_WORLD* is provided as the *dest\_team* parameter, this routine acts as a global PE number translator and will return the corresponding *SHMEM\_TEAM\_WORLD* number.

**EXAMPLES**

**Example 10.** The following example demonstrates the use of the team PE number translation routine. The program makes a new team of all of the even number PEs in the world team. Then, all PEs in the new team acquire their PE number in the new team and translate it to the PE number in the world team.

```
#include <shmem.h>
#include <stddef.h>

int main(void) {
    shmem_init();
    shmem_team_config_t *config = NULL;
    int mype = shmem_my_pe();
    int npes = shmem_n_pes();

    shmem_team_t new_team;
    shmem_team_split_strided(SHMEM_TEAM_WORLD, 0, 2, (npes + 1) / 2, config, 0,
        &new_team);

    if (new_team != SHMEM_TEAM_INVALID) {
        int team_mype = shmem_team_my_pe(new_team);
        int global_mype = shmem_team_translate_pe(new_team, team_mype, SHMEM_TEAM_WORLD);

        if (global_mype != mype) {
            shmem_global_exit(1);
        }
    }

    shmem_finalize();
    return 0;
}
```

### 9.4.6 SHMEM\_TEAM\_SPLIT\_STRIDED

Create a new OpenSHMEM team from a subset of the existing parent team PEs, where the subset is defined by the PE triplet (*start*, *stride*, and *size*) supplied to the routine.

#### SYNOPSIS

##### C/C++:

```
int shmem_team_split_strided(shmem_team_t parent_team, int start, int stride, int size,
    const shmem_team_config_t *config, long config_mask, shmem_team_t *new_team);
```

#### DESCRIPTION

##### Arguments

IN	<i>parent_team</i>	An OpenSHMEM team.
IN	<i>start</i>	The first PE number of the subset of PEs from the parent team that will form the new team. If the stride is less than zero, the first PE number is the highest PE of the parent team; if it is greater than zero, it is the lowest; if the stride is zero, it is the starting PE.
IN	<i>stride</i>	The stride between team PE numbers in the parent team that comprise the subset of PEs that will form the new team.
IN	<i>size</i>	The number of PEs from the parent team in the subset of PEs that will form the new team. <i>size</i> must be a positive integer.
IN	<i>config</i>	A pointer to the configuration parameters for the new team.
IN	<i>config_mask</i>	The bitwise mask representing the set of configuration parameters to use from <i>config</i> .
OUT	<i>new_team</i>	An OpenSHMEM team handle. Upon successful creation, it references an OpenSHMEM team that contains the subset of all PEs in the parent team specified by the PE triplet provided.

##### API Description

The *shmem\_team\_split\_strided* routine is a collective routine. It creates a new OpenSHMEM team from an existing parent team, where the PE subset of the resulting team is defined by the triplet of arguments (*start*, *stride*, *size*). A valid triplet is one such that:

$$start + stride \cdot i \in \mathbb{Z}_{N-1} \quad \forall i \in \mathbb{Z}_{size-1}$$

where  $\mathbb{Z}$  is the set of natural numbers (0, 1, ...),  $N$  is the number of PEs in the parent team, *size* is a positive number indicating the number of PEs in the new team, and *stride* is an integer. The index  $i$  specifies the number of the given PE in the new team. When *stride* is greater than zero, PEs in the new team remain in the same relative order as in the parent team. When *stride* is less than zero, PEs in the new team are in *reverse* relative order with respect to the parent team. If a *stride* value equal to 0 is passed to *shmem\_team\_split\_strided*, then the *size* argument passed must be 1, or the behavior is undefined. If the triplet provided to *shmem\_team\_split\_strided* implies a wrap-around sequence, the input is considered invalid and the behavior is undefined. In other words, when *stride* is nonzero, a newly created team must only include PEs whose subsequent parent PE values are either all increasing (for positive *stride*) or all decreasing (for negative *stride*). That is, *wrap-around* with respect to the parent team's PE values is not permitted. For example, the list of PEs in the parent team should not start at a high number and then continue to include PEs in the lower end of the parent team's PE range.

This routine must be called by all PEs in the parent team. All PEs must provide the same values for the PE triplet. On successful creation of the new team:

- The *new\_team* handle will reference a valid team for the subset of PEs in the parent team that are members of the new team.
- Those PEs in the parent team that are not members of the new team will have *new\_team* assigned to *SHMEM\_TEAM\_INVALID*.
- *shmem\_team\_split\_strided* will return zero to all PEs in the parent team.

If the new team cannot be created or an invalid PE triplet is provided, then *new\_team* will be assigned the value *SHMEM\_TEAM\_INVALID* and *shmem\_team\_split\_strided* will return a nonzero value on all PEs in the parent team.

The *config* argument specifies team configuration parameters, which are described in Section 9.4.3.

The *config\_mask* argument is a bitwise mask representing the set of configuration parameters to use from *config*. A *config\_mask* value of 0 indicates that the team should be created with the default values for all configuration parameters. See Section 9.4.3 for field mask names and default configuration parameters.

If *parent\_team* compares equal to *SHMEM\_TEAM\_INVALID*, then no new team will be created, *new\_team* will be assigned the value *SHMEM\_TEAM\_INVALID*, and *shmem\_team\_split\_strided* will return a nonzero value. If *parent\_team* is otherwise invalid, the behavior is undefined.

### Return Values

Zero on successful creation of *new\_team*; otherwise, nonzero.

### Notes

The *shmem\_team\_split\_strided* operation can take any integer value *stride* argument.

See the description of team handles and predefined teams in Section 9.4 for more information about team handle semantics and usage.

### EXAMPLES

**Example 11.** The following example demonstrates the use of strided split in a *C11* program. The program creates a new team of all even number PEs from the world team, then retrieves the PE number and team size on all PEs that are members of the new team.

```
#include <shmem.h>
#include <stdio.h>

int main(void) {
    shmem_team_t new_team;
    shmem_team_config_t *config;

    shmem_init();
    config = NULL;
    int mype = shmem_my_pe();
    int npes = shmem_n_pes();

    shmem_team_split_strided(SHMEM_TEAM_WORLD, 0, 2, npes / 2, config, 0, &new_team);

    if (new_team != SHMEM_TEAM_INVALID) {
        int team_npes = shmem_team_n_pes(new_team);
        int team_mype = shmem_team_my_pe(new_team);

        if ((mype % 2 != 0) || (mype / 2 != team_mype) || (npes / 2 != team_npes)) {
            shmem_global_exit(1);
        }
    }

    shmem_finalize();
    return 0;
}
```

### 9.4.7 SHMEM\_TEAM\_SPLIT\_2D

Create two new teams by splitting an existing parent team into two subsets based on a 2D Cartesian space defined by the *xrange* argument and a *y* dimension that is derived from *xrange* and the parent team size.

#### SYNOPSIS

C/C++:

```
int shmem_team_split_2d(shmem_team_t parent_team, int xrange,
    const shmem_team_config_t *xaxis_config, long xaxis_mask, shmem_team_t *xaxis_team,
    const shmem_team_config_t *yaxis_config, long yaxis_mask, shmem_team_t *yaxis_team);
```

#### DESCRIPTION

##### Arguments

IN	<i>parent_team</i>	A valid OpenSHMEM team. Any predefined teams, such as <i>SHMEM_TEAM_WORLD</i> , may be used, or any team created by the user.
IN	<i>xrange</i>	A positive integer representing the number of elements in the first dimension.
IN	<i>xaxis_config</i>	A pointer to the configuration parameters for the new <i>x</i> -axis team.
IN	<i>xaxis_mask</i>	The bitwise mask representing the set of configuration parameters to use from <i>xaxis_config</i> .
OUT	<i>xaxis_team</i>	A new PE team handle representing a PE subset consisting of all the PEs that have the same coordinate along the <i>y</i> -axis as the calling PE.
IN	<i>yaxis_config</i>	A pointer to the configuration parameters for the new <i>y</i> -axis team.
IN	<i>yaxis_mask</i>	The bitwise mask representing the set of configuration parameters to use from <i>yaxis_config</i> .
OUT	<i>yaxis_team</i>	A new PE team handle representing a PE subset consisting of all the PEs that have the same coordinate along the <i>x</i> -axis as the calling PE.

##### API Description

The *shmem\_team\_split\_2d* routine is a collective operation. It returns two new teams to the calling PE by splitting an existing parent team into subsets based on a 2D Cartesian space. The user provides the size of the *x* dimension, which is then used to derive the size of the *y* dimension based on the size of the parent team. The size of the *y* dimension will be equal to  $\lceil N \div xrange \rceil$ , where *N* is the size of the parent team. In other words,  $xrange \times yrange \geq N$ , so that every PE in the parent team has a unique (*x*,*y*) location in the 2D Cartesian space. The resulting *xaxis\_team* and *yaxis\_team* correspond to the calling PE's row and column, respectively, in the 2D Cartesian space.

The mapping of PE number to coordinates is  $(x, y) = (pe \bmod xrange, \lfloor pe \div xrange \rfloor)$ , where *pe* is the PE number in the parent team. For example, if *xrange* = 3, then the first 3 PEs in the parent team will form the first *xteam*, the second three PEs in the parent team form the second *xteam*, and so on.

Thus, after the split operation, each of the new *xteams* will contain all PEs that have the same coordinate along the *y*-axis as the calling PE. Each of the new *yteams* will contain all PEs with the same coordinate along the *x*-axis as the calling PE.

The PEs are numbered in the new teams based on the coordinate of the PE along the given axis. As a result, the value returned by *shmem\_team\_my\_pe(xteam)* is the *x*-coordinate and the value returned by *shmem\_team\_my\_pe(yteam)* is the *y*-coordinate of the calling PE.

Any valid OpenSHMEM team can be used as the parent team. This routine must be called by all PEs in the parent team. The value of *xrange* must be positive and all PEs in the parent team must pass the same value for *xrange*. When *xrange* is greater than the size of the parent team, *shmem\_team\_split\_2d* behaves as though *xrange* were equal to the size of the parent team.

The *xaxis\_config* and *yaxis\_config* arguments specify team configuration parameters for the *x*- and *y*-axis teams, respectively. These parameters are described in Section 9.4.3. All PEs that will be in the same resultant team must specify the same configuration parameters. The PEs in the parent team *do not* have to all provide the same parameters for new teams.

The *xaxis\_mask* and *yaxis\_mask* arguments are a bitwise masks representing the set of configuration parameters to use from *xaxis\_config* and *yaxis\_config*, respectively. A mask value of 0 indicates that the team should be created with the default values for all configuration parameters. See Section 9.4.3 for field mask names and default configuration parameters.

If *parent\_team* compares equal to *SHMEM\_TEAM\_INVALID*, then no new teams will be created, both *xaxis\_team* and *yaxis\_team* will be assigned the value *SHMEM\_TEAM\_INVALID*, and *shmem\_team\_split\_2d* will return a nonzero value. If *parent\_team* is otherwise invalid, the behavior is undefined.

If any *xaxis\_team* or *yaxis\_team* on any PE in *parent\_team* cannot be created, then both team handles on all PEs in *parent\_team* will be assigned the value *SHMEM\_TEAM\_INVALID* and *shmem\_team\_split\_2d* will return a nonzero value.

### Return Values

Zero on successful creation of all *xaxis\_teams* and *yaxis\_teams*; otherwise, nonzero.

### Notes

Since the split may result in a 2D space with more points than there are members of the parent team, there may be a final, incomplete row of the 2D mapping of the parent team. This means that the resultant *yteams* may vary in size by up to 1 PE, and that there may be one resultant *xteam* of smaller size than all of the other *xteams*.

The following grid shows the 12 teams that would result from splitting a parent team of size 10 with *xrange* of 3. The numbers in the grid cells are the PE numbers in the parent team. The rows are the *xteams*. The columns are the *yteams*.

	yteam x=0	yteam x=1	yteam x=2
xteam, y=0	0	1	2
xteam, y=1	3	4	5
xteam, y=2	6	7	8
xteam, y=3	9		

It would be legal, for example, if PEs 0, 3, 6, 9 specified a different value for *yaxis\_config* than all of the other PEs, as long as the configuration parameters match for all PEs in each of the new teams.

See the description of team handles and predefined teams in Section 9.4 for more information about team handle semantics and usage.

### EXAMPLES

**Example 12.** The following example demonstrates the use of 2D Cartesian split in a C/C++ program. This example shows how multiple 2D splits can be used to generate a 3D Cartesian split.

```
#include <shmem.h>
#include <stdio.h>
#include <math.h>
```

```

/* Find x and y such that x * y == npes and abs(x - y) is minimized. */
static void find_xy_dims(int npes, int *x, int *y) {
    for(int divider = ceil(sqrt(npes)); divider >= 1; divider--)
        if (npes % divider == 0) {
            *x = divider;
            *y = npes / divider;
            return;
        }
}

/* Find x, y, and z such that x * y * z == npes and
 * abs(x - y) + abs(x - z) + abs(y - z) is minimized. */
static void find_xyz_dims(int npes, int *x, int *y, int *z) {
    *x = *y = *z = 1;
    for(int divider = ceil(cbrt(npes)); divider >= 1; divider--)
        if (npes % divider == 0) {
            *x = divider;
            find_xy_dims(npes / divider, y, z);
            return;
        }
}

int main(void) {
    int xdim, ydim, zdim;

    shmem_init();
    int mype = shmem_my_pe();
    int npes = shmem_n_pes();

    find_xyz_dims(npes, &xdim, &ydim, &zdim);

    if (shmem_my_pe() == 0) printf("xdim = %d, ydim = %d, zdim = %d\n", xdim, ydim, zdim);

    shmem_team_t xteam, yzteam, yteam, zteam;

    shmem_team_split_2d(SHMEM_TEAM_WORLD, xdim, NULL, 0, &xteam, NULL, 0, &yzteam);
    // yzteam is immediately ready to be used in collectives
    shmem_team_split_2d(yzteam, ydim, NULL, 0, &yteam, NULL, 0, &zteam);

    // We don't need the yzteam anymore
    shmem_team_destroy(yzteam);

    int my_x = shmem_team_my_pe(xteam);
    int my_y = shmem_team_my_pe(yteam);
    int my_z = shmem_team_my_pe(zteam);

    for (int zdx = 0; zdx < zdim; zdx++) {
        for (int ydx = 0; ydx < ydim; ydx++) {
            for (int xdx = 0; xdx < xdim; xdx++) {
                if ((my_x == xdx) && (my_y == ydx) && (my_z == zdx)) {
                    printf("(%d, %d, %d) is mype = %d\n", my_x, my_y, my_z, mype);
                }
                shmem_team_sync(SHMEM_TEAM_WORLD);
            }
        }
    }

    shmem_finalize();
    return 0;
}

```

The example above splits `SHMEM_TEAM_WORLD` into a 3D team with dimensions `xdim`, `ydim`, and `zdim`, where each dimension is calculated using the functions, `find_xy_dims` and `find_xyz_dims`. When running with 12 PEs, the dimensions are 3x2x2, respectively, and the first split of `SHMEM_TEAM_WORLD` results in 4 `xteams` and 3 `yzteams`:

		<i>yzteam</i>		
		<i>x</i> = 0	<i>x</i> = 1	<i>x</i> = 2
<i>xteam</i>	<i>yz</i> = 0	0	1	2
	<i>yz</i> = 1	3	4	5
	<i>yz</i> = 2	6	7	8
	<i>yz</i> = 3	9	10	11

The second split of *yzteam* for *x* = 0, *ydim* = 2 results in 2 *yteams* and 2 *zteams*:

		<i>zteam</i>	
		<i>y</i> = 0	<i>y</i> = 1
<i>yteam</i>	<i>z</i> = 0	0	3
	<i>z</i> = 1	6	9

The second split of *yzteam* for *x* = 1, *ydim* = 2 results in 2 *yteams* and 2 *zteams*:

		<i>zteam</i>	
		<i>y</i> = 0	<i>y</i> = 1
<i>yteam</i>	<i>z</i> = 0	1	4
	<i>z</i> = 1	7	10

The second split of *yzteam* for *x* = 2, *ydim* = 2 results in 2 *yteams* and 2 *zteams*:

		<i>zteam</i>	
		<i>y</i> = 0	<i>y</i> = 1
<i>yteam</i>	<i>z</i> = 0	2	5
	<i>z</i> = 1	8	11

The final number of teams for each dimension are:

- 4 *xteams*: these are teams where (*z*,*y*) is fixed and *x* varies.
- 6 *yteams*: these are teams where (*x*,*z*) is fixed and *y* varies.
- 6 *zteams*: these are teams where (*x*,*y*) is fixed and *z* varies.

The expected output with 12 PEs is:

```

xdim = 3, ydim = 2, zdim = 2
(0, 0, 0) is mype = 0
(1, 0, 0) is mype = 1
(2, 0, 0) is mype = 2
(0, 1, 0) is mype = 3
(1, 1, 0) is mype = 4
(2, 1, 0) is mype = 5
(0, 0, 1) is mype = 6
(1, 0, 1) is mype = 7
(2, 0, 1) is mype = 8
(0, 1, 1) is mype = 9
(1, 1, 1) is mype = 10
(2, 1, 1) is mype = 11
    
```

### 9.4.8 SHMEM\_TEAM\_DESTROY

Destroy an existing team.

#### SYNOPSIS

**C/C++:**

```
void shmem_team_destroy(shmem_team_t team);
```

**DESCRIPTION****Arguments**

<b>IN</b>	<i>team</i>	An OpenSHMEM team handle.
-----------	-------------	---------------------------

**API Description**

The *shmem\_team\_destroy* routine is a collective operation that destroys the team referenced by the team handle argument *team*. Upon return, the referenced team is invalid.

This routine destroys all shareable contexts created from the referenced team. The user is responsible for destroying all contexts created from this team with the *SHMEM\_CTX\_PRIVATE* option enabled prior to calling this routine; otherwise, the behavior is undefined.

If *team* compares equal to *SHMEM\_TEAM\_WORLD* or any other predefined team, the behavior is undefined.

If *team* compares equal to *SHMEM\_TEAM\_INVALID*, then no operation is performed. If *team* is otherwise invalid, the behavior is undefined.

**Return Values**

None.

**9.5 Communication Management Routines**

All OpenSHMEM RMA, AMO, and memory ordering routines must be performed on a valid communication context. The communication context defines an independent ordering and completion environment, allowing users to manage the overlap of communication with computation and also to manage communication operations performed by separate threads within a multithreaded PE. For example, in single-threaded environments, contexts may be used to pipeline communication and computation. In multithreaded environments, contexts may additionally provide thread isolation, eliminating overheads resulting from thread interference.

A specific communication context is referenced through a context handle, which is passed as an argument in the *shmem\_ctx\_\** and type-generic API routines. API routines that do not accept a context handle argument operate on the default context. The default context can be used explicitly through the *SHMEM\_CTX\_DEFAULT* handle. Context handles are of type *shmem\_ctx\_t* and may be used for language-level assignment and equality comparison.

The default context is valid for the duration of the OpenSHMEM portion of an application. Contexts created by a successful call to *shmem\_ctx\_create* remain valid until they are destroyed. A handle value that does not correspond to a valid context is considered to be invalid, and its use in RMA and AMO routines results in undefined behavior. A context handle may be initialized to or assigned the value *SHMEM\_CTX\_INVALID* to indicate that handle does not reference a valid communication context. When managed in this way, applications can use an equality comparison to test whether a given context handle references a valid context.

Every communication context is associated with a team. This association is established at context creation. Communication contexts created by *shmem\_ctx\_create* are associated with the world team, while contexts created by *shmem\_team\_create\_ctx* are associated with and created from a team specified at context creation. The default context is associated with the world team. A context's associated team specifies the set of PEs over which PE-specific routines that operate on a communication context, explicitly or implicitly, are performed. All point-to-point routines that operate on this context will do so with respect to the team-relative PE numbering of the associated team. If the PE number passed to such a routine is invalid, being negative or greater than or equal to the size of the OpenSHMEM team, then the behavior is undefined.

By default, contexts are *shareable* and, when it is allowed by the threading model provided by the OpenSHMEM library, they can be used concurrently by multiple threads within the PE where they were created. The following options can be supplied during context creation to restrict this usage model and enable performance optimizations.



When using a given context, the application must comply with the requirements of all options set on that context; otherwise, the behavior is undefined. No options are enabled on the default context.

<i>SHMEM_CTX_SERIALIZED</i>	The given context is shareable; however, it will not be used by multiple threads concurrently. When the <i>SHMEM_CTX_SERIALIZED</i> option is set, the user must ensure that operations involving the given context are serialized by the application.
<i>SHMEM_CTX_PRIVATE</i>	The given context will be used only by the thread that created it.
<i>SHMEM_CTX_NOSTORE</i>	Quiet and fence operations performed on the given context are not required to enforce completion and ordering of memory store operations performed by the application. When ordering of store operations is needed, the application must perform a synchronization operation on a context without the <i>SHMEM_CTX_NOSTORE</i> option enabled.

### 9.5.1 SHMEM\_CTX\_CREATE

Create a communication context.

#### SYNOPSIS

**C/C++:**

```
int shmем_ctx_create(long options, shmем_ctx_t *ctx);
```

#### DESCRIPTION

##### Arguments

<b>IN</b>	<i>options</i>	The set of options requested for the given context. Multiple options may be requested by combining them with a bitwise OR operation; otherwise, <i>0</i> can be given if no options are requested.
<b>OUT</b>	<i>ctx</i>	A handle to the newly created context.

##### API Description

The *shmем\_ctx\_create* routine creates a new communication context and returns its handle through the *ctx* argument. This context is created from the world team; however, the context creation operation is not collective. If the context was created successfully, a value of zero is returned and the context handle pointed to by *ctx* specifies a valid context; otherwise, a nonzero value is returned and *ctx* is set to *SHMEM\_CTX\_INVALID*. An unsuccessful context creation call is not treated as an error and the OpenSHMEM library remains in a correct state. The creation call can be reattempted with different options or after additional resources become available.

All OpenSHMEM routines that operate on this context will do so with respect to the associated PE team. That is, all point-to-point routines operating on this context will use team-relative PE numbering.

##### Return Values

Zero on success and nonzero otherwise.

## 9.5.2 SHMEM\_TEAM\_CREATE\_CTX

Create a communication context from a team.

### SYNOPSIS

**C/C++:**

```
int shmem_team_create_ctx(shmem_team_t team, long options, shmem_ctx_t *ctx);
```

### DESCRIPTION

#### Arguments

<b>IN</b>	<i>team</i>	A handle to the specified PE team.
<b>IN</b>	<i>options</i>	The set of options requested for the given context. Multiple options may be requested by combining them with a bitwise OR operation; otherwise, <i>0</i> can be given if no options are requested.
<b>OUT</b>	<i>ctx</i>	A handle to the newly created context.

#### API Description

The *shmem\_team\_create\_ctx* routine creates a new communication context and returns its handle through the *ctx* argument. This context is created from the team specified by the *team* argument; however, the context creation operation is not collective.

In addition to the team, the *shmem\_team\_create\_ctx* routine accepts the same arguments and provides all the same return conditions as the *shmem\_ctx\_create* routine.

The *shmem\_team\_create\_ctx* routine may be called any number of times to create multiple simultaneously existing contexts for the team. Programs should request the total number of simultaneous contexts to be created from the team during team creation. See Section 9.4.3 for more information on how to request contexts during team creation.

A call to *shmem\_team\_create\_ctx* on a team may fail, regardless of the configuration request for contexts, if the implementation is unable to create a context at the time when *shmem\_team\_create\_ctx* is called.

All explicitly created resources associated with a team must be destroyed before the *shmem\_team\_destroy* routine is called. If a context returned from *shmem\_team\_create\_ctx* is not explicitly destroyed before the team is destroyed, behavior is undefined.

All OpenSHMEM routines that operate on this context will do so with respect to the associated PE team. That is, all point-to-point routines operating on this context will use team-relative PE numbering.

If *team* compares equal to *SHMEM\_TEAM\_INVALID*, then a nonzero value is returned and *ctx* is set to *SHMEM\_CTX\_INVALID*. If *team* is otherwise invalid, the behavior is undefined.

#### Return Values

Zero on success and nonzero otherwise.

### EXAMPLES

**Example 13.** The following example demonstrates the use of contexts for multiple teams in a C/C++ program. This example shows contexts being used to communicate within a team using team PE numbers, and across teams using translated PE numbers.

```
#include <shmem.h>
#include <stdio.h>

int main(void)
```

```

{
    static int          sum = 0, val_2, val_3;
    shmем_team_t       team_2, team_3;
    shmем_ctx_t         ctx_2, ctx_3;
    shmем_team_config_t conf;

    shmем_init();

    int npes = shmем_n_pes();
    int mype = shmем_my_pe();
    conf.num_contexts = 1;
    long cmask = SHMEM_TEAM_NUM_CONTEXTS;

    /* Create team_2 with PEs numbered 0, 2, 4, ... */
    int ret = shmем_team_split_strided(SHMEM_TEAM_WORLD, 0, 2, (npes + 1) / 2, &conf,
        cmask, &team_2);

    if (ret != 0) {
        printf("%d: Error creating team team_2 (%d)\n", mype, ret);
        shmем_global_exit(ret);
    }

    /* Create team_3 with PEs numbered 0, 3, 6, ... */
    ret = shmем_team_split_strided(SHMEM_TEAM_WORLD, 0, 3, (npes + 2) / 3, &conf, cmask,
        &team_3);

    if (ret != 0) {
        printf("%d: Error creating team team_3 (%d)\n", mype, ret);
        shmем_global_exit(ret);
    }

    /* Create a context on team_2. */
    ret = shmем_team_create_ctx(team_2, 0, &ctx_2);

    if (ret != 0 && team_2 != SHMEM_TEAM_INVALID) {
        printf("%d: Error creating context ctx_2 (%d)\n", mype, ret);
        shmем_global_exit(ret);
    }

    /* Create a context on team_3. */
    ret = shmем_team_create_ctx(team_3, 0, &ctx_3);

    if (ret != 0 && team_3 != SHMEM_TEAM_INVALID) {
        printf("%d: Error creating context ctx_3 (%d)\n", mype, ret);
        shmем_global_exit(ret);
    }

    /* Within each team, put my PE number to my neighbor in a ring-based manner. */
    if (ctx_2 != SHMEM_CTX_INVALID) {
        int pe = shmем_team_my_pe(team_2);
        shmем_ctx_int_put(ctx_2, &val_2, &pe, 1, (pe + 1) % shmем_team_n_pes(team_2));
    }

    if (ctx_3 != SHMEM_CTX_INVALID) {
        int pe = shmем_team_my_pe(team_3);
        shmем_ctx_int_put(ctx_3, &val_3, &pe, 1, (pe + 1) % shmем_team_n_pes(team_3));
    }

    /* Quiet both contexts and synchronize all PEs to complete the data transfers. */
    shmем_ctx_quiet(ctx_2);
    shmем_ctx_quiet(ctx_3);
    shmем_team_sync(SHMEM_TEAM_WORLD);

    /* Sum the values among PEs that are in both team_2 and team_3 on PE 0 with ctx_2. */
    if (team_3 != SHMEM_TEAM_INVALID && team_2 != SHMEM_TEAM_INVALID)
        shmем_ctx_int_atomic_add(ctx_2, &sum, val_2 + val_3, 0);

    /* Quiet the context and synchronize PEs to complete the operation. */
}

```

```

shmem_ctx_quiet(ctx_2);
shmem_team_sync(SHMEM_TEAM_WORLD);

/* Validate the result. */
if (mype == 0) {
    int vsum = 0;
    for (int i = 0; i < npes; i++) {
        if (i % 2 == 0 && i % 3 == 0) {
            vsum += ((i - 2) < 0) ? shmem_team_n_pes(team_2) - 1 :
                shmem_team_translate_pe(SHMEM_TEAM_WORLD, i - 2, team_2);
            vsum += ((i - 3) < 0) ? shmem_team_n_pes(team_3) - 1 :
                shmem_team_translate_pe(SHMEM_TEAM_WORLD, i - 3, team_3);
        }
    }
    if (sum != vsum) {
        fprintf(stderr, "Unexpected result, npes = %d, vsum = %d, sum = %d\n",
            shmem_n_pes(), vsum, sum);
        shmem_global_exit(1);
    }
}

/* Destroy contexts before teams. */
shmem_ctx_destroy(ctx_2);
shmem_team_destroy(team_2);

shmem_ctx_destroy(ctx_3);
shmem_team_destroy(team_3);

shmem_finalize();
return 0;
}

```

### 9.5.3 SHMEM\_CTX\_DESTROY

Destroy a communication context.

#### SYNOPSIS

C/C++:

```
void shmem_ctx_destroy(shmem_ctx_t ctx);
```

#### DESCRIPTION

##### Arguments

<b>IN</b>	<i>ctx</i>	Handle to the context that will be destroyed.
-----------	------------	---

##### API Description

*shmem\_ctx\_destroy* destroys a context that was created by a call to *shmem\_ctx\_create* or *shmem\_team\_create\_ctx*. It is the user's responsibility to ensure that the context is not used after it has been destroyed, for example when the destroyed context is used by multiple threads. This function performs an implicit quiet operation on the given context before it is freed. If *ctx* has the value *SHMEM\_CTX\_INVALID*, no operation is performed.

##### Return Values

None.

**Notes**

Destroying a context makes it impossible for the user to complete communication operations that are pending on that context. This includes nonblocking communication operations, whose local buffers are only returned to the user after the operations have been completed. An implicit quiet is performed when freeing a context to avoid this ambiguity.

A context with the `SHMEM_CTX_PRIVATE` option enabled must be destroyed by the thread that created it.

**EXAMPLES**

**Example 14.** The following example demonstrates the use of contexts in a multithreaded *CII* program that uses OpenMP for threading. This example shows the shared counter load balancing method and illustrates the use of contexts for thread isolation.

```
#include <shmem.h>
#include <stdio.h>

long task_cntr = 0; /* Next task counter */
long tasks_done = 0; /* Tasks done by this PE */
long total_done = 0; /* Total tasks done by all PEs */

int main(void) {
    int tl, i;
    long ntasks = 1024; /* Total tasks per PE */

    shmem_init_thread(SHMEM_THREAD_MULTIPLE, &tl);
    if (tl != SHMEM_THREAD_MULTIPLE)
        shmem_global_exit(1);

    int mype = shmem_my_pe();
    int npes = shmem_n_pes();

#pragma omp parallel reduction(+ : tasks_done)
    {
        shmem_ctx_t ctx;
        int task_pe = mype, pes_done = 0;
        int ret = shmem_ctx_create(SHMEM_CTX_PRIVATE, &ctx);

        if (ret != 0) {
            printf("%d: Error creating context (%d)\n", mype, ret);
            shmem_global_exit(2);
        }

        /* Process tasks on all PEs, starting with the local PE. After
         * all tasks on a PE are completed, help the next PE. */
        while (pes_done < npes) {
            long task = shmem_atomic_fetch_inc(ctx, &task_cntr, task_pe);
            while (task < ntasks) {
                /* Perform task (task_pe, task) */
                tasks_done++;
                task = shmem_atomic_fetch_inc(ctx, &task_cntr, task_pe);
            }
            pes_done++;
            task_pe = (task_pe + 1) % npes;
        }

        shmem_ctx_destroy(ctx);
    }

    shmem_long_sum_reduce(SHMEM_TEAM_WORLD, &total_done, &tasks_done, 1);

    int result = (total_done != ntasks * npes);
    shmem_finalize();
    return result;
}
```

**Example 15.** The following example demonstrates the use of contexts in a single-threaded *C11* program that performs a summation reduction where the data contained in the *in\_buf* arrays on all PEs is reduced into the *out\_buf* arrays on all PEs. The buffers are divided into segments and processing of the segments is pipelined. Contexts are used to overlap an all-to-all exchange of data for segment *p* with the local reduction of segment *p-1*.

```
#include <shmem.h>
#include <stdio.h>
#include <stdlib.h>

#define LEN 8192 /* Full buffer length */
#define PLEN 512 /* Length of each pipeline stage */

int in_buf[LEN], out_buf[LEN];

int main(void) {
    int i, j, *pbuf[2];
    shmem_ctx_t ctx[2];

    shmem_init();
    int mype = shmem_my_pe();
    int npes = shmem_n_pes();

    pbuf[0] = shmem_malloc(PLEN * npes * sizeof(int));
    pbuf[1] = shmem_malloc(PLEN * npes * sizeof(int));

    int ret_0 = shmem_ctx_create(0, &ctx[0]);
    int ret_1 = shmem_ctx_create(0, &ctx[1]);
    if (ret_0 || ret_1)
        shmem_global_exit(1);

    for (i = 0; i < LEN; i++) {
        in_buf[i] = mype;
        out_buf[i] = 0;
    }

    int p_idx = 0, p = 0; /* Index of ctx and pbuf (p_idx) for cur. pipeline stage (p) */
    for (i = 1; i <= npes; i++)
        shmem_put_nbi(ctx[p_idx], &pbuf[p_idx][PLEN * mype], &in_buf[PLEN * p], PLEN,
                     (mype + i) % npes);

    /* Issue puts for pipeline stage p, then accumulate results for stage p-1 */
    for (p = 1; p < LEN / PLEN; p++) {
        p_idx ^= 1;
        for (i = 1; i <= npes; i++)
            shmem_put_nbi(ctx[p_idx], &pbuf[p_idx][PLEN * mype], &in_buf[PLEN * p], PLEN,
                         (mype + i) % npes);

        shmem_ctx_quiet(ctx[p_idx ^ 1]);
        shmem_sync_all();
        for (i = 0; i < npes; i++)
            for (j = 0; j < PLEN; j++)
                out_buf[PLEN * (p - 1) + j] += pbuf[p_idx ^ 1][PLEN * i + j];
    }

    shmem_ctx_quiet(ctx[p_idx]);
    shmem_sync_all();
    for (i = 0; i < npes; i++)
        for (j = 0; j < PLEN; j++)
            out_buf[PLEN * (p - 1) + j] += pbuf[p_idx][PLEN * i + j];

    shmem_finalize();
    return 0;
}
```

**Example 16.** The following example demonstrates the use of *SHMEM\_CTX\_INVALID* in a *C11* program that uses thread-local storage to provide each thread an implicit context handle via a “library” put routine without explicit management of the context handle from “user” code.

```

#include <omp.h>
#include <shmem.h>
#include <stddef.h>

_Thread_local shmem_ctx_t thread_ctx = SHMEM_CTX_INVALID;

void lib_thread_register(void) {
    if (thread_ctx == SHMEM_CTX_INVALID)
        if (shmem_ctx_create(SHMEM_CTX_PRIVATE, &thread_ctx) && shmem_ctx_create(0,
            &thread_ctx))
            thread_ctx = SHMEM_CTX_DEFAULT;
}

void lib_thread_unregister(void) {
    if (thread_ctx != SHMEM_CTX_DEFAULT) {
        shmem_ctx_destroy(thread_ctx);
        thread_ctx = SHMEM_CTX_INVALID;
    }
}

void lib_thread_putmem(void *dst, const void *src, size_t nbytes, int pe) {
    shmem_ctx_putmem(thread_ctx, dst, src, nbytes, pe);
}

int main() {
    int provided;
    if (shmem_init_thread(SHMEM_THREAD_MULTIPLE, &provided))
        return 1;
    if (provided != SHMEM_THREAD_MULTIPLE)
        shmem_global_exit(2);

    const int mype = shmem_my_pe();
    const int npes = shmem_n_pes();
    const int count = 1 << 15;

    int *src_bufs[npes];
    int *dst_bufs[npes];
    for (int i = 0; i < npes; i++) {
        src_bufs[i] = shmem_calloc(count, sizeof(*src_bufs[i]));
        if (src_bufs[i] == NULL)
            shmem_global_exit(3);
        dst_bufs[i] = shmem_calloc(count, sizeof(*dst_bufs[i]));
        if (dst_bufs[i] == NULL)
            shmem_global_exit(4);
    }

#pragma omp parallel
    {
        int my_thrd = omp_get_thread_num();
#pragma omp for
        for (int i = 0; i < npes; i++)
            for (int j = 0; j < count; j++)
                src_bufs[i][j] = (mype << 10) + my_thrd;

        lib_thread_register();

#pragma omp for
        for (int i = 0; i < npes; i++)
            lib_thread_putmem(dst_bufs[mype], src_bufs[i], count * sizeof(*src_bufs[i]), i);

        lib_thread_unregister();
    }

    shmem_finalize();

```

```

    return 0;
}

```

### 9.5.4 SHMEM\_CTX\_GET\_TEAM

Retrieve the team associated with the communication context.

#### SYNOPSIS

##### C/C++:

```
int shmem_ctx_get_team(shmem_ctx_t ctx, shmem_team_t *team);
```

#### DESCRIPTION

##### Arguments

<b>IN</b>	<i>ctx</i>	A handle to a communication context.
<b>OUT</b>	<i>team</i>	A pointer to a handle to the associated PE team.

##### API Description

The *shmem\_ctx\_get\_team* routine returns a handle to the team associated with the specified communication context *ctx*. The team handle is returned through the pointer argument *team*.

If *ctx* is the default context or one created by a call to *shmem\_ctx\_create*, *team* is assigned the handle value *SHMEM\_TEAM\_WORLD*.

If *ctx* compares equal to *SHMEM\_CTX\_INVALID*, then *team* is assigned the value *SHMEM\_TEAM\_INVALID* and a nonzero value is returned. If *ctx* is otherwise invalid, the behavior is undefined.

If *team* is a null pointer, the behavior is undefined.

##### Return Values

Zero on success; otherwise, nonzero.

## 9.6 Remote Memory Access Routines

The RMA routines described in this section can be used to perform reads from and writes to symmetric data objects. These operations are one-sided, meaning that the PE invoking an operation provides all communication parameters and the targeted PE is passive. A characteristic of one-sided communication is that it decouples communication from synchronization. One-sided communication mechanisms transfer data; however, they do not synchronize the sender of the data with the receiver of the data.

OpenSHMEM RMA routines are performed on symmetric data objects. The initiator PE of a call is designated as the *origin* PE and the PE targeted by an operation is designated as the *destination* PE. The *source* and *dest* designators refer to the data objects that an operation reads from and writes to. In the case of the remote update routine, *Put*, the origin PE provides the *source* data object and the destination PE provides the *dest* data object. In the case of the remote read routine, *Get*, the origin PE provides the *dest* data object and the destination PE provides the *source* data object.

The destination PE is specified as an integer representing the PE number. This PE number is relative to the team associated with the communication context being used for the operation. If no context argument is passed to the routine, then the routine operates on the default context, which implies that the PE number is relative to the world team. If the PE number passed to the routine is invalid, being negative or greater than or equal to the size of the OpenSHMEM team, then the behavior is undefined.



OpenSHMEM RMA routines specified in this section have two variants. In one of the variants, the context handle, *ctx*, is explicitly passed as an argument. In this variant, the operation is performed on the specified context. If the context handle *ctx* does not correspond to a valid context, the behavior is undefined. In the other variant, the context handle is not explicitly passed and thus, the operations are performed on the default context.

Where appropriate compiler support is available, OpenSHMEM provides type-generic one-sided communication interfaces via *C11* generic selection (*C11* §6.5.1.1<sup>5</sup>) for block, scalar, and block-strided put and get communication. Such type-generic routines are supported for the “standard RMA types” listed in Table 5.

The standard RMA types include the exact-width integer types defined in *stdint.h* by *C99*<sup>6</sup> §7.18.1.1 and *C11* §7.20.1.1. When the *C* translation environment does not provide exact-width integer types with *stdint.h*, an OpenSHMEM implementation is not required to provide support for these types.

<i>TYPE</i>	<i>TYPENAME</i>
float	float
double	double
long double	longdouble
char	char
signed char	schar
short	short
int	int
long	long
long long	longlong
unsigned char	uchar
unsigned short	ushort
unsigned int	uint
unsigned long	ulong
unsigned long long	ulonglong
int8_t	int8
int16_t	int16
int32_t	int32
int64_t	int64
uint8_t	uint8
uint16_t	uint16
uint32_t	uint32
uint64_t	uint64
size_t	size
ptrdiff_t	ptrdiff

Table 5: Standard RMA Types and Names

## 9.6.1 Blocking Remote Memory Access Routines

### 9.6.1.1 SHMEM\_PUT

The put routines provide a method for copying data from a contiguous local data object to a data object on a specified PE.

## SYNOPSIS

### C11:

<sup>5</sup>Formally, the *C11* specification is ISO/IEC 9899:2011(E).

<sup>6</sup>Formally, the *C99* specification is ISO/IEC 9899:1999(E).

```
void shmem_put(TYPE *dest, const TYPE *source, size_t nelems, int pe);
void shmem_put(shmem_ctx_t ctx, TYPE *dest, const TYPE *source, size_t nelems, int pe);
```

where *TYPE* is one of the standard RMA types specified by Table 5.

#### C/C++:

```
void shmem_TYPENAME_put(TYPE *dest, const TYPE *source, size_t nelems, int pe);
void shmem_ctx_TYPENAME_put(shmem_ctx_t ctx, TYPE *dest, const TYPE *source, size_t nelems,
int pe);
```

where *TYPE* is one of the standard RMA types and has a corresponding *TYPENAME* specified by Table 5.

```
void shmem_putSIZE(void *dest, const void *source, size_t nelems, int pe);
void shmem_ctx_putSIZE(shmem_ctx_t ctx, void *dest, const void *source, size_t nelems, int
pe);
```

where *SIZE* is one of 8, 16, 32, 64, 128.

```
void shmem_putmem(void *dest, const void *source, size_t nelems, int pe);
void shmem_ctx_putmem(shmem_ctx_t ctx, void *dest, const void *source, size_t nelems, int
pe);
```

## DESCRIPTION

### Arguments

<b>IN</b>	<i>ctx</i>	A context handle specifying the context on which to perform the operation. When this argument is not provided, the operation is performed on the default context.
<b>OUT</b>	<i>dest</i>	Symmetric address of the destination data object. The type of <i>dest</i> should match that implied in the SYNOPSIS section.
<b>IN</b>	<i>source</i>	Local address of the data object containing the data to be copied. The type of <i>source</i> should match that implied in the SYNOPSIS section.
<b>IN</b>	<i>nelems</i>	Number of elements in the <i>dest</i> and <i>source</i> arrays. For <i>shmem_putmem</i> and <i>shmem_ctx_putmem</i> , elements are bytes.
<b>IN</b>	<i>pe</i>	PE number of the remote PE relative to the team associated with the given <i>ctx</i> when provided, or the default context otherwise.

### API Description

The routines return after the data has been copied out of the *source* array on the local PE. The delivery of data words into the data object on the destination PE may occur in any order. Furthermore, two successive put routines may deliver data out of order unless a call to *shmem\_fence* is introduced between the two calls.

### Return Values

None.

## EXAMPLES

**Example 17.** The following *shmem\_put* example is for *C11* programs:

```
#include <shmem.h>
#include <stdio.h>

int main(void) {
    long source[10] = {1, 2, 3, 4, 5, 6, 7, 8, 9, 10};
    static long dest[10];
    shmem_init();
    int mype = shmem_my_pe();
```

```

if (mype == 0) /* put 10 words into dest on PE 1 */
    shmem_put(dest, source, 10, 1);
shmem_barrier_all(); /* sync sender and receiver */
printf("dest[0] on PE %d is %ld\n", mype, dest[0]);
shmem_finalize();
return 0;
}

```

### 9.6.1.2 SHMEM\_P

Copies one data item to a remote PE.

#### SYNOPSIS

##### C11:

```

void shmem_p(TYPE *dest, TYPE value, int pe);
void shmem_p(shmem_ctx_t ctx, TYPE *dest, TYPE value, int pe);

```

where *TYPE* is one of the standard RMA types specified by Table 5.

##### C/C++:

```

void shmem_TYPENAME_p(TYPE *dest, TYPE value, int pe);
void shmem_ctx_TYPENAME_p(shmem_ctx_t ctx, TYPE *dest, TYPE value, int pe);

```

where *TYPE* is one of the standard RMA types and has a corresponding *TYPENAME* specified by Table 5.

#### DESCRIPTION

##### Arguments

IN	<i>ctx</i>	A context handle specifying the context on which to perform the operation. When this argument is not provided, the operation is performed on the default context.
OUT	<i>dest</i>	Symmetric address of the destination data object. The type of <i>dest</i> should match that implied in the SYNOPSIS section.
IN	<i>value</i>	The value to be transferred to <i>dest</i> . The type of <i>value</i> should match that implied in the SYNOPSIS section.
IN	<i>pe</i>	PE number of the remote PE relative to the team associated with the given <i>ctx</i> when provided, or the default context otherwise.

##### API Description

These routines provide a very low latency put capability for single elements of most basic types.

As with *shmem\_put*, these routines start the remote transfer and may return before the data is delivered to the remote PE. Use *shmem\_quiet* to force completion of all remote *Put* transfers.

##### Return Values

None.

#### EXAMPLES

**Example 18.** The following example uses *shmem\_p* in a *C11* program.

```

#include <math.h>
#include <shmem.h>
#include <stdio.h>

int main(void) {

```

```

const double e = 2.71828182;
const double epsilon = 0.00000001;
static double f = 3.1415927;
shmem_init();
int mype = shmem_my_pe();
if (mype == 0)
    shmem_p(&f, e, 1);
shmem_barrier_all();
if (mype == 1)
    printf("%s\n", (fabs(f - e) < epsilon) ? "OK" : "FAIL");
shmem_finalize();
return 0;
}

```

### 9.6.1.3 SHMEM\_IPUT

Copies strided data to a specified PE.

#### SYNOPSIS

##### C11:

```

void shmem_iput(TYPE *dest, const TYPE *source, ptrdiff_t dst, ptrdiff_t sst, size_t nelems,
int pe);
void shmem_iput(shmem_ctx_t ctx, TYPE *dest, const TYPE *source, ptrdiff_t dst, ptrdiff_t
sst, size_t nelems, int pe);

```

where *TYPE* is one of the standard RMA types specified by Table 5.

##### C/C++:

```

void shmem_TYPENAME_iput(TYPE *dest, const TYPE *source, ptrdiff_t dst, ptrdiff_t sst,
size_t nelems, int pe);
void shmem_ctx_TYPENAME_iput(shmem_ctx_t ctx, TYPE *dest, const TYPE *source, ptrdiff_t dst,
ptrdiff_t sst, size_t nelems, int pe);

```

where *TYPE* is one of the standard RMA types and has a corresponding *TYPENAME* specified by Table 5.

```

void shmem_iputSIZE(void *dest, const void *source, ptrdiff_t dst, ptrdiff_t sst, size_t
nelems, int pe);
void shmem_ctx_iputSIZE(shmem_ctx_t ctx, void *dest, const void *source, ptrdiff_t dst,
ptrdiff_t sst, size_t nelems, int pe);

```

where *SIZE* is one of 8, 16, 32, 64, 128.

#### DESCRIPTION

##### Arguments

<b>IN</b>	<i>ctx</i>	A context handle specifying the context on which to perform the operation. When this argument is not provided, the operation is performed on the default context.
<b>OUT</b>	<i>dest</i>	Symmetric address of the destination array data object. The type of <i>dest</i> should match that implied in the SYNOPSIS section.
<b>IN</b>	<i>source</i>	Local address of the array containing the data to be copied. The type of <i>source</i> should match that implied in the SYNOPSIS section.
<b>IN</b>	<i>dst</i>	The stride between consecutive elements of the <i>dest</i> array. The stride must be greater than or equal to 1 and is scaled by the element size of the <i>dest</i> array. A value of 1 indicates contiguous data.
<b>IN</b>	<i>sst</i>	The stride between consecutive elements of the <i>source</i> array. The stride must be greater than or equal to 1 and is scaled by the element size of the <i>source</i> array. A value of 1 indicates contiguous data.

<b>IN</b>	<i>nelems</i>	Number of elements in the <i>dest</i> and <i>source</i> arrays.
<b>IN</b>	<i>pe</i>	PE number of the remote PE relative to the team associated with the given <i>ctx</i> when provided, or the default context otherwise.

### API Description

The *shmem\_ibput* routines provide a method for copying strided data elements (specified by *sst*) of an array from a *source* array on the local PE to locations specified by stride *dst* on a *dest* array on specified remote PE. The routines return when the data has been copied out of the *source* array on the local PE but not necessarily before the data has been delivered to the remote data object.

### Return Values

None.

### EXAMPLES

**Example 19.** Consider the following *shmem\_ibput* example for *C11* programs.

```
#include <shmem.h>
#include <stdio.h>

int main(void) {
    short source[10] = {1, 2, 3, 4, 5, 6, 7, 8, 9, 10};
    static short dest[10];
    shmem_init();
    int mype = shmem_my_pe();
    if (mype == 0) /* put 5 elements into dest on PE 1 */
        shmem_ibput(dest, source, 1, 2, 5, 1);
    shmem_barrier_all(); /* sync sender and receiver */
    if (mype == 1) {
        printf("dest on PE %d is %hd %hd %hd %hd %hd\n", mype, dest[0], dest[1], dest[2],
            dest[3], dest[4]);
    }
    shmem_finalize();
    return 0;
}
```

#### 9.6.1.4 SHMEM\_IBPUT

Copies strided data blocks to a specified PE.

### SYNOPSIS

#### C11:

```
void shmem_ibput(TYPE *dest, const TYPE *source, ptrdiff_t dst, ptrdiff_t sst, size_t bsize,
    size_t nblocks, int pe);
void shmem_ibput(shmem_ctx_t ctx, TYPE *dest, const TYPE *source, ptrdiff_t dst, ptrdiff_t
    sst, size_t bsize, size_t nblocks, int pe);
```

where *TYPE* is one of the standard RMA types specified by Table 5.

#### C/C++:

```
void shmem_TYPENAME_ibput(TYPE *dest, const TYPE *source, ptrdiff_t dst, ptrdiff_t sst,
    size_t bsize, size_t nblocks, int pe);
void shmem_ctx_TYPENAME_ibput(shmem_ctx_t ctx, TYPE *dest, const TYPE *source, ptrdiff_t
    dst, ptrdiff_t sst, size_t bsize, size_t nblocks, int pe);
```

where *TYPE* is one of the standard RMA types and has a corresponding *TYPENAME* specified by Table 5.

```
void shmem_ibputSIZE(void *dest, const void *source, ptrdiff_t dst, ptrdiff_t sst, size_t
    bsize, size_t nblocks, int pe);
void shmem_ctx_ibputSIZE(shmem_ctx_t ctx, void *dest, const void *source, ptrdiff_t dst,
    ptrdiff_t sst, size_t bsize, size_t nblocks, int pe);
```

where *SIZE* is one of 8, 16, 32, 64, 128.

## DESCRIPTION

### Arguments

<b>IN</b>	<i>ctx</i>	A context handle specifying the context on which to perform the operation. When this argument is not provided, the operation is performed on the default context.
<b>OUT</b>	<i>dest</i>	Symmetric address of the destination array data object. The type of <i>dest</i> should match that implied in the SYNOPSIS section.
<b>IN</b>	<i>source</i>	Local address of the array containing the data to be copied. The type of <i>source</i> should match that implied in the SYNOPSIS section.
<b>IN</b>	<i>dst</i>	The stride between consecutive blocks of the <i>dest</i> array. The stride must be greater than or equal to <i>bsize</i> and is scaled by the element size of the <i>dest</i> array. A value of <i>bsize</i> indicates contiguous data.
<b>IN</b>	<i>sst</i>	The stride between consecutive blocks of the <i>source</i> array. The stride must be greater than or equal to <i>bsize</i> and is scaled by the element size of the <i>source</i> array. A value of <i>bsize</i> indicates contiguous data.
<b>IN</b>	<i>bsize</i>	Number of elements per block in the <i>dest</i> and <i>source</i> arrays.
<b>IN</b>	<i>nblocks</i>	Number of blocks to be copied from the <i>source</i> array to the <i>dest</i> array.
<b>IN</b>	<i>pe</i>	PE number of the remote PE relative to the team associated with the given <i>ctx</i> when provided, or the default context otherwise.

### API Description

The *shmem\_ibput* routines provide a method for copying strided data blocks (of size *bsize*) with stride (specified by *sst*) of an array from a *source* array on the local PE to locations specified by stride *dst* on a *dest* array on specified remote PE. The routines return when the data has been copied out of the *source* array on the local PE but not necessarily before the data has been delivered to the remote data object.

### Return Values

None.

### Notes

The *shmem\_ibput* API provides a more general purpose interleaved transfer API than *shmem\_iput*. Calling *shmem\_ibput* with a block size of 1 is equivalent to the *shmem\_iput* API.

### 9.6.1.5 SHMEM\_GET

Copies data from a specified PE.

## SYNOPSIS

### C11:

```
void shmem_get(TYPE *dest, const TYPE *source, size_t nelems, int pe);
void shmem_get(shmem_ctx_t ctx, TYPE *dest, const TYPE *source, size_t nelems, int pe);
```

where *TYPE* is one of the standard RMA types specified by Table 5.

### C/C++:

```
void shmem_TYPENAME_get(TYPE *dest, const TYPE *source, size_t nelems, int pe);
void shmem_ctx_TYPENAME_get(shmem_ctx_t ctx, TYPE *dest, const TYPE *source, size_t nelems,
int pe);
```

where *TYPE* is one of the standard RMA types and has a corresponding *TYPENAME* specified by Table 5.

```
void shmem_getSIZE(void *dest, const void *source, size_t nelems, int pe);
void shmem_ctx_getSIZE(shmem_ctx_t ctx, void *dest, const void *source, size_t nelems, int
pe);
```

where *SIZE* is one of 8, 16, 32, 64, 128.

```
void shmem_getmem(void *dest, const void *source, size_t nelems, int pe);
void shmem_ctx_getmem(shmem_ctx_t ctx, void *dest, const void *source, size_t nelems, int
pe);
```

## DESCRIPTION

### Arguments

<b>IN</b>	<i>ctx</i>	A context handle specifying the context on which to perform the operation. When this argument is not provided, the operation is performed on the default context.
<b>OUT</b>	<i>dest</i>	Local address of the data object to be updated. The type of <i>dest</i> should match that implied in the SYNOPSIS section.
<b>IN</b>	<i>source</i>	Symmetric address of the source data object. The type of <i>source</i> should match that implied in the SYNOPSIS section.
<b>IN</b>	<i>nelems</i>	Number of elements in the <i>dest</i> and <i>source</i> arrays. For <i>shmem_getmem</i> and <i>shmem_ctx_getmem</i> , elements are bytes.
<b>IN</b>	<i>pe</i>	PE number of the remote PE relative to the team associated with the given <i>ctx</i> when provided, or the default context otherwise.

### API Description

The get routines provide a method for copying a contiguous symmetric data object from a remote PE to a contiguous data object on the local PE. The routines return after the data has been delivered to the *dest* array on the local PE.

### Return Values

None.

### Notes

See Section 3 for a definition of the term remotely accessible.

### 9.6.1.6 SHMEM\_G

Copies one data item from a remote PE

## SYNOPSIS

### C11:

```
TYPE shmem_g(const TYPE *source, int pe);
TYPE shmem_g(shmem_ctx_t ctx, const TYPE *source, int pe);
```

where *TYPE* is one of the standard RMA types specified by Table 5.

### C/C++:

```
TYPE shmem_TYPENAME_g(const TYPE *source, int pe);
TYPE shmem_ctx_TYPENAME_g(shmem_ctx_t ctx, const TYPE *source, int pe);
```

where *TYPE* is one of the standard RMA types and has a corresponding *TYPENAME* specified by Table 5.

## DESCRIPTION

### Arguments

<b>IN</b>	<i>ctx</i>	A context handle specifying the context on which to perform the operation. When this argument is not provided, the operation is performed on the default context.
<b>IN</b>	<i>source</i>	Symmetric address of the source data object. The type of <i>source</i> should match that implied in the SYNOPSIS section.
<b>IN</b>	<i>pe</i>	The number of the remote PE on which <i>source</i> resides.
<b>IN</b>	<i>pe</i>	PE number of the remote PE on which <i>source</i> resides relative to the team associated with the given <i>ctx</i> when provided, or the default context otherwise.

### API Description

These routines provide a very low latency get capability for single elements of most basic types.

### Return Values

Returns a single element of type specified in the synopsis.

## EXAMPLES

**Example 20.** The following *shmem\_g* example is for *C11* programs:

```
#include <shmem.h>
#include <stdio.h>

int main(void) {
    long y = -1;
    static long x = 10101;
    shmem_init();
    int mype = shmem_my_pe();
    int npes = shmem_n_pes();
    if (mype == 0)
        y = shmem_g(&x, npes - 1);
    printf("%d: y = %ld\n", mype, y);
    shmem_finalize();
    return 0;
}
```

### 9.6.1.7 SHMEM\_IGET

Copies strided data from a specified PE.

## SYNOPSIS

### C11:

```
void shmem_iget(TYPE *dest, const TYPE *source, ptrdiff_t dst, ptrdiff_t sst, size_t nelems,
int pe);
void shmem_iget(shmem_ctx_t ctx, TYPE *dest, const TYPE *source, ptrdiff_t dst, ptrdiff_t
sst, size_t nelems, int pe);
```



where *TYPE* is one of the standard RMA types specified by Table 5.

**C/C++:**

```
void shmem_TYPENAME_iget(TYPE *dest, const TYPE *source, ptrdiff_t dst, ptrdiff_t sst,
    size_t nelems, int pe);
void shmem_ctx_TYPENAME_iget(shmem_ctx_t ctx, TYPE *dest, const TYPE *source, ptrdiff_t dst,
    ptrdiff_t sst, size_t nelems, int pe);
```

where *TYPE* is one of the standard RMA types and has a corresponding *TYPENAME* specified by Table 5.

```
void shmem_igetSIZE(void *dest, const void *source, ptrdiff_t dst, ptrdiff_t sst, size_t
    nelems, int pe);
void shmem_ctx_igetSIZE(shmem_ctx_t ctx, void *dest, const void *source, ptrdiff_t dst,
    ptrdiff_t sst, size_t nelems, int pe);
```

where *SIZE* is one of 8, 16, 32, 64, 128.

## DESCRIPTION

### Arguments

<b>IN</b>	<i>ctx</i>	A context handle specifying the context on which to perform the operation. When this argument is not provided, the operation is performed on the default context.
<b>OUT</b>	<i>dest</i>	Local address of the array to be updated. The type of <i>dest</i> should match that implied in the SYNOPSIS section.
<b>IN</b>	<i>source</i>	Symmetric address of the source array data object. The type of <i>source</i> should match that implied in the SYNOPSIS section.
<b>IN</b>	<i>dst</i>	The stride between consecutive elements of the <i>dest</i> array. The stride must be greater than or equal to 1 and is scaled by the element size of the <i>dest</i> array. A value of 1 indicates contiguous data.
<b>IN</b>	<i>sst</i>	The stride between consecutive elements of the <i>source</i> array. The stride must be greater than or equal to 1 and is scaled by the element size of the <i>source</i> array. A value of 1 indicates contiguous data.
<b>IN</b>	<i>nelems</i>	Number of elements in the <i>dest</i> and <i>source</i> arrays.
<b>IN</b>	<i>pe</i>	PE number of the remote PE relative to the team associated with the given <i>ctx</i> when provided, or the default context otherwise.

### API Description

The *shmem\_iget* routines provide a method for copying strided data elements from a symmetric array from a specified remote PE to strided locations on a local array. The routines return when the data has been copied into the local *dest* array.

### Return Values

None.

### 9.6.1.8 SHMEM\_IBGET

Copies blocks of strided data from a specified PE.

## SYNOPSIS

**C11:**

```
void shmem_ibget(TYPE *dest, const TYPE *source, ptrdiff_t dst, ptrdiff_t sst, size_t bsize,
    size_t nblocks, int pe);
void shmem_ibget(shmem_ctx_t ctx, TYPE *dest, const TYPE *source, ptrdiff_t dst, ptrdiff_t
    sst, size_t bsize, size_t nblocks, int pe);
```

where *TYPE* is one of the standard RMA types specified by Table 5.

#### C/C++:

```
void shmem_TYPENAME_ibget(TYPE *dest, const TYPE *source, ptrdiff_t dst, ptrdiff_t sst,
    size_t bsize, size_t nblocks, int pe);
void shmem_ctx_TYPENAME_ibget(shmem_ctx_t ctx, TYPE *dest, const TYPE *source, ptrdiff_t
    dst, ptrdiff_t sst, size_t bsize, size_t nblocks, int pe);
```

where *TYPE* is one of the standard RMA types and has a corresponding *TYPENAME* specified by Table 5.

```
void shmem_ibgetSIZE(void *dest, const void *source, ptrdiff_t dst, ptrdiff_t sst, size_t
    bsize, size_t nblocks, int pe);
void shmem_ctx_ibgetSIZE(shmem_ctx_t ctx, void *dest, const void *source, ptrdiff_t dst,
    ptrdiff_t sst, size_t bsize, size_t nblocks, int pe);
```

where *SIZE* is one of 8, 16, 32, 64, 128.

## DESCRIPTION

### Arguments

<b>IN</b>	<i>ctx</i>	A context handle specifying the context on which to perform the operation. When this argument is not provided, the operation is performed on the default context.
<b>OUT</b>	<i>dest</i>	Local address of the array to be updated. The type of <i>dest</i> should match that implied in the SYNOPSIS section.
<b>IN</b>	<i>source</i>	Symmetric address of the source array data object. The type of <i>source</i> should match that implied in the SYNOPSIS section.
<b>IN</b>	<i>dst</i>	The stride between consecutive blocks of the <i>dest</i> array. The stride must be greater than or equal to <i>bsize</i> and is scaled by the element size of the <i>dest</i> array. A value of <i>bsize</i> indicates contiguous data.
<b>IN</b>	<i>sst</i>	The stride between consecutive blocks of the <i>source</i> array. The stride must be greater than or equal to <i>bsize</i> and is scaled by the element size of the <i>source</i> array. A value of <i>bsize</i> indicates contiguous data.
<b>IN</b>	<i>bsize</i>	Number of elements per block in the <i>dest</i> and <i>source</i> arrays.
<b>IN</b>	<i>nblocks</i>	Number of blocks to be copied from the <i>source</i> array to the <i>dest</i> array.
<b>IN</b>	<i>pe</i>	PE number of the remote PE relative to the team associated with the given <i>ctx</i> when provided, or the default context otherwise.

### API Description

The *shmem\_ibget* routines provide a method for copying strided data blocks from a symmetric array from a specified remote PE to strided locations on a local array. The routines return when the data has been copied into the local *dest* array.

### Return Values

None.

### Notes

The *shmem\_ibget* API provides a more general purpose interleaved transfer API than *shmem\_iget*. Calling *shmem\_ibget* with a block size of 1 is equivalent to the *shmem\_iget* API.

## 9.6.2 Nonblocking Remote Memory Access Routines

### 9.6.2.1 SHMEM\_PUT\_NBI

The nonblocking put routines provide a method for copying data from a contiguous local data object to a data object on a specified PE.

**SYNOPSIS****C11:**

```
void shmem_put_nbi(TYPE *dest, const TYPE *source, size_t nelems, int pe);
void shmem_put_nbi(shmem_ctx_t ctx, TYPE *dest, const TYPE *source, size_t nelems, int pe);
```

where *TYPE* is one of the standard RMA types specified by Table 5.

**C/C++:**

```
void shmem_TYPENAME_put_nbi(TYPE *dest, const TYPE *source, size_t nelems, int pe);
void shmem_ctx_TYPENAME_put_nbi(shmem_ctx_t ctx, TYPE *dest, const TYPE *source, size_t
nelems, int pe);
```

where *TYPE* is one of the standard RMA types and has a corresponding *TYPENAME* specified by Table 5.

```
void shmem_put_SIZE_nbi(void *dest, const void *source, size_t nelems, int pe);
void shmem_ctx_put_SIZE_nbi(shmem_ctx_t ctx, void *dest, const void *source, size_t nelems,
int pe);
```

where *SIZE* is one of 8, 16, 32, 64, 128.

```
void shmem_putmem_nbi(void *dest, const void *source, size_t nelems, int pe);
void shmem_ctx_putmem_nbi(shmem_ctx_t ctx, void *dest, const void *source, size_t nelems,
int pe);
```

**DESCRIPTION****Arguments**

<b>IN</b>	<i>ctx</i>	A context handle specifying the context on which to perform the operation. When this argument is not provided, the operation is performed on the default context.
<b>OUT</b>	<i>dest</i>	Symmetric address of the destination data object. The type of <i>dest</i> should match that implied in the SYNOPSIS section.
<b>IN</b>	<i>source</i>	Local address of the object containing the data to be copied. The type of <i>source</i> should match that implied in the SYNOPSIS section.
<b>IN</b>	<i>nelems</i>	Number of elements in the <i>dest</i> and <i>source</i> arrays. For <i>shmem_putmem_nbi</i> and <i>shmem_ctx_putmem_nbi</i> , elements are bytes.
<b>IN</b>	<i>pe</i>	PE number of the remote PE relative to the team associated with the given <i>ctx</i> when provided, or the default context otherwise.

**API Description**

The routines return after initiating the operation. The operation is considered complete after a subsequent call to *shmem\_quiet*. At the completion of *shmem\_quiet*, the data has been copied into the *dest* array on the destination PE. The delivery of data words into the data object on the destination PE may occur in any order. Furthermore, two successive put routines may deliver data out of order unless a call to *shmem\_fence* is introduced between the two calls.

**Return Values**

None.

**9.6.2.2 SHMEM\_GET\_NBI**

The nonblocking get routines provide a method for copying data from a contiguous remote data object on the specified PE to the local data object.

**SYNOPSIS****C11:**

```
void shmem_get_nbi(TYPE *dest, const TYPE *source, size_t nelems, int pe);
void shmem_get_nbi(shmem_ctx_t ctx, TYPE *dest, const TYPE *source, size_t nelems, int pe);
```

where *TYPE* is one of the standard RMA types specified by Table 5.

**C/C++:**

```
void shmem_TYPENAME_get_nbi(TYPE *dest, const TYPE *source, size_t nelems, int pe);
void shmem_ctx_TYPENAME_get_nbi(shmem_ctx_t ctx, TYPE *dest, const TYPE *source, size_t
nelems, int pe);
```

where *TYPE* is one of the standard RMA types and has a corresponding *TYPENAME* specified by Table 5.

```
void shmem_getSIZE_nbi(void *dest, const void *source, size_t nelems, int pe);
void shmem_ctx_getSIZE_nbi(shmem_ctx_t ctx, void *dest, const void *source, size_t nelems,
int pe);
```

where *SIZE* is one of 8, 16, 32, 64, 128.

```
void shmem_getmem_nbi(void *dest, const void *source, size_t nelems, int pe);
void shmem_ctx_getmem_nbi(shmem_ctx_t ctx, void *dest, const void *source, size_t nelems,
int pe);
```

**DESCRIPTION****Arguments**

<b>IN</b>	<i>ctx</i>	A context handle specifying the context on which to perform the operation. When this argument is not provided, the operation is performed on the default context.
<b>OUT</b>	<i>dest</i>	Local address of the data object to be updated. The type of <i>dest</i> should match that implied in the SYNOPSIS section.
<b>IN</b>	<i>source</i>	Symmetric address of the source data object. The type of <i>source</i> should match that implied in the SYNOPSIS section.
<b>IN</b>	<i>nelems</i>	Number of elements in the <i>dest</i> and <i>source</i> arrays. For <i>shmem_getmem_nbi</i> and <i>shmem_ctx_getmem_nbi</i> , elements are bytes.
<b>IN</b>	<i>pe</i>	PE number of the remote PE relative to the team associated with the given <i>ctx</i> when provided, or the default context otherwise.

**API Description**

The get routines provide a method for copying a contiguous symmetric data object from a remote PE to a contiguous data object on the local PE. The routines return after initiating the operation. The operation is considered complete after a subsequent call to *shmem\_quiet*. At the completion of *shmem\_quiet*, the data has been delivered to the *dest* array on the local PE.

**Return Values**

None.

**Notes**

See Section 3 for a definition of the term remotely accessible.

## 9.7 Atomic Memory Operations

An AMO is a one-sided communication mechanism that combines memory read, update, or write operations with atomicity guarantees described in Section 3.2. Similar to the RMA routines, described in Section 9.6, the AMOs are performed only on symmetric objects. OpenSHMEM defines two types of AMO routines:

- The *fetching* routines return the original value of, and optionally update, the remote data object in a single atomic operation. The routines return after the data has been fetched from the target PE and delivered to the calling PE. The data type of the returned value is the same as the type of the remote data object.

The fetching routines include: `shmem_atomic_{fetch, compare_swap, swap}[_nbi]` and `shmem_atomic_fetch_{inc, add, and, or, xor}[_nbi]`.

- The *non-fetching* routines update the remote data object in a single atomic operation. A call to a non-fetching atomic routine issues the atomic operation and may return before the operation executes on the target PE. The `shmem_quiet`, `shmem_barrier`, or `shmem_barrier_all` routines can be used to force completion for these non-fetching atomic routines.

The non-fetching routines include: `shmem_atomic_{set, inc, add, and, or, xor}[_nbi]`.

— deprecation start —

Starting in OpenSHMEM 1.4, all AMO functions added "`_atomic_`" to the function name and deprecated the equivalent functions without "`_atomic_`" in the name.

— deprecation end —

OpenSHMEM AMO routines specified in this section have two variants. In one of the variants, the context handle, `ctx`, is explicitly passed as an argument. In this variant, the operation is performed on the specified context. If the context handle `ctx` does not correspond to a valid context, the behavior is undefined. In the other variant, the context handle is not explicitly passed and thus, the operations are performed on the default context.

Where appropriate compiler support is available, OpenSHMEM provides type-generic AMO interfaces via *C11* generic selection. The type-generic support for the AMO routines is as follows:

- `shmem_atomic_{compare_swap, fetch_inc, inc, fetch_add, add}[_nbi]` support the “standard AMO types” listed in Table 6,
- `shmem_atomic_{fetch, set, swap}` support the “extended AMO types” listed in Table 7, and
- `shmem_atomic_{fetch_and, and, fetch_or, or, fetch_xor, xor}[_nbi]` support the “bitwise AMO types” listed in Table 8.

The standard, extended, and bitwise AMO types include some of the exact-width integer types defined in `stdint.h` by C99 §7.18.1.1 and *C11* §7.20.1.1. When the *C* translation environment does not provide exact-width integer types with `stdint.h`, an OpenSHMEM implementation is not required to provide support for these types.

]

### 9.7.1 Blocking Atomic Memory Operations

#### 9.7.1.1 SHMEM\_ATOMIC\_FETCH

Atomically fetches the value of a remote data object.

#### SYNOPSIS

**C11:**

```
TYPE shmem_atomic_fetch(const TYPE *source, int pe);
TYPE shmem_atomic_fetch(shmem_ctx_t ctx, const TYPE *source, int pe);
```

<i>TYPE</i>	<i>TYPENAME</i>
int	int
long	long
long long	longlong
unsigned int	uint
unsigned long	ulong
unsigned long long	ulonglong
int32_t	int32
int64_t	int64
uint32_t	uint32
uint64_t	uint64
size_t	size
ptrdiff_t	ptrdiff

Table 6: Standard AMO Types and Names

<i>TYPE</i>	<i>TYPENAME</i>
float	float
double	double
int	int
long	long
long long	longlong
unsigned int	uint
unsigned long	ulong
unsigned long long	ulonglong
int32_t	int32
int64_t	int64
uint32_t	uint32
uint64_t	uint64
size_t	size
ptrdiff_t	ptrdiff

Table 7: Extended AMO Types and Names

where *TYPE* is one of the extended AMO types specified by Table 7.

**C/C++:**

```
TYPE shmem_TYPENAME_atomic_fetch(const TYPE *source, int pe);
TYPE shmem_ctx_TYPENAME_atomic_fetch(shmem_ctx_t ctx, const TYPE *source, int pe);
```

where *TYPE* is one of the extended AMO types and has a corresponding *TYPENAME* specified by Table 7.

— deprecation start —

**C11:**

```
TYPE shmem_fetch(const TYPE *source, int pe);
```

where *TYPE* is one of {float, double, int, long, long long}.

**C/C++:**

```
TYPE shmem_TYPENAME_fetch(const TYPE *source, int pe);
```

where *TYPE* is one of {float, double, int, long, long long} and has a corresponding *TYPENAME* specified by Table 7.

<i>TYPE</i>	<i>TYPENAME</i>
unsigned int	uint
unsigned long	ulong
unsigned long long	ulonglong
int32_t	int32
int64_t	int64
uint32_t	uint32
uint64_t	uint64

Table 8: Bitwise AMO Types and Names

— deprecation end —

**DESCRIPTION****Arguments**

<b>IN</b>	<i>ctx</i>	A context handle specifying the context on which to perform the operation. When this argument is not provided, the operation is performed on the default context.
<b>IN</b>	<i>source</i>	Symmetric address of the source data object. The type of <i>source</i> should match that implied in the SYNOPSIS section.
<b>IN</b>	<i>pe</i>	PE number of the remote PE on which <i>source</i> resides relative to the team associated with the given <i>ctx</i> when provided, or the default context otherwise.

**API Description**

*shmem\_atomic\_fetch* performs an atomic fetch operation. It returns the contents of the *source* as an atomic operation.

**Return Values**

The contents at the *source* address on the remote PE. The data type of the return value is the same as the type of the remote data object.

**9.7.1.2 SHMEM\_ATOMIC\_SET**

Atomically sets the value of a remote data object.

**SYNOPSIS****C11:**

```
void shmem_atomic_set(TYPE *dest, TYPE value, int pe);
void shmem_ctx_atomic_set(shmem_ctx_t ctx, TYPE *dest, TYPE value, int pe);
```

where *TYPE* is one of the extended AMO types specified by Table 7.

**C/C++:**

```
void shmem_TYPENAME_atomic_set(TYPE *dest, TYPE value, int pe);
void shmem_ctx_TYPENAME_atomic_set(shmem_ctx_t ctx, TYPE *dest, TYPE value, int pe);
```

where *TYPE* is one of the extended AMO types and has a corresponding *TYPENAME* specified by Table 7.

— deprecation start —

**C11:**

```
void shmem_set(TYPE *dest, TYPE value, int pe);
```

where *TYPE* is one of {float, double, int, long, long long}.

**C/C++:**

```
void shmem_TYPENAME_set(TYPE *dest, TYPE value, int pe);
```

where *TYPE* is one of {float, double, int, long, long long} and has a corresponding *TYPENAME* specified by Table 7.

— deprecation end —

## DESCRIPTION

### Arguments

<b>IN</b>	<i>ctx</i>	A context handle specifying the context on which to perform the operation. When this argument is not provided, the operation is performed on the default context.
<b>OUT</b>	<i>dest</i>	Symmetric address of the destination data object. The type of <i>dest</i> should match that implied in the SYNOPSIS section.
<b>IN</b>	<i>value</i>	The operand to the atomic set operation. The type of <i>value</i> should match that implied in the SYNOPSIS section.
<b>IN</b>	<i>pe</i>	PE number of the remote PE relative to the team associated with the given <i>ctx</i> when provided, or the default context otherwise.

### API Description

*shmem\_atomic\_set* performs an atomic set operation. It writes the *value* into *dest* on *pe* as an atomic operation.

### Return Values

None.

### 9.7.1.3 SHMEM\_ATOMIC\_COMPARE\_SWAP

Performs an atomic conditional swap on a remote data object.

### SYNOPSIS

**C11:**

```
TYPE shmem_atomic_compare_swap(TYPE *dest, TYPE cond, TYPE value, int pe);
TYPE shmem_atomic_compare_swap(shmem_ctx_t ctx, TYPE *dest, TYPE cond, TYPE value, int pe);
```

where *TYPE* is one of the standard AMO types specified by Table 6.

**C/C++:**

```
TYPE shmem_TYPENAME_atomic_compare_swap(TYPE *dest, TYPE cond, TYPE value, int pe);
TYPE shmem_ctx_TYPENAME_atomic_compare_swap(shmem_ctx_t ctx, TYPE *dest, TYPE cond, TYPE value, int pe);
```

where *TYPE* is one of the standard AMO types and has a corresponding *TYPENAME* specified by Table 6.

— deprecation start —

**C11:**

```
TYPE shmem_cswap(TYPE *dest, TYPE cond, TYPE value, int pe);
```



where *TYPE* is one of {*int*, *long*, *long long*}.

**C/C++:**

```
TYPE shmem_TYPENAME_cswap(TYPE *dest, TYPE cond, TYPE value, int pe);
```

where *TYPE* is one of {*int*, *long*, *long long*} and has a corresponding *TYPENAME* specified by Table 6.

— deprecation end —

## DESCRIPTION

### Arguments

<b>IN</b>	<i>ctx</i>	A context handle specifying the context on which to perform the operation. When this argument is not provided, the operation is performed on the default context.
<b>OUT</b>	<i>dest</i>	Symmetric address of the destination data object. The type of <i>dest</i> should match that implied in the SYNOPSIS section.
<b>IN</b>	<i>cond</i>	<i>cond</i> is compared to the remote <i>dest</i> value. If <i>cond</i> and the remote <i>dest</i> are equal, then <i>value</i> is swapped into the remote <i>dest</i> ; otherwise, the remote <i>dest</i> is unchanged. In either case, the old value of the remote <i>dest</i> is returned as the routine return value. <i>cond</i> must be of the same data type as <i>dest</i> .
<b>IN</b>	<i>value</i>	The value to be atomically written to the remote PE. The type of <i>value</i> should match that implied in the SYNOPSIS section.
<b>IN</b>	<i>pe</i>	PE number of the remote PE relative to the team associated with the given <i>ctx</i> when provided, or the default context otherwise.

### API Description

The conditional swap routines conditionally update a *dest* data object on the specified PE and return the prior contents of the data object in one atomic operation.

### Return Values

The contents that had been in the *dest* data object on the remote PE prior to the conditional swap. Data type is the same as the *dest* data type.

## EXAMPLES

**Example 21.** The following call ensures that the first PE to execute the conditional swap will successfully write its PE number to *race\_winner* on PE 0.

```
#include <shmem.h>
#include <stdio.h>

int main(void) {
    static int race_winner = -1;
    shmem_init();
    int mype = shmem_my_pe();
    int oldval = shmem_atomic_compare_swap(&race_winner, -1, mype, 0);
    if (oldval == -1)
        printf("PE %d was first\n", mype);
    shmem_finalize();
    return 0;
}
```

### 9.7.1.4 SHMEM\_ATOMIC\_SWAP

Performs an atomic swap to a remote data object.

#### SYNOPSIS

##### C11:

```
TYPE shmem_atomic_swap(TYPE *dest, TYPE value, int pe);
TYPE shmem_atomic_swap(shmem_ctx_t ctx, TYPE *dest, TYPE value, int pe);
```

where *TYPE* is one of the extended AMO types specified by Table 7.

##### C/C++:

```
TYPE shmem_TYPENAME_atomic_swap(TYPE *dest, TYPE value, int pe);
TYPE shmem_ctx_TYPENAME_atomic_swap(shmem_ctx_t ctx, TYPE *dest, TYPE value, int pe);
```

where *TYPE* is one of the extended AMO types and has a corresponding *TYPENAME* specified by Table 7.

— deprecation start —

##### C11:

```
TYPE shmem_swap(TYPE *dest, TYPE value, int pe);
```

where *TYPE* is one of {*float*, *double*, *int*, *long*, *long long*}.

##### C/C++:

```
TYPE shmem_TYPENAME_swap(TYPE *dest, TYPE value, int pe);
```

where *TYPE* is one of {*float*, *double*, *int*, *long*, *long long*} and has a corresponding *TYPENAME* specified by Table 7.

— deprecation end —

#### DESCRIPTION

##### Arguments

IN	<i>ctx</i>	A context handle specifying the context on which to perform the operation. When this argument is not provided, the operation is performed on the default context.
OUT	<i>dest</i>	Symmetric address of the destination data object. The type of <i>dest</i> should match that implied in the SYNOPSIS section.
IN	<i>value</i>	The value to be atomically written to the remote PE. The type of <i>value</i> should match that implied in the SYNOPSIS section.
IN	<i>pe</i>	PE number of the remote PE relative to the team associated with the given <i>ctx</i> when provided, or the default context otherwise.

##### API Description

*shmem\_atomic\_swap* performs an atomic swap operation. It writes *value* into *dest* on PE and returns the previous contents of *dest* as an atomic operation.

##### Return Values

The content that had been at the *dest* address on the remote PE prior to the swap is returned.

#### EXAMPLES

**Example 22.** The example below swaps values between odd numbered PEs and their right (modulo) neighbor and outputs the result of swap.

```

#include <shmem.h>
#include <stdio.h>

int main(void) {
    static long dest;
    shmem_init();
    int mype = shmem_my_pe();
    int npes = shmem_n_pes();
    dest = mype;
    shmem_barrier_all();
    long new_val = mype;
    if (mype & 1) {
        long swapped_val = shmem_atomic_swap(&dest, new_val, (mype + 1) % npes);
        printf("%d: dest = %ld, swapped = %ld\n", mype, dest, swapped_val);
    }
    shmem_finalize();
    return 0;
}

```

### 9.7.1.5 SHMEM\_ATOMIC\_FETCH\_INC

Performs an atomic fetch-and-increment operation on a remote data object.

#### SYNOPSIS

##### C11:

```

TYPE shmem_atomic_fetch_inc(TYPE *dest, int pe);
TYPE shmem_atomic_fetch_inc(shmem_ctx_t ctx, TYPE *dest, int pe);

```

where *TYPE* is one of the standard AMO types specified by Table 6.

##### C/C++:

```

TYPE shmem_TYPENAME_atomic_fetch_inc(TYPE *dest, int pe);
TYPE shmem_ctx_TYPENAME_atomic_fetch_inc(shmem_ctx_t ctx, TYPE *dest, int pe);

```

where *TYPE* is one of the standard AMO types and has a corresponding *TYPENAME* specified by Table 6.

— deprecation start —

##### C11:

```

TYPE shmem_finc(TYPE *dest, int pe);

```

where *TYPE* is one of {*int*, *long*, *long long*}.

##### C/C++:

```

TYPE shmem_TYPENAME_finc(TYPE *dest, int pe);

```

where *TYPE* is one of {*int*, *long*, *long long*} and has a corresponding *TYPENAME* specified by Table 6.

— deprecation end —

#### DESCRIPTION

##### Arguments

<b>IN</b>	<i>ctx</i>	A context handle specifying the context on which to perform the operation. When this argument is not provided, the operation is performed on the default context.
<b>OUT</b>	<i>dest</i>	Symmetric address of the destination data object. The type of <i>dest</i> should match that implied in the SYNOPSIS section.
<b>IN</b>	<i>pe</i>	PE number of the remote PE relative to the team associated with the given <i>ctx</i> when provided, or the default context otherwise.

**API Description**

These routines perform a fetch-and-increment operation. The *dest* on PE *pe* is increased by one and the routine returns the previous contents of *dest* as an atomic operation.

**Return Values**

The contents that had been at the *dest* address on the remote PE prior to the increment. The data type of the return value is the same as the *dest*.

**EXAMPLES**

**Example 23.** The following *shmem\_atomic\_fetch\_inc* example is for C11 programs:

```
#include <shmem.h>
#include <stdio.h>

int main(void) {
    int old = -1;
    static int dst = 22;
    shmem_init();
    int mype = shmem_my_pe();
    if (mype == 0)
        old = shmem_atomic_fetch_inc(&dst, 1);
    shmem_barrier_all();
    printf("%d: old = %d, dst = %d\n", mype, old, dst);
    shmem_finalize();
    return 0;
}
```

**9.7.1.6 SHMEM\_ATOMIC\_INC**

Performs an atomic increment operation on a remote data object.

**SYNOPSIS****C11:**

```
void shmem_atomic_inc(TYPE *dest, int pe);
void shmem_atomic_inc(shmem_ctx_t ctx, TYPE *dest, int pe);
```

where *TYPE* is one of the standard AMO types specified by Table 6.

**C/C++:**

```
void shmem_TYPENAME_atomic_inc(TYPE *dest, int pe);
void shmem_ctx_TYPENAME_atomic_inc(shmem_ctx_t ctx, TYPE *dest, int pe);
```

where *TYPE* is one of the standard AMO types and has a corresponding *TYPENAME* specified by Table 6.

— deprecation start —

**C11:**

```
void shmem_inc(TYPE *dest, int pe);
```

where *TYPE* is one of {*int*, *long*, *long long*}.

**C/C++:**

```
void shmem_TYPENAME_inc(TYPE *dest, int pe);
```

where *TYPE* is one of {*int*, *long*, *long long*} and has a corresponding *TYPENAME* specified by Table 6.

— deprecation end —

**DESCRIPTION****Arguments**

<b>IN</b>	<i>ctx</i>	A context handle specifying the context on which to perform the operation. When this argument is not provided, the operation is performed on the default context.
<b>OUT</b>	<i>dest</i>	Symmetric address of the destination data object. The type of <i>dest</i> should match that implied in the SYNOPSIS section.
<b>IN</b>	<i>pe</i>	PE number of the remote PE relative to the team associated with the given <i>ctx</i> when provided, or the default context otherwise.

**API Description**

These routines perform an atomic increment operation on the *dest* data object on PE.

**Return Values**

None.

**EXAMPLES**

**Example 24.** The following *shmem\_atomic\_inc* example is for *C11* programs:

```
#include <shmem.h>
#include <stdio.h>

int main(void) {
    static int dst = 74;
    shmem_init();
    int mype = shmem_my_pe();
    if (mype == 0)
        shmem_atomic_inc(&dst, 1);
    shmem_barrier_all();
    printf("%d: dst = %d\n", mype, dst);
    shmem_finalize();
    return 0;
}
```

**9.7.1.7 SHMEM\_ATOMIC\_FETCH\_ADD**

Performs an atomic fetch-and-add operation on a remote data object.

**SYNOPSIS****C11:**

```
TYPE shmem_atomic_fetch_add(TYPE *dest, TYPE value, int pe);
TYPE shmem_atomic_fetch_add(shmem_ctx_t ctx, TYPE *dest, TYPE value, int pe);
```

where *TYPE* is one of the standard AMO types specified by Table 6.

**C/C++:**

```
TYPE shmem_TYPENAME_atomic_fetch_add(TYPE *dest, TYPE value, int pe);
TYPE shmem_ctx_TYPENAME_atomic_fetch_add(shmem_ctx_t ctx, TYPE *dest, TYPE value, int pe);
```

where *TYPE* is one of the standard AMO types and has a corresponding *TYPENAME* specified by Table 6.

— deprecation start —

**C11:**

```
TYPE shmem_fadd(TYPE *dest, TYPE value, int pe);
```

where *TYPE* is one of {*int*, *long*, *long long*}.

**C/C++:**

```
TYPE shmem_TYPENAME_fadd(TYPE *dest, TYPE value, int pe);
```

where *TYPE* is one of {*int*, *long*, *long long*} and has a corresponding *TYPENAME* specified by Table 6.

— deprecation end —

## DESCRIPTION

### Arguments

<b>IN</b>	<i>ctx</i>	A context handle specifying the context on which to perform the operation. When this argument is not provided, the operation is performed on the default context.
<b>OUT</b>	<i>dest</i>	Symmetric address of the destination data object. The type of <i>dest</i> should match that implied in the SYNOPSIS section.
<b>IN</b>	<i>value</i>	The operand to the atomic fetch-and-add operation. The type of <i>value</i> should match that implied in the SYNOPSIS section.
<b>IN</b>	<i>pe</i>	PE number of the remote PE relative to the team associated with the given <i>ctx</i> when provided, or the default context otherwise.

### API Description

*shmem\_atomic\_fetch\_add* routines perform an atomic fetch-and-add operation. An atomic fetch-and-add operation fetches the old *dest* and adds *value* to *dest* without the possibility of another atomic operation on the *dest* between the time of the fetch and the update. These routines add *value* to *dest* on *pe* and return the previous contents of *dest* as an atomic operation.

### Return Values

The contents that had been at the *dest* address on the remote PE prior to the atomic addition operation. The data type of the return value is the same as the *dest*.

## EXAMPLES

**Example 25.** The following *shmem\_atomic\_fetch\_add* example is for *C11* programs:

```
#include <shmem.h>
#include <stdio.h>

int main(void) {
    int old = -1;
    static int dst = 22;
    shmem_init();
    int mype = shmem_my_pe();
    if (mype == 1)
        old = shmem_atomic_fetch_add(&dst, 44, 0);
    shmem_barrier_all();
    printf("%d: old = %d, dst = %d\n", mype, old, dst);
    shmem_finalize();
    return 0;
}
```

### 9.7.1.8 SHMEM\_ATOMIC\_ADD

Performs an atomic add operation on a remote symmetric data object.

#### SYNOPSIS

##### C11:

```
void shmem_atomic_add(TYPE *dest, TYPE value, int pe);
void shmem_ctx_atomic_add(shmem_ctx_t ctx, TYPE *dest, TYPE value, int pe);
```

where *TYPE* is one of the standard AMO types specified by Table 6.

##### C/C++:

```
void shmem_TYPENAME_atomic_add(TYPE *dest, TYPE value, int pe);
void shmem_ctx_TYPENAME_atomic_add(shmem_ctx_t ctx, TYPE *dest, TYPE value, int pe);
```

where *TYPE* is one of the standard AMO types and has a corresponding *TYPENAME* specified by Table 6.

— deprecation start —

##### C11:

```
void shmem_add(TYPE *dest, TYPE value, int pe);
```

where *TYPE* is one of {*int*, *long*, *long long*}.

##### C/C++:

```
void shmem_TYPENAME_add(TYPE *dest, TYPE value, int pe);
```

where *TYPE* is one of {*int*, *long*, *long long*} and has a corresponding *TYPENAME* specified by Table 6.

— deprecation end —

#### DESCRIPTION

##### Arguments

IN	<i>ctx</i>	A context handle specifying the context on which to perform the operation. When this argument is not provided, the operation is performed on the default context.
OUT	<i>dest</i>	Symmetric address of the destination data object. The type of <i>dest</i> should match that implied in the SYNOPSIS section.
IN	<i>value</i>	The operand to the atomic add operation. The type of <i>value</i> should match that implied in the SYNOPSIS section.
IN	<i>pe</i>	PE number of the remote PE relative to the team associated with the given <i>ctx</i> when provided, or the default context otherwise.

##### API Description

The *shmem\_atomic\_add* routine performs an atomic add operation. It adds *value* to *dest* on PE *pe* and atomically updates the *dest* without returning the value.

##### Return Values

None.

#### EXAMPLES

##### Example 26.

```

#include <shmem.h>
#include <stdio.h>

int main(void) {
    static int dst = 22;
    shmem_init();
    int mype = shmem_my_pe();
    if (mype == 1)
        shmem_atomic_add(&dst, 44, 0);
    shmem_barrier_all();
    printf("%d: dst = %d\n", mype, dst);
    shmem_finalize();
    return 0;
}

```

### 9.7.1.9 SHMEM\_ATOMIC\_FETCH\_AND

Atomically perform a fetching bitwise AND operation on a remote data object.

#### SYNOPSIS

##### C11:

```

TYPE shmem_atomic_fetch_and(TYPE *dest, TYPE value, int pe);
TYPE shmem_atomic_fetch_and(shmem_ctx_t ctx, TYPE *dest, TYPE value, int pe);

```

where *TYPE* is one of the bitwise AMO types specified by Table 8.

##### C/C++:

```

TYPE shmem_TYPENAME_atomic_fetch_and(TYPE *dest, TYPE value, int pe);
TYPE shmem_ctx_TYPENAME_atomic_fetch_and(shmem_ctx_t ctx, TYPE *dest, TYPE value, int pe);

```

where *TYPE* is one of the bitwise AMO types and has a corresponding *TYPENAME* specified by Table 8.

#### DESCRIPTION

##### Arguments

<b>IN</b>	<i>ctx</i>	A context handle specifying the context on which to perform the operation. When this argument is not provided, the operation is performed on the default context.
<b>OUT</b>	<i>dest</i>	Symmetric address of the destination data object. The type of <i>dest</i> should match that implied in the SYNOPSIS section.
<b>IN</b>	<i>value</i>	The operand to the bitwise AND operation. The type of <i>value</i> should match that implied in the SYNOPSIS section.
<b>IN</b>	<i>pe</i>	PE number of the remote PE relative to the team associated with the given <i>ctx</i> when provided, or the default context otherwise.

##### API Description

*shmem\_atomic\_fetch\_and* atomically performs a fetching bitwise AND on the remotely accessible data object pointed to by *dest* at PE *pe* with the operand *value*.

##### Return Values

The value pointed to by *dest* on PE *pe* immediately before the operation is performed.



### 9.7.1.10 SHMEM\_ATOMIC\_AND

Atomically perform a non-fetching bitwise AND operation on a remote data object.

#### SYNOPSIS

##### C11:

```
void shmem_atomic_and(TYPE *dest, TYPE value, int pe);
void shmem_atomic_and(shmem_ctx_t ctx, TYPE *dest, TYPE value, int pe);
```

where *TYPE* is one of the bitwise AMO types specified by Table 8.

##### C/C++:

```
void shmem_TYPENAME_atomic_and(TYPE *dest, TYPE value, int pe);
void shmem_ctx_TYPENAME_atomic_and(shmem_ctx_t ctx, TYPE *dest, TYPE value, int pe);
```

where *TYPE* is one of the bitwise AMO types and has a corresponding *TYPENAME* specified by Table 8.

#### DESCRIPTION

##### Arguments

<b>IN</b>	<i>ctx</i>	A context handle specifying the context on which to perform the operation. When this argument is not provided, the operation is performed on the default context.
<b>OUT</b>	<i>dest</i>	Symmetric address of the destination data object. The type of <i>dest</i> should match that implied in the SYNOPSIS section.
<b>IN</b>	<i>value</i>	The operand to the bitwise AND operation. The type of <i>value</i> should match that implied in the SYNOPSIS section.
<b>IN</b>	<i>pe</i>	PE number of the remote PE relative to the team associated with the given <i>ctx</i> when provided, or the default context otherwise.

##### API Description

*shmem\_atomic\_and* atomically performs a non-fetching bitwise AND on the remotely accessible data object pointed to by *dest* at PE *pe* with the operand *value*.

##### Return Values

None.

### 9.7.1.11 SHMEM\_ATOMIC\_FETCH\_OR

Atomically perform a fetching bitwise OR operation on a remote data object.

#### SYNOPSIS

##### C11:

```
TYPE shmem_atomic_fetch_or(TYPE *dest, TYPE value, int pe);
TYPE shmem_atomic_fetch_or(shmem_ctx_t ctx, TYPE *dest, TYPE value, int pe);
```

where *TYPE* is one of the bitwise AMO types specified by Table 8.

##### C/C++:

```
TYPE shmem_TYPENAME_atomic_fetch_or(TYPE *dest, TYPE value, int pe);
TYPE shmem_ctx_TYPENAME_atomic_fetch_or(shmem_ctx_t ctx, TYPE *dest, TYPE value, int pe);
```

where *TYPE* is one of the bitwise AMO types and has a corresponding *TYPENAME* specified by Table 8.

## DESCRIPTION

### Arguments

<b>IN</b>	<i>ctx</i>	A context handle specifying the context on which to perform the operation. When this argument is not provided, the operation is performed on the default context.
<b>OUT</b>	<i>dest</i>	Symmetric address of the destination data object. The type of <i>dest</i> should match that implied in the SYNOPSIS section.
<b>IN</b>	<i>value</i>	The operand to the bitwise OR operation. The type of <i>value</i> should match that implied in the SYNOPSIS section.
<b>IN</b>	<i>pe</i>	PE number of the remote PE relative to the team associated with the given <i>ctx</i> when provided, or the default context otherwise.

### API Description

*shmem\_atomic\_fetch\_or* atomically performs a fetching bitwise OR on the remotely accessible data object pointed to by *dest* at PE *pe* with the operand *value*.

### Return Values

The value pointed to by *dest* on PE *pe* immediately before the operation is performed.

### 9.7.1.12 SHMEM\_ATOMIC\_OR

Atomically perform a non-fetching bitwise OR operation on a remote data object.

## SYNOPSIS

### C11:

```
void shmem_atomic_or(TYPE *dest, TYPE value, int pe);
void shmem_atomic_or(shmem_ctx_t ctx, TYPE *dest, TYPE value, int pe);
```

where *TYPE* is one of the bitwise AMO types specified by Table 8.

### C/C++:

```
void shmem_TYPENAME_atomic_or(TYPE *dest, TYPE value, int pe);
void shmem_ctx_TYPENAME_atomic_or(shmem_ctx_t ctx, TYPE *dest, TYPE value, int pe);
```

where *TYPE* is one of the bitwise AMO types and has a corresponding *TYPENAME* specified by Table 8.

## DESCRIPTION

### Arguments

<b>IN</b>	<i>ctx</i>	A context handle specifying the context on which to perform the operation. When this argument is not provided, the operation is performed on the default context.
<b>OUT</b>	<i>dest</i>	Symmetric address of the destination data object. The type of <i>dest</i> should match that implied in the SYNOPSIS section.
<b>IN</b>	<i>value</i>	The operand to the bitwise OR operation. The type of <i>value</i> should match that implied in the SYNOPSIS section.
<b>IN</b>	<i>pe</i>	PE number of the remote PE relative to the team associated with the given <i>ctx</i> when provided, or the default context otherwise.

**API Description**

*shmem\_atomic\_or* atomically performs a non-fetching bitwise OR on the remotely accessible data object pointed to by *dest* at PE *pe* with the operand *value*.

**Return Values**

None.

**9.7.1.13 SHMEM\_ATOMIC\_FETCH\_XOR**

Atomically perform a fetching bitwise exclusive OR (XOR) operation on a remote data object.

**SYNOPSIS****C11:**

```
TYPE shmem_atomic_fetch_xor(TYPE *dest, TYPE value, int pe);
TYPE shmem_atomic_fetch_xor(shmem_ctx_t ctx, TYPE *dest, TYPE value, int pe);
```

where *TYPE* is one of the bitwise AMO types specified by Table 8.

**C/C++:**

```
TYPE shmem_TYPENAME_atomic_fetch_xor(TYPE *dest, TYPE value, int pe);
TYPE shmem_ctx_TYPENAME_atomic_fetch_xor(shmem_ctx_t ctx, TYPE *dest, TYPE value, int pe);
```

where *TYPE* is one of the bitwise AMO types and has a corresponding *TYPENAME* specified by Table 8.

**DESCRIPTION****Arguments**

<b>IN</b>	<i>ctx</i>	A context handle specifying the context on which to perform the operation. When this argument is not provided, the operation is performed on the default context.
<b>OUT</b>	<i>dest</i>	Symmetric address of the destination data object. The type of <i>dest</i> should match that implied in the SYNOPSIS section.
<b>IN</b>	<i>value</i>	The operand to the bitwise XOR operation. The type of <i>value</i> should match that implied in the SYNOPSIS section.
<b>IN</b>	<i>pe</i>	PE number of the remote PE relative to the team associated with the given <i>ctx</i> when provided, or the default context otherwise.

**API Description**

*shmem\_atomic\_fetch\_xor* atomically performs a fetching bitwise XOR on the remotely accessible data object pointed to by *dest* at PE *pe* with the operand *value*.

**Return Values**

The value pointed to by *dest* on PE *pe* immediately before the operation is performed.

**9.7.1.14 SHMEM\_ATOMIC\_XOR**

Atomically perform a non-fetching bitwise exclusive OR (XOR) operation on a remote data object.

**SYNOPSIS****C11:**

```
void shmem_atomic_xor(TYPE *dest, TYPE value, int pe);
void shmem_ctx_atomic_xor(shmem_ctx_t ctx, TYPE *dest, TYPE value, int pe);
```

where *TYPE* is one of the bitwise AMO types specified by Table 8.

**C/C++:**

```
void shmem_TYPENAME_atomic_xor(TYPE *dest, TYPE value, int pe);
void shmem_ctx_TYPENAME_atomic_xor(shmem_ctx_t ctx, TYPE *dest, TYPE value, int pe);
```

where *TYPE* is one of the bitwise AMO types and has a corresponding *TYPENAME* specified by Table 8.

## DESCRIPTION

### Arguments

<b>IN</b>	<i>ctx</i>	A context handle specifying the context on which to perform the operation. When this argument is not provided, the operation is performed on the default context.
<b>OUT</b>	<i>dest</i>	Symmetric address of the destination data object. The type of <i>dest</i> should match that implied in the SYNOPSIS section.
<b>IN</b>	<i>value</i>	The operand to the bitwise XOR operation. The type of <i>value</i> should match that implied in the SYNOPSIS section.
<b>IN</b>	<i>pe</i>	PE number of the remote PE relative to the team associated with the given <i>ctx</i> when provided, or the default context otherwise.

### API Description

*shmem\_atomic\_xor* atomically performs a non-fetching bitwise XOR on the remotely accessible data object pointed to by *dest* at PE *pe* with the operand *value*.

### Return Values

None.

## 9.7.2 Nonblocking Atomic Memory Operations

### 9.7.2.1 SHMEM\_ATOMIC\_FETCH\_NBI

The nonblocking atomic fetch routine provides a method for atomically fetching the value of a remote data object.

## SYNOPSIS

**C11:**

```
void shmem_atomic_fetch_nbi(TYPE *fetch, const TYPE *source, int pe);
void shmem_ctx_atomic_fetch_nbi(shmem_ctx_t ctx, TYPE *fetch, const TYPE *source, int pe);
```

where *TYPE* is one of the extended AMO types specified by Table 7.

**C/C++:**

```
void shmem_TYPENAME_atomic_fetch_nbi(TYPE *fetch, const TYPE *source, int pe);
void shmem_ctx_TYPENAME_atomic_fetch_nbi(shmem_ctx_t ctx, TYPE *fetch, const TYPE *source, int pe);
```

where *TYPE* is one of the extended AMO types and has a corresponding *TYPENAME* specified by Table 7.

## DESCRIPTION

**Arguments**

<b>IN</b>	<i>ctx</i>	A context handle specifying the context on which to perform the operation. When this argument is not provided, the operation is performed on the default context.
<b>OUT</b>	<i>fetch</i>	Local address of data object to be updated. The type of <i>fetch</i> should match that implied in the SYNOPSIS section.
<b>OUT</b>	<i>source</i>	Symmetric address of the source data object. The type of <i>source</i> should match that implied in the SYNOPSIS section.
<b>IN</b>	<i>pe</i>	PE number of the remote PE relative to the team associated with the given <i>ctx</i> when provided, or the default context otherwise.

**API Description**

The nonblocking atomic fetch routines perform a nonblocking fetch of a value atomically from a remote data object. This routine returns after initiating the operation. The operation is considered complete after a subsequent call to *shmem\_quiet*. At the completion of *shmem\_quiet*, contents of the *source* data object from PE has been fetched into *fetch* local data object.

**Return Values**

None.

**9.7.2.2 SHMEM\_ATOMIC\_COMPARE\_SWAP\_NBI**

The nonblocking atomic routine provides a method for performing an atomic conditional swap on a remote data object.

**SYNOPSIS****C11:**

```
void shmem_atomic_compare_swap_nbi(TYPE *fetch, TYPE *dest, TYPE cond, TYPE value, int pe);
void shmem_atomic_compare_swap_nbi(shmem_ctx_t ctx, TYPE *fetch, TYPE *dest, TYPE cond, TYPE
value, int pe);
```

where *TYPE* is one of the standard AMO types specified by Table 6.

**C/C++:**

```
void shmem_TYPENAME_atomic_compare_swap_nbi(TYPE *fetch, TYPE *dest, TYPE cond, TYPE value,
int pe);
void shmem_ctx_TYPENAME_atomic_compare_swap_nbi(shmem_ctx_t ctx, TYPE *fetch, TYPE *dest,
TYPE cond, TYPE value, int pe);
```

where *TYPE* is one of the standard AMO types and has a corresponding *TYPENAME* specified by Table 6.

**DESCRIPTION****Arguments**

<b>IN</b>	<i>ctx</i>	A context handle specifying the context on which to perform the operation. When this argument is not provided, the operation is performed on the default context.
<b>OUT</b>	<i>fetch</i>	Local address of data object to be updated. The type of <i>fetch</i> should match that implied in the SYNOPSIS section.
<b>OUT</b>	<i>dest</i>	Symmetric address of the destination data object. The type of <i>dest</i> should match that implied in the SYNOPSIS section.

<b>IN</b>	<i>cond</i>	<i>cond</i> is compared to the remote <i>dest</i> value. If <i>cond</i> and the remote <i>dest</i> are equal, then <i>value</i> is swapped into the remote <i>dest</i> ; otherwise, the remote <i>dest</i> is unchanged. The type of <i>cond</i> should match that implied in the SYNOPSIS section.
<b>IN</b>	<i>value</i>	The value to be atomically written to the remote PE. The type of <i>value</i> should match that implied in the SYNOPSIS section.
<b>IN</b>	<i>pe</i>	PE number of the remote PE relative to the team associated with the given <i>ctx</i> when provided, or the default context otherwise.

**API Description**

The nonblocking conditional swap routines conditionally update a *dest* data object on the specified PE as an atomic operation and fetches the prior contents of the *dest* data object into the *fetch* local data object. This routine returns after initiating the operation. The operation is considered complete after a subsequent call to *shmem\_quiet*. At the completion of *shmem\_quiet*, prior contents of the *dest* data object have been fetched into *fetch* local data object and the contents of *value* have been conditionally updated into *dest* on the remote PE.

**Return Values**

None.

**9.7.2.3 SHMEM\_ATOMIC\_SWAP\_NBI**

This nonblocking atomic operation performs an atomic swap to a remote data object.

**SYNOPSIS****C11:**

```
void shmem_atomic_swap_nbi(TYPE *fetch, TYPE *dest, TYPE value, int pe);
void shmem_atomic_swap_nbi(shmem_ctx_t ctx, TYPE *fetch, TYPE *dest, TYPE value, int pe);
```

where *TYPE* is one of the extended AMO types specified by Table 7.

**C/C++:**

```
void shmem_TYPENAME_atomic_swap_nbi(TYPE *fetch, TYPE *dest, TYPE value, int pe);
void shmem_ctx_TYPENAME_atomic_swap_nbi(shmem_ctx_t ctx, TYPE *fetch, TYPE *dest, TYPE
value, int pe);
```

where *TYPE* is one of the extended AMO types and has a corresponding *TYPENAME* specified by Table 7.

**DESCRIPTION****Arguments**

<b>IN</b>	<i>ctx</i>	A context handle specifying the context on which to perform the operation. When this argument is not provided, the operation is performed on the default context.
<b>OUT</b>	<i>fetch</i>	Local address of data object to be updated. The type of <i>fetch</i> should match that implied in the SYNOPSIS section.
<b>OUT</b>	<i>dest</i>	Symmetric address of the destination data object. The type of <i>dest</i> should match that implied in the SYNOPSIS section.
<b>IN</b>	<i>value</i>	The value to be atomically written to the remote PE. The type of <i>value</i> should match that implied in the SYNOPSIS section.
<b>IN</b>	<i>pe</i>	PE number of the remote PE relative to the team associated with the given <i>ctx</i> when provided, or the default context otherwise.

**API Description**

The nonblocking *shmem\_atomic\_swap\_nbi* routines perform an atomic swap operation. This routine returns after initiating the operation. The operation is considered complete after a subsequent call to *shmem\_quiet*. At the completion of *shmem\_quiet*, it has written *value* into *dest* on PE and fetched the prior contents of *dest* into *fetch* local data object.

**Return Values**

None.

**9.7.2.4 SHMEM\_ATOMIC\_FETCH\_INC\_NBI**

This nonblocking atomic routine performs an atomic fetch-and-increment operation on a remote data object.

**SYNOPSIS****C11:**

```
void shmem_atomic_fetch_inc_nbi(TYPE *fetch, TYPE *dest, int pe);
void shmem_ctx_atomic_fetch_inc_nbi(shmem_ctx_t ctx, TYPE *fetch, TYPE *dest, int pe);
```

where *TYPE* is one of the standard AMO types specified by Table 6.

**C/C++:**

```
void shmem_TYPENAME_atomic_fetch_inc_nbi(TYPE *fetch, TYPE *dest, int pe);
void shmem_ctx_TYPENAME_atomic_fetch_inc_nbi(shmem_ctx_t ctx, TYPE *fetch, TYPE *dest, int pe);
```

where *TYPE* is one of the standard AMO types and has a corresponding *TYPENAME* specified by Table 6.

**DESCRIPTION****Arguments**

<b>IN</b>	<i>ctx</i>	A context handle specifying the context on which to perform the operation. When this argument is not provided, the operation is performed on the default context.
<b>OUT</b>	<i>fetch</i>	Local address of data object to be updated. The type of <i>fetch</i> should match that implied in the SYNOPSIS section.
<b>OUT</b>	<i>dest</i>	Symmetric address of the destination data object. The type of <i>dest</i> should match that implied in the SYNOPSIS section.
<b>IN</b>	<i>pe</i>	PE number of the remote PE relative to the team associated with the given <i>ctx</i> when provided, or the default context otherwise.

**API Description**

The nonblocking *shmem\_atomic\_fetch\_inc\_nbi* routines perform an atomic fetch-and-increment operation. This routine returns after initiating the operation. The operation is considered complete after a subsequent call to *shmem\_quiet*. At the completion of *shmem\_quiet*, *dest* on PE *pe* has been increased by one and the previous contents of *dest* fetched into the *fetch* local data object.

**Return Values**

None.

### 9.7.2.5 SHMEM\_ATOMIC\_FETCH\_ADD\_NBI

The nonblocking atomic routine performs an atomic fetch-and-add operation on a remote data object.

#### SYNOPSIS

##### C11:

```
void shmem_atomic_fetch_add_nbi(TYPE *fetch, TYPE *dest, TYPE value, int pe);
void shmem_atomic_fetch_add_nbi(shmem_ctx_t ctx, TYPE *fetch, TYPE *dest, TYPE value, int
pe);
```

where *TYPE* is one of the standard AMO types specified by Table 6.

##### C/C++:

```
void shmem_TYPENAME_atomic_fetch_add_nbi(TYPE *fetch, TYPE *dest, TYPE value, int pe);
void shmem_ctx_TYPENAME_atomic_fetch_add_nbi(shmem_ctx_t ctx, TYPE *fetch, TYPE *dest, TYPE
value, int pe);
```

where *TYPE* is one of the standard AMO types and has a corresponding *TYPENAME* specified by Table 6.

#### DESCRIPTION

##### Arguments

IN	<i>ctx</i>	A context handle specifying the context on which to perform the operation. When this argument is not provided, the operation is performed on the default context.
OUT	<i>fetch</i>	Local address of data object to be updated. The type of <i>fetch</i> should match that implied in the SYNOPSIS section.
OUT	<i>dest</i>	Symmetric address of the destination data object. The type of <i>dest</i> should match that implied in the SYNOPSIS section.
IN	<i>value</i>	The operand to the atomic fetch-and-add operation. The type of <i>value</i> should match that implied in the SYNOPSIS section.
IN	<i>pe</i>	PE number of the remote PE relative to the team associated with the given <i>ctx</i> when provided, or the default context otherwise.

##### API Description

The nonblocking *shmem\_atomic\_fetch\_add\_nbi* routines perform an atomic fetch-and-add operation. An atomic fetch-and-add operation fetches the old *dest* and adds *value* to *dest* without the possibility of another atomic operation on the *dest* between the time of the fetch and the update. This routine returns after initiating the operation. The operation is considered complete after a subsequent call to *shmem\_quiet*. At the completion of *shmem\_quiet*, *value* has been added to *dest* on *pe* and the prior contents of *dest* fetched into the *fetch* local data object.

##### Return Values

None.

### 9.7.2.6 SHMEM\_ATOMIC\_FETCH\_AND\_NBI

This nonblocking atomic operation performs an atomic fetching bitwise AND operation on a remote data object.

#### SYNOPSIS

##### C11:



```
void shmem_atomic_fetch_and_nbi(TYPE *fetch, TYPE *dest, TYPE value, int pe);
void shmem_ctx_atomic_fetch_and_nbi(shmem_ctx_t ctx, TYPE *fetch, TYPE *dest, TYPE value, int
pe);
```

where *TYPE* is one of the bitwise AMO types specified by Table 8.

#### C/C++:

```
void shmem_TYPENAME_atomic_fetch_and_nbi(TYPE *fetch, TYPE *dest, TYPE value, int pe);
void shmem_ctx_TYPENAME_atomic_fetch_and_nbi(shmem_ctx_t ctx, TYPE *fetch, TYPE *dest, TYPE
value, int pe);
```

where *TYPE* is one of the bitwise AMO types and has a corresponding *TYPENAME* specified by Table 8.

## DESCRIPTION

### Arguments

<b>IN</b>	<i>ctx</i>	A context handle specifying the context on which to perform the operation. When this argument is not provided, the operation is performed on the default context.
<b>OUT</b>	<i>fetch</i>	Local address of data object to be updated. The type of <i>fetch</i> should match that implied in the SYNOPSIS section.
<b>OUT</b>	<i>dest</i>	Symmetric address of the destination data object. The type of <i>dest</i> should match that implied in the SYNOPSIS section.
<b>IN</b>	<i>value</i>	The operand to the bitwise AND operation. The type of <i>value</i> should match that implied in the SYNOPSIS section.
<b>IN</b>	<i>pe</i>	PE number of the remote PE relative to the team associated with the given <i>ctx</i> when provided, or the default context otherwise.

### API Description

The nonblocking *shmem\_atomic\_fetch\_and\_nbi* routines perform an atomic fetching bitwise AND on the remotely accessible data object pointed by *dest* at PE *pe* with the operand *value*. This routine returns after initiating the operation. The operation is considered complete after a subsequent call to *shmem\_quiet*. At the completion of *shmem\_quiet*, these routines have performed a fetching bitwise AND on *dest* at PE *pe* with the operand *value* and fetched the prior contents of *dest* into the *fetch* local data object.

### Return Values

None.

### 9.7.2.7 SHMEM\_ATOMIC\_FETCH\_OR\_NBI

This nonblocking atomic operation performs an atomic fetching bitwise OR operation on a remote data object.

## SYNOPSIS

### C11:

```
void shmem_atomic_fetch_or_nbi(TYPE *fetch, TYPE *dest, TYPE value, int pe);
void shmem_ctx_atomic_fetch_or_nbi(shmem_ctx_t ctx, TYPE *fetch, TYPE *dest, TYPE value, int pe);
```

where *TYPE* is one of the bitwise AMO types specified by Table 8.

### C/C++:

```
void shmem_TYPENAME_atomic_fetch_or_nbi(TYPE *fetch, TYPE *dest, TYPE value, int pe);
void shmem_ctx_TYPENAME_atomic_fetch_or_nbi(shmem_ctx_t ctx, TYPE *fetch, TYPE *dest, TYPE
value, int pe);
```

where *TYPE* is one of the bitwise AMO types and has a corresponding *TYPENAME* specified by Table 8.

## DESCRIPTION

### Arguments

<b>IN</b>	<i>ctx</i>	A context handle specifying the context on which to perform the operation. When this argument is not provided, the operation is performed on the default context.
<b>OUT</b>	<i>fetch</i>	Local address of data object to be updated. The type of <i>fetch</i> should match that implied in the SYNOPSIS section.
<b>OUT</b>	<i>dest</i>	Symmetric address of the destination data object. The type of <i>dest</i> should match that implied in the SYNOPSIS section.
<b>IN</b>	<i>value</i>	The operand to the bitwise OR operation. The type of <i>value</i> should match that implied in the SYNOPSIS section.
<b>IN</b>	<i>pe</i>	PE number of the remote PE relative to the team associated with the given <i>ctx</i> when provided, or the default context otherwise.

### API Description

The nonblocking *shmem\_atomic\_fetch\_or\_nbi* routines perform an atomic fetching bitwise OR on the remotely accessible data object pointed by *dest* at PE *pe* with the operand *value*. This routine returns after initiating the operation. The operation is considered complete after a subsequent call to *shmem\_quiet*. At the completion of *shmem\_quiet*, these routines have performed a fetching bitwise OR on *dest* at PE *pe* with the operand *value* and fetched the prior contents of *dest* into the *fetch* local data object.

### Return Values

None.

### 9.7.2.8 SHMEM\_ATOMIC\_FETCH\_XOR\_NBI

This nonblocking atomic operation performs an atomic fetching bitwise XOR operation on a remote data object.

## SYNOPSIS

### C11:

```
void shmem_atomic_fetch_xor_nbi(TYPE *fetch, TYPE *dest, TYPE value, int pe);
void shmem_ctx_atomic_fetch_xor_nbi(shmem_ctx_t ctx, TYPE *fetch, TYPE *dest, TYPE value, int pe);
```

where *TYPE* is one of the bitwise AMO types specified by Table 8.

### C/C++:

```
void shmem_TYPENAME_atomic_fetch_xor_nbi(TYPE *fetch, TYPE *dest, TYPE value, int pe);
void shmem_ctx_TYPENAME_atomic_fetch_xor_nbi(shmem_ctx_t ctx, TYPE *fetch, TYPE *dest, TYPE value, int pe);
```

where *TYPE* is one of the bitwise AMO types and has a corresponding *TYPENAME* specified by Table 8.

## DESCRIPTION

### Arguments

<b>IN</b>	<i>ctx</i>	A context handle specifying the context on which to perform the operation. When this argument is not provided, the operation is performed on the default context.
<b>OUT</b>	<i>fetch</i>	Local address of data object to be updated. The type of <i>fetch</i> should match that implied in the SYNOPSIS section.
<b>OUT</b>	<i>dest</i>	Symmetric address of the destination data object. The type of <i>dest</i> should match that implied in the SYNOPSIS section.
<b>IN</b>	<i>value</i>	The operand to the bitwise XOR operation. The type of <i>value</i> should match that implied in the SYNOPSIS section.
<b>IN</b>	<i>pe</i>	PE number of the remote PE relative to the team associated with the given <i>ctx</i> when provided, or the default context otherwise.

### API Description

The nonblocking *shmem\_atomic\_fetch\_xor\_nbi* routines perform an atomic fetching bitwise XOR on the remotely accessible data object pointed by *dest* at PE *pe* with the operand *value*. This routine returns after initiating the operation. The operation is considered complete after a subsequent call to *shmem\_quiet*. At the completion of *shmem\_quiet*, these routines have performed a fetching bitwise XOR on *dest* at PE *pe* with the operand *value* and fetched the prior contents of *dest* into the *fetch* local data object.

### Return Values

None.

## 9.8 Signaling Operations

This section specifies the OpenSHMEM support for *put-with-signal*, nonblocking *put-with-signal*, and *signal-{add, fetch, set}* routines. The put-with-signal routines provide a method for copying data from a contiguous local data object to a data object on a specified PE and subsequently updating a remote flag to signal completion. The signal-add and signal-set routines provide methods for updating the signal object without the associated data transfer of a put-with-signal operation. The signal-fetch routine provides support for reading a local signal value.

OpenSHMEM *put-with-signal* and *signal-{add, set}* routines specified in this section have two variants. In one of the variants, the context handle, *ctx*, is explicitly passed as an argument. In this variant, the operation is performed on the specified context. If the context handle *ctx* does not correspond to a valid context, the behavior is undefined. In the other variant, the context handle is not explicitly passed and thus, the operations are performed on the default context.

### 9.8.1 Atomicity Guarantees for Signaling Operations

All signaling operations *put-with-signal*, nonblocking *put-with-signal*, and *signal-{add, fetch, set}* are performed on a signal data object, a remotely accessible symmetric object of type *uint64\_t*. A signal operator in the *put-with-signal* routine is an OpenSHMEM library constant that determines the type of update to be performed as a signal on the signal data object.

All signaling operations on the signal data object complete as if performed atomically with respect to the following:

- other blocking or nonblocking variant of the *put-with-signal* routine that updates the signal data object using the same signal update operator;
- signal-add routine when the *put-with-signal* routine uses the *SHMEM\_SIGNAL\_ADD* signal operator;
- signal-set routine when the *put-with-signal* routine uses the *SHMEM\_SIGNAL\_SET* signal operator;
- signal-fetch routine that fetches the signal data object; and
- any point-to-point synchronization routine that accesses the signal data object.

### 9.8.2 Available Signal Operators

With the atomicity guarantees as described in Section 9.8.1, the following options can be used as a signal operator.

<code>SHMEM_SIGNAL_SET</code>	An update to signal data object is an atomic set operation. It writes an unsigned 64-bit value as a signal into the signal data object on a remote <i>PE</i> as an atomic operation.
<code>SHMEM_SIGNAL_ADD</code>	An update to signal data object is an atomic add operation. It adds an unsigned 64-bit value as a signal into the signal data object on a remote <i>PE</i> as an atomic operation.

### 9.8.3 SHMEM\_PUT\_SIGNAL

The *put-with-signal* routines provide a method for copying data from a contiguous local data object to a data object on a specified PE and subsequently updating a remote flag to signal completion.

#### SYNOPSIS

##### C11:

```
void shmem_put_signal(TYPE *dest, const TYPE *source, size_t nelems, uint64_t *sig_addr,
                    uint64_t signal, int sig_op, int pe);
void shmem_put_signal(shmem_ctx_t ctx, TYPE *dest, const TYPE *source, size_t nelems,
                    uint64_t *sig_addr, uint64_t signal, int sig_op, int pe);
```

where *TYPE* is one of the standard RMA types specified by Table 5.

##### C/C++:

```
void shmem_TYPENAME_put_signal(TYPE *dest, const TYPE *source, size_t nelems, uint64_t
                             *sig_addr, uint64_t signal, int sig_op, int pe);
void shmem_ctx_TYPENAME_put_signal(shmem_ctx_t ctx, TYPE *dest, const TYPE *source, size_t
                             nelems, uint64_t *sig_addr, uint64_t signal, int sig_op, int pe);
```

where *TYPE* is one of the standard RMA types and has a corresponding *TYPENAME* specified by Table 5.

```
void shmem_put_SIZE_signal(void *dest, const void *source, size_t nelems, uint64_t *sig_addr,
                          uint64_t signal, int sig_op, int pe);
void shmem_ctx_put_SIZE_signal(shmem_ctx_t ctx, void *dest, const void *source, size_t
                              nelems, uint64_t *sig_addr, uint64_t signal, int sig_op, int pe);
```

where *SIZE* is one of 8, 16, 32, 64, 128.

```
void shmem_putmem_signal(void *dest, const void *source, size_t nelems, uint64_t *sig_addr,
                       uint64_t signal, int sig_op, int pe);
void shmem_ctx_putmem_signal(shmem_ctx_t ctx, void *dest, const void *source, size_t nelems,
                           uint64_t *sig_addr, uint64_t signal, int sig_op, int pe);
```

#### DESCRIPTION

##### Arguments

<b>IN</b>	<i>ctx</i>	A context handle specifying the context on which to perform the operation. When this argument is not provided, the operation is performed on the default context.
<b>OUT</b>	<i>dest</i>	Symmetric address of the data object to be updated on the remote PE. The type of <i>dest</i> should match that implied in the SYNOPSIS section.
<b>IN</b>	<i>source</i>	Local address of data object containing the data to be copied. The type of <i>source</i> should match that implied in the SYNOPSIS section.
<b>IN</b>	<i>nelems</i>	Number of elements in the <i>dest</i> and <i>source</i> arrays. For <i>shmem_putmem_signal</i> and <i>shmem_ctx_putmem_signal</i> , elements are bytes.

<b>OUT</b>	<i>sig_addr</i>	Symmetric address of the signal data object to be updated on the remote PE as a signal.
<b>IN</b>	<i>signal</i>	Unsigned 64-bit value that is used for updating the remote <i>sig_addr</i> signal data object.
<b>IN</b>	<i>sig_op</i>	Signal operator that represents the type of update to be performed on the remote <i>sig_addr</i> signal data object.
<b>IN</b>	<i>pe</i>	PE number of the remote PE relative to the team associated with the given <i>ctx</i> when provided, or the default context otherwise.

### API Description

The *put-with-signal* routines provide a method for copying data from a contiguous local data object to a data object on a specified PE and subsequently updating a remote flag to signal completion. The routines return after the data has been copied out of the *source* array on the local PE.

The *sig\_op* signal operator determines the type of update to be performed on the remote *sig\_addr* signal data object. The completion of signal update based on the *sig\_op* signal operator using the *signal* flag on the remote PE indicates the delivery of its corresponding *dest* data words into the data object on the remote PE.

An update to the *sig\_addr* signal data object through a *put-with-signal* routine completes as if performed atomically as described in Section 9.8.1. The various options as described in Section 9.8.2 can be used as the *sig\_op* signal operator.

### Return Values

None.

### Notes

The *dest* and *sig\_addr* data objects must both be remotely accessible. The *sig\_addr* and *dest* could be of different kinds, for example, one could be a global/static C variable and the other could be allocated on the symmetric heap.

*sig\_addr* and *dest* may not be overlapping in memory.

The completion of signal update using the *signal* flag on the remote PE indicates only the delivery of its corresponding *dest* data words into the data object on the remote PE. Without a memory-ordering operation, there is no implied ordering between the signal update of a *put-with-signal* routine and another data transfer. For example, the completion of the signal update in a sequence consisting of a put routine followed by a *put-with-signal* routine does not imply delivery of the put routine's data.

### EXAMPLES

**Example 27.** The following example demonstrates the usage of *shmem\_put\_signal*. It shows the implementation of a broadcast operation from PE 0 to itself and all other PEs in the job as a simple ring-based algorithm using *shmem\_put\_signal*:

```
#include <shmem.h>
#include <stdio.h>
#include <stdlib.h>
#include <string.h>

int main(void) {
    int i, err_count = 0;

    shmem_init();

    size_t size = 2048;
    int mype = shmem_my_pe();
    int npes = shmem_n_pes();
    int pe = (mype + 1) % npes;
    uint64_t *message = malloc(size * sizeof(uint64_t));
```

```

static uint64_t sig_addr = 0;

for (i = 0; i < size; i++) {
    message[i] = mype;
}

uint64_t *data = shmem_calloc(size, sizeof(uint64_t));

if (mype == 0) {
    shmem_put_signal(data, message, size, &sig_addr, 1, SHMEM_SIGNAL_SET, pe);
}
else {
    shmem_wait_until(&sig_addr, SHMEM_CMP_EQ, 1);
    shmem_put_signal(data, data, size, &sig_addr, 1, SHMEM_SIGNAL_SET, pe);
}

free(message);
shmem_free(data);

shmem_finalize();
return 0;
}

```

#### 9.8.4 SHMEM\_PUT\_SIGNAL\_NBI

The nonblocking *put-with-signal* routines provide a method for copying data from a contiguous local data object to a data object on a specified PE and subsequently updating a remote flag to signal completion.

#### SYNOPSIS

##### C11:

```

void shmem_put_signal_nbi(TYPE *dest, const TYPE *source, size_t nelems, uint64_t *sig_addr,
    uint64_t signal, int sig_op, int pe);
void shmem_put_signal_nbi(shmem_ctx_t ctx, TYPE *dest, const TYPE *source, size_t nelems,
    uint64_t *sig_addr, uint64_t signal, int sig_op, int pe);

```

where *TYPE* is one of the standard RMA types specified by Table 5.

##### C/C++:

```

void shmem_TYPENAME_put_signal_nbi(TYPE *dest, const TYPE *source, size_t nelems, uint64_t
    *sig_addr, uint64_t signal, int sig_op, int pe);
void shmem_ctx_TYPENAME_put_signal_nbi(shmem_ctx_t ctx, TYPE *dest, const TYPE *source,
    size_t nelems, uint64_t *sig_addr, uint64_t signal, int sig_op, int pe);

```

where *TYPE* is one of the standard RMA types and has a corresponding *TYPENAME* specified by Table 5.

```

void shmem_put_SIZE_signal_nbi(void *dest, const void *source, size_t nelems, uint64_t
    *sig_addr, uint64_t signal, int sig_op, int pe);
void shmem_ctx_put_SIZE_signal_nbi(shmem_ctx_t ctx, void *dest, const void *source, size_t
    nelems, uint64_t *sig_addr, uint64_t signal, int sig_op, int pe);

```

where *SIZE* is one of 8, 16, 32, 64, 128.

```

void shmem_putmem_signal_nbi(void *dest, const void *source, size_t nelems, uint64_t
    *sig_addr, uint64_t signal, int sig_op, int pe);
void shmem_ctx_putmem_signal_nbi(shmem_ctx_t ctx, void *dest, const void *source, size_t
    nelems, uint64_t *sig_addr, uint64_t signal, int sig_op, int pe);

```

#### DESCRIPTION

**Arguments**

<b>IN</b>	<i>ctx</i>	A context handle specifying the context on which to perform the operation. When this argument is not provided, the operation is performed on the default context.
<b>OUT</b>	<i>dest</i>	Symmetric address of the data object to be updated on the remote PE. The type of <i>dest</i> should match that implied in the SYNOPSIS section.
<b>IN</b>	<i>source</i>	Local address of data object containing the data to be copied. The type of <i>source</i> should match that implied in the SYNOPSIS section.
<b>IN</b>	<i>nelems</i>	Number of elements in the <i>dest</i> and <i>source</i> arrays. For <i>shmem_putmem_signal_nbi</i> and <i>shmem_ctx_putmem_signal_nbi</i> , elements are bytes.
<b>OUT</b>	<i>sig_addr</i>	Symmetric address of the signal data object to be updated on the remote PE as a signal.
<b>IN</b>	<i>signal</i>	Unsigned 64-bit value that is used for updating the remote <i>sig_addr</i> signal data object.
<b>IN</b>	<i>sig_op</i>	Signal operator that represents the type of update to be performed on the remote <i>sig_addr</i> signal data object.
<b>IN</b>	<i>pe</i>	PE number of the remote PE relative to the team associated with the given <i>ctx</i> when provided, or the default context otherwise.

**API Description**

The nonblocking *put-with-signal* routines provide a method for copying data from a contiguous local data object to a data object on a specified PE and subsequently updating a remote flag to signal completion.

The routines return after initiating the operation. The operation is considered complete after a subsequent call to *shmem\_quiet*. At the completion of *shmem\_quiet*, the data has been copied out of the *source* array on the local PE and delivered into the *dest* array on the destination PE.

The delivery of *signal* flag on the remote PE indicates only the delivery of its corresponding *dest* data words into the data object on the remote PE. Furthermore, two successive nonblocking *put-with-signal* routines, or a nonblocking *put-with-signal* routine with another data transfer may deliver data out of order unless a call to *shmem\_fence* is introduced between the two calls.

The *sig\_op* signal operator determines the type of update to be performed on the remote *sig\_addr* signal data object.

An update to the *sig\_addr* signal data object through a nonblocking *put-with-signal* routine completes as if performed atomically as described in Section 9.8.1. The various options as described in Section 9.8.2 can be used as the *sig\_op* signal operator.

**Return Values**

None.

**Notes**

The *dest* and *sig\_addr* data objects must both be remotely accessible. The *sig\_addr* and *dest* could be of different kinds, for example, one could be a global/static *C* variable and the other could be allocated on the symmetric heap.

*sig\_addr* and *dest* may not be overlapping in memory.

**9.8.5 SHMEM\_SIGNAL\_ADD**

Adds to a signal value of a remote data object.

**SYNOPSIS**

**C11:**

```
void shmem_signal_add(shmem_ctx_t ctx, uint64_t *sig_addr, uint64_t signal, int pe);
```

**C/C++:**

```
void shmem_signal_add(uint64_t *sig_addr, uint64_t signal, int pe);
void shmem_ctx_signal_add(shmem_ctx_t ctx, uint64_t *sig_addr, uint64_t signal, int pe);
```

**DESCRIPTION****Arguments**

<b>IN</b>	<i>ctx</i>	A context handle specifying the context on which to perform the operation. When this argument is not provided, the operation is performed on the default context.
<b>OUT</b>	<i>sig_addr</i>	Symmetric address of the signal data object to be updated on the remote PE.
<b>IN</b>	<i>signal</i>	Unsigned 64-bit value that is used for updating the remote <i>sig_addr</i> signal data object.
<b>IN</b>	<i>pe</i>	PE number of the remote PE relative to the team associated with the given <i>ctx</i> when provided, or the default context otherwise.

**API Description**

*shmem\_signal\_add* adds *value* to the signal data object pointed to by *sig\_addr* on PE *pe*. The update to the *sig\_addr* signal object at the calling PE is expected to satisfy the atomicity guarantees as described in Section 9.8.1.

**Return Values**

None.

**9.8.6 SHMEM\_SIGNAL\_FETCH**

Fetches the signal update on a local data object.

**SYNOPSIS****C/C++:**

```
uint64_t shmem_signal_fetch(const uint64_t *sig_addr);
```

**DESCRIPTION****Arguments**

<b>IN</b>	<i>sig_addr</i>	Local address of the remotely accessible signal variable.
-----------	-----------------	---

**API Description**

*shmem\_signal\_fetch* performs a fetch operation and returns the contents of the *sig\_addr* signal data object. Access to *sig\_addr* signal object at the calling PE is expected to satisfy the atomicity guarantees as described in Section 9.8.1.

**Return Values**

Returns the contents of the signal data object, *sig\_addr*, at the calling PE.



### 9.8.7 SHMEM\_SIGNAL\_SET

Sets the signal value of a remote data object.

#### SYNOPSIS

##### C11:

```
void shmem_signal_set(shmem_ctx_t ctx, uint64_t *sig_addr, uint64_t signal, int pe);
```

##### C/C++:

```
void shmem_signal_set(uint64_t *sig_addr, uint64_t signal, int pe);
void shmem_ctx_signal_set(shmem_ctx_t ctx, uint64_t *sig_addr, uint64_t signal, int pe);
```

#### DESCRIPTION

##### Arguments

<b>IN</b>	<i>ctx</i>	A context handle specifying the context on which to perform the operation. When this argument is not provided, the operation is performed on the default context.
<b>OUT</b>	<i>sig_addr</i>	Symmetric address of the signal data object to be updated on the remote PE.
<b>IN</b>	<i>signal</i>	Unsigned 64-bit value that is used for updating the remote <i>sig_addr</i> signal data object.
<b>IN</b>	<i>pe</i>	PE number of the remote PE relative to the team associated with the given <i>ctx</i> when provided, or the default context otherwise.

##### API Description

*shmem\_signal\_set* writes *value* into the signal data object pointed to by *sig\_addr* on PE *pe*. The update to the *sig\_addr* signal object at the calling PE is expected to satisfy the atomicity guarantees as described in Section 9.8.1.

##### Return Values

None.

## 9.9 Session Routines

OpenSHMEM *sessions* provide a mechanism for applications to inform the OpenSHMEM library of an upcoming sequence of communication routines that exhibit suitable patterns for runtime optimizations. A session is associated with a specific OpenSHMEM communication context (Section 9.5), and it indicates the beginning and ending of communication phases on that context. The *shmem\_ctx\_session\_start* routine indicates the beginning of a session, and the *shmem\_ctx\_session\_stop* routine indicates the end of a session. The *SHMEM\_CTX\_SESSION\_\** options (Table 9) indicate which patterns of OpenSHMEM RMA and AMO routines will occur within a session. These options serve only as *hints* to the library; it is up to the implementation whether or not to apply any optimizations within a session. A session may be provided a configuration argument that specifies attributes associated with the session. This configuration argument is of type *shmem\_ctx\_session\_config\_t*, which is detailed further in Section 9.4.3.

Usage of the OpenSHMEM session APIs on a particular context must comply with the requirements of all options set on that context. Starting and stopping OpenSHMEM sessions should not affect the completion or ordering semantics of any OpenSHMEM routines in the program. For these reasons, multi-threaded OpenSHMEM programs may require additional thread synchronization to ensure sessions hints are correctly applied to shareable contexts. Because sessions are associated with an OpenSHMEM communication context, routines not performed on a communication context (like collective routines) are ineligible for session hints.

The *shmem\_ctx\_session\_config\_t* object requires the *SIZE\_MAX* macro defined in *stdint.h* by C99 §7.18.3 and C11 §7.20.3.

### 9.9.1 SHMEM\_CTX\_SESSION\_CONFIG\_T

A structure type representing communication session configuration arguments

#### SYNOPSIS

C/C++:

```
typedef struct {
    size_t total_ops;
} shmem_ctx_session_config_t;
```

#### DESCRIPTION

##### Arguments

None.

##### API Description

A communication session configuration object is provided as an argument to the *shmem\_ctx\_session\_start* routine. The *shmem\_ctx\_session\_config\_t* object contains optional parameters that are associated with the options of a communication session. These parameters serve only as *hints* to the library; it is up to the implementation whether or not to use the parameter values within a session.

The *total\_ops* member indicates the expected maximum number of all calls to OpenSHMEM RMA routines within the session (i.e., after a call to *shmem\_ctx\_session\_start* and before a corresponding call to *shmem\_ctx\_session\_stop*). If *total\_ops* differs from the *actual* number of calls to OpenSHMEM RMA routines within the session, then application performance might be suboptimal; however, the result of any data transfers, completions, or memory ordering operations are unaffected by the value of *total\_ops*.

When passing a configuration structure to *shmem\_ctx\_session\_start*, the mask parameter specifies which fields the application requests to associate with the session. Any configuration parameter value that is not indicated in the mask will be ignored, and the default value will be used instead. Therefore, a program must set only the fields for which it does not want the default value.

A configuration mask is created through a bitwise OR operation of the following library constants. A configuration mask value of 0 indicates that the session should be started with the default values for all configuration parameters.

<i>SHMEM_CTX_SESSION_TOTAL_OPS</i>	The value of the <i>total_ops</i> member of the <i>config</i> structure is unmasked within the session and applied as a hint.
------------------------------------	---

The default values for configuration parameters are:

<i>total_ops = SIZE_MAX</i>	By default, the expected maximum number of calls to OpenSHMEM RMA routines in the session is set to the maximum value of a <i>size_t</i> variable, <i>SIZE_MAX</i> . This default setting indicates that the OpenSHMEM application chooses not to specify a value for <i>total_ops</i> .
-----------------------------	--

##### Notes

Users are discouraged from calling *shmem\_fence*, *shmem\_ctx\_fence*, *shmem\_quiet*, or *shmem\_ctx\_quiet* routines within a session whenever possible, because the library must impose strict completions to comply with ordering semantics. However, hints provided by *shmem\_ctx\_session\_config\_t* do not imply the occurrence of any completion or memory ordering operations. The requirements on buffers provided to OpenSHMEM routines that are *in-use* (as described in Section 4.2) apply regardless of any *shmem\_ctx\_session\_config\_t* hints.

## 9.9.2 SHMEM\_CTX\_SESSION\_START

Start a communication session.

### SYNOPSIS

C/C++:

```
void shmем_ctx_session_start(shmem_ctx_t ctx, long options, const shmем_ctx_session_config_t
*config, long config_mask);
```

### DESCRIPTION

#### Arguments

<b>IN</b>	<i>ctx</i>	A context handle specifying the context associated with this session.
<b>IN</b>	<i>options</i>	The set of requested options from Table 9 for this session. Multiple options may be requested by combining them with a bitwise OR operation; otherwise, 0 can be given if no options are requested.
<b>IN</b>	<i>config</i>	A pointer to the configuration parameters for the session.
<b>IN</b>	<i>config_mask</i>	The bitwise mask representing the set of configuration parameters to use from <i>config</i> .

#### API Description

*shmем\_ctx\_session\_start* is a non-collective routine that begins a session on communication context *ctx* with hints requested via *options*. Sessions on a communication context must be stopped with a call to *shmем\_ctx\_session\_stop* on the same context. If a session is already started on a given context, another call to *shmем\_ctx\_session\_start* on that same context combines new options via a bitwise OR operation. In such a case, unmasked member values in the *config* argument replace any existing configuration values that are already applied to the session.

If *ctx* compares equal to *SHMEM\_CTX\_INVALID* then *shmем\_ctx\_session\_start* performs no action and returns immediately.

No combination of *options* passed to *shmем\_ctx\_session\_start* results in undefined behavior, but some combinations may be detrimental for performance; for example, when selecting an option that is not applicable to the session. It is the user's responsibility to determine which combination of *options* benefits the performance of the session.

The *config* argument specifies session configuration parameters, which are described in Section 9.9.1.

The *config\_mask* argument is a bitwise mask representing the set of configuration parameters to use from *config*. A *config\_mask* value of 0 indicates that the session should be started with the default values for all configuration parameters. See Section 9.9.1 for field mask names and default configuration parameters.

#### Return Values

None.

#### Notes

The *shmем\_ctx\_session\_start* routine provides hints for improving performance, and OpenSHMEM implementations are not required to apply any optimization. *shmем\_ctx\_session\_start* is non-collective, so there is no implied synchronization. Blocking puts must be sufficiently small to benefit from batching, and the exact threshold for this benefit depends on the OpenSHMEM implementation and/or the application.

Option	Usage hint
<i>SHMEM_CTX_SESSION_BATCH</i>	<p>A <i>batch</i> is a series of calls to OpenSHMEM routines that occur within a session on a communication context (i.e., after a call to <i>shmem_ctx_session_start</i> and before a corresponding call to <i>shmem_ctx_session_stop</i>), that might tolerate an increase in individual call latencies. Designating a batch may provide an opportunity to decrease the overall overhead typically involved with the OpenSHMEM library implementing the series as individual RMA operations. In other words, the performance of OpenSHMEM programs that issue many consecutive and small-sized RMA routines might be improved by informing the library implementation ahead of time that it is free to delay transferring data in order to buffer, combine, and/or coalesce the issued OpenSHMEM routines. The specific mechanisms for improving performance using batching optimizations depend on the OpenSHMEM library implementation.</p> <p>The <i>SHMEM_CTX_SESSION_BATCH</i> hint indicates that a communication context will be used to issue a batch. An example of a batch is an iterative loop of non-blocking RMA and/or AMO routines. A batch may include a memory ordering or collective operation, but such routines might require completions and/or synchronization that could degrade performance.</p> <p>Because sessions do not affect the completion or ordering semantics of any OpenSHMEM routines in the program, routines such as non-blocking RMAs, non-blocking AMOs, non-blocking <i>put-with-signals</i>, blocking scalar <i>puts</i>, small blocking <i>puts</i>, and blocking non-fetching AMOs are viable candidates for batching. Other routines, such as large blocking <i>puts</i>, all blocking <i>gets</i>, blocking fetching AMOs, and the memory ordering routines might require the library to enforce completions, reducing the potential benefit of batching.</p> <p>The <i>total_ops</i> field of <i>config</i> indicates the expected maximum number of calls to OpenSHMEM RMA routines within the session. See Section 9.9.1 for details about <i>shmem_ctx_session_config_t</i> parameters.</p>

Table 9: Session options

### 9.9.3 SHMEM\_CTX\_SESSION\_STOP

Stop a communication session.

#### SYNOPSIS

**C/C++:**

```
void shmem_ctx_session_stop(shmem_ctx_t ctx);
```

#### DESCRIPTION

##### Arguments

**IN**

*ctx*

A context handle specifying the context associated with this session.

##### API Description

The *shmem\_ctx\_session\_stop* routine ends a session on context *ctx*. If a session is already stopped on a given communication context, another call to *shmem\_ctx\_session\_stop* on that context has no effect.

##### Return Values

None.

**Notes**

Users are discouraged from including non-OpenSHMEM code, such as a long computation loop, within a session without first calling `shmem_ctx_session_stop`.

**EXAMPLES**

**Example 28.** The following C/C++ program demonstrates the usage of `shmem_ctx_session_start` and `shmem_ctx_session_stop` with a loop of random atomic non-fetching XOR updates to a distributed table, similar to the HPC Challenge RandomAccess GUPS (Giga-updates per second) benchmark <sup>7</sup>.

```

#include <shmem.h>
#include <stdint.h>
#include <stdlib.h>
#include <stdio.h>

#define N_UPDATES (1lu << 18)
#define N_INDICES (1lu << 10)
#define N_VALUES (1lu << 31)

int main(void) {

    shmem_init();

    uint64_t *table = shmem_calloc(N_INDICES, sizeof(uint64_t));

    int mype = shmem_my_pe();
    int npes = shmem_n_pes();
    srand(mype);

    shmem_ctx_t ctx;
    int ret = shmem_ctx_create(0, &ctx);
    if (ret != 0) {
        printf("%d: Error creating context (%d)\n", mype, ret);
        shmem_global_exit(1);
    }

    shmem_ctx_session_config_t config;
    long config_mask;
    config.total_ops = N_UPDATES;
    config_mask = SHMEM_CTX_SESSION_TOTAL_OPS;

    shmem_ctx_session_start(ctx, SHMEM_CTX_SESSION_BATCH, &config, config_mask);

    for (size_t i = 0; i < N_UPDATES; i++) {
        int random_pe = rand() % npes;
        size_t random_idx = rand() % N_INDICES;
        uint64_t random_val = rand() % N_VALUES;
        shmem_ctx_uint64_atomic_xor(ctx, &table[random_idx], random_val, random_pe);
    }

    shmem_ctx_session_stop(ctx);
    shmem_ctx_quiet(ctx);          /* shmem_ctx_session_stop() does not quiet the context. */
    shmem_sync_all();             /* shmem_ctx_session_stop() does not synchronize. */

    /* At this point, it is safe to check and/or validate the table result... */

    shmem_ctx_destroy(ctx);
    shmem_free(table);
    shmem_finalize();
    return 0;
}

```

<sup>7</sup><http://icl.cs.utk.edu/projectsfiles/hpcc/RandomAccess/>

## 9.10 Collective Routines

*Collective routines* are defined as coordinated communication or synchronization operations performed by a group of PEs.

OpenSHMEM provides four types of collective routines:

1. Collective routines that operate on teams use a team handle parameter to determine which PEs will participate in the routine, and use resources encapsulated by the team object to perform operations. See Section 9.4 for details on team management.  
— deprecation start —
2. Collective routines that operate on active sets use a set of parameters to determine which PEs will participate and what resources are used to perform operations.
3. Collective routines that do not accept active set parameters and, as required, the default context.  
— deprecation end —
4. Collective routines that do not accept team parameters, which implicitly operate on the world team and, as required, the default context.

Concurrent accesses to symmetric memory by an OpenSHMEM collective routine and any other means of access—where at least one PE updates the symmetric memory—results in undefined behavior. Since PEs can enter and exit collectives at different times, accessing such memory remotely may require additional synchronization.

### Team-based collectives

The team-based collective routines are performed with respect to a valid OpenSHMEM team, which is specified by a team handle argument. Team-based collective operations require all PEs in the team to call the routine in order for the operation to complete. If an invalid team handle or *SHMEM\_TEAM\_INVALID* is passed to a team-based collective routine, the behavior is undefined.

All OpenSHMEM teams-based collective operations are blocking routines. On return from a team-based collective call, the PE may immediately call another collective operation on that same team. Team-based collectives must occur in the same program order across all PEs in a team.

While OpenSHMEM routines provide thread support according to the thread-support level provided at initialization (see Section 9.2), team-based collective routines may not be called simultaneously by multiple threads on a given team.

The team-based collective routines defined in the OpenSHMEM Specification are:

- *shmem\_team\_sync*
- *shmem\_[TYPENAME\_]alltoall[mem]*
- *shmem\_[TYPENAME\_]alltoalls[mem]*
- *shmem\_[TYPENAME\_]broadcast[mem]*
- *shmem\_[TYPENAME\_]collect[mem]*
- *shmem\_[TYPENAME\_]fcollect[mem]*
- *shmem\_[TYPENAME\_]\_{and, or, xor, max, min, sum, prod}\_reduce*

In addition, all team creation functions are collective operations. In addition to the ordering and thread safety requirements described here, there are additional synchronization requirements on team creation operations. See Section 9.4 for more details.

— deprecation start —

### Active-set-based collectives

The active-set-based collective routines require all PEs in the active set to simultaneously call the routine. A PE that is not in the active set calling the collective routine results in undefined behavior.

The active set is defined by the arguments *PE\_start*, *logPE\_stride*, and *PE\_size*. *PE\_start* specifies the starting PE number and is the lowest numbered PE in the active set. The stride between successive PEs in the active set is  $2^{\log PE\_stride}$  and *logPE\_stride* must be greater than or equal to zero. *PE\_size* specifies the number of PEs in the active set and must be greater than zero. The active set must satisfy the requirement that its last member corresponds to a valid PE number, that is  $0 \leq PE\_start + (PE\_size - 1) * 2^{\log PE\_stride} < npes$ .

All PEs participating in the active-set-based collective routine must provide the same values for these arguments. If any of these requirements are not met, the behavior is undefined.

Another argument important to active-set-based collective routines is *pSync*, which is a symmetric work array. All PEs participating in an active-set-based collective must pass the same *pSync* array. Every element of the *pSync* array must be initialized to *SHMEM\_SYNC\_VALUE* before it is used as an argument to any active-set-based collective routine. On completion of such a collective call, the *pSync* is restored to its original contents. The user is permitted to reuse a *pSync* array if all previous collective routines using the *pSync* array have completed on all participating PEs. One can use a synchronization collective routine such as *shmem\_barrier* to ensure completion of previous active-set-based collective routines. The *shmem\_barrier* and *shmem\_sync* routines allow the same *pSync* array to be used on consecutive calls as long as the PEs in the active set do not change.

All collective routines defined in the Specification are blocking. The collective routines return on completion. The active-set-based collective routines defined in the OpenSHMEM Specification are:

- *shmem\_barrier*
- *shmem\_sync*
- *shmem\_alltoall*{32, 64}
- *shmem\_alltoalls*{32, 64}
- *shmem\_broadcast*{32, 64}
- *shmem\_collect*{32, 64}
- *shmem\_fcollect*{32, 64}
- *shmem\_TYPENAME\_{and, or, xor, max, min, sum, prod}\_to\_all*

---

— deprecation end —

### Team-implicit collectives

Some OpenSHMEM collective routines implicitly operate on the world team. These routines include:

- *shmem\_sync\_all*, which synchronizes all PEs in the computation through the world team. This routine is equivalent to a call to *shmem\_team\_sync* on the world team.
- *shmem\_barrier\_all*, which synchronizes all PEs in the world team and ensures completion of all local and remote memory updates issued via the default context. This routine is equivalent to a call to *shmem\_ctx\_quiet* on the default context followed by a call to *shmem\_team\_sync* on the world team.
- OpenSHMEM memory-management routines, which imply one or more calls to a routine equivalent to *shmem\_barrier\_all*.

## Error codes returned from team-based collectives

Collective operations involving multiple PEs may return values indicating success while other PEs are still executing the collective operation. Return values indicating success or failure of a collective routine on one PE may not indicate that all PEs involved in the collective operation will return the same value. Some operations, such as team creation, must return identical return codes across multiple PEs.

### 9.10.1 SHMEM\_BARRIER\_ALL

Registers the arrival of a PE at a barrier and blocks the PE until all other PEs arrive at the barrier and all local updates and remote memory updates on the default context are completed.

#### SYNOPSIS

**C/C++:**

```
void shmem_barrier_all(void);
```

#### DESCRIPTION

##### Arguments

**None.**

##### API Description

The *shmem\_barrier\_all* routine is a mechanism for synchronizing all PEs in the world team at once. This routine blocks the calling PE until all PEs have called *shmem\_barrier\_all*. In a multithreaded OpenSHMEM program, only the calling thread is blocked, however, it may not be called concurrently by multiple threads in the same PE.

Prior to synchronizing with other PEs, *shmem\_barrier\_all* ensures completion of all previously issued memory stores and remote memory updates issued on the default context via OpenSHMEM AMOs and RMA routine calls such as *shmem\_int\_add*, *shmem\_put32*, *shmem\_put\_nbi*, and *shmem\_get\_nbi*.

##### Return Values

None.

##### Notes

The *shmem\_barrier\_all* routine is equivalent to calling *shmem\_ctx\_quiet* on the default context followed by calling *shmem\_team\_sync* on the world team.

The *shmem\_barrier\_all* routine can be used to portably ensure that memory access operations observe remote updates in the order enforced by initiator PEs.

Calls to *shmem\_ctx\_quiet* can be performed prior to calling the barrier routine to ensure completion of operations issued on additional contexts.

#### EXAMPLES

**Example 29.** The following *shmem\_barrier\_all* example is for *C11* programs:



```

#include <shmem.h>
#include <stdio.h>

int main(void) {
    static int x = 1010;

    shmem_init();
    int mype = shmem_my_pe();
    int npes = shmem_n_pes();

    /* put to next PE in a circular fashion */
    shmem_p(&x, 4, (mype + 1) % npes);

    /* synchronize all PEs */
    shmem_barrier_all();
    printf("%d: x = %d\n", mype, x);
    shmem_finalize();
    return 0;
}

```

### 9.10.2 SHMEM\_BARRIER

— deprecation start —

Performs all operations described in the *shmem\_barrier\_all* interface but with respect to a subset of PEs defined by the active set.

#### SYNOPSIS

C/C++:

```
void shmem_barrier(int PE_start, int logPE_stride, int PE_size, long *pSync);
```

#### DESCRIPTION

##### Arguments

IN	<i>PE_start</i>	The lowest PE number of the active set of PEs.
IN	<i>logPE_stride</i>	The log (base 2) of the stride between consecutive PE numbers in the active set.
IN	<i>PE_size</i>	The number of PEs in the active set.
IN	<i>pSync</i>	Symmetric address of a work array of size at least <i>SHMEM_BARRIER_SYNC_SIZE</i> .

##### API Description

*shmem\_barrier* is a collective synchronization routine over an active set. Control returns from *shmem\_barrier* after all PEs in the active set (specified by *PE\_start*, *logPE\_stride*, and *PE\_size*) have called *shmem\_barrier*.

As with all OpenSHMEM collective routines, each of these routines assumes that only PEs in the active set call the routine. If a PE not in the active set calls an OpenSHMEM collective routine, the behavior is undefined.

The values of arguments *PE\_start*, *logPE\_stride*, and *PE\_size* must be the same value on all PEs in the active set. The same work array must be passed in *pSync* to all PEs in the active set.

*shmem\_barrier* ensures that all previously issued stores and remote memory updates, including AMOs and RMA operations, done by any of the PEs in the active set on the default context are complete before returning.

The same *pSync* array may be reused on consecutive calls to *shmem\_barrier* if the same active set is used.

### Return Values

None.

### Notes

As of OpenSHMEM 1.5, *shmem\_barrier* has been deprecated. No team-based barrier is provided by OpenSHMEM, as a team may have any number of communication contexts associated with the team. Applications seeking such an idiom should call *shmem\_ctx\_quiet* on the desired communication context, followed by a call to *shmem\_team\_sync* on the desired team.

The *shmem\_barrier* routine can be used to portably ensure that memory access operations observe remote updates in the order enforced by initiator PEs.

Calls to *shmem\_ctx\_quiet* can be performed prior to calling the barrier routine to ensure completion of operations issued on additional contexts.

### EXAMPLES

**Example 30.** The following barrier example is for *C11* programs:

```
#include <shmem.h>
#include <stdio.h>

int main(void) {
    static int x = 10101;
    static long pSync[SHMEM_BARRIER_SYNC_SIZE];
    for (int i = 0; i < SHMEM_BARRIER_SYNC_SIZE; i++)
        pSync[i] = SHMEM_SYNC_VALUE;

    shmem_init();
    int mype = shmem_my_pe();
    int npes = shmem_n_pes();

    if (mype % 2 == 0) {
        /* put to next even PE in a circular fashion */
        shmem_p(&x, 4, (mype + 2) % npes);
        /* synchronize all even pes */
        shmem_barrier(0, 1, (npes / 2 + npes % 2), pSync);
    }
    printf("%d: x = %d\n", mype, x);
    shmem_finalize();
    return 0;
}
```

— deprecation end —

### 9.10.3 SHMEM\_SYNC

Registers the arrival of a PE at a synchronization point. This routine does not return until all other PEs in a given OpenSHMEM team arrive at this synchronization point.

— deprecation start —

Registers the arrival of a PE at a synchronization point. This routine does not return until all other PEs in a given OpenSHMEM active set arrive at this synchronization point.

— deprecation end —

**SYNOPSIS****C11:**

```
int shmem_sync(shmem_team_t team);
```

**C/C++:**

```
int shmem_team_sync(shmem_team_t team);
```

---

— deprecation start —

```
void shmem_sync(int PE_start, int logPE_stride, int PE_size, long *pSync);
```

---

— deprecation end —

**DESCRIPTION****Arguments**

<b>IN</b>	<i>team</i>	The team over which to perform the operation.
— deprecation start —		
<b>IN</b>	<i>PE_start</i>	The lowest PE number of the active set of PEs.
<b>IN</b>	<i>logPE_stride</i>	The log (base 2) of the stride between consecutive PE numbers in the active set.
<b>IN</b>	<i>PE_size</i>	The number of PEs in the active set.
<b>IN</b>	<i>pSync</i>	Symmetric address of a work array of size at least <i>SHMEM_SYNC_SIZE</i> .

---

— deprecation end —

**API Description**

*shmem\_sync* is a collective synchronization routine over an existing OpenSHMEM team.

The routine registers the arrival of a PE at a synchronization point in the program. This is a fast mechanism for synchronizing all PEs that participate in this collective call. The routine blocks the calling PE until all PEs in the specified team have called *shmem\_sync*. In a multithreaded OpenSHMEM program, only the calling thread is blocked.

Team-based sync routines operate over all PEs in the provided team argument. All PEs in the provided team must participate in the sync operation. If *team* compares equal to *SHMEM\_TEAM\_INVALID* or is otherwise invalid, the behavior is undefined.

In contrast with the *shmem\_barrier* routine, *shmem\_sync* only ensures completion and visibility of previously issued memory stores and does not ensure completion of remote memory updates issued via OpenSHMEM routines.

---

— deprecation start —

*shmem\_sync* is a collective synchronization routine over an active set.

The routine registers the arrival of a PE at a synchronization point in the program. This is a fast mechanism for synchronizing all PEs that participate in this collective call. The routine blocks the calling PE until all PEs in the active set have called *shmem\_sync*. In a multithreaded OpenSHMEM program, only the calling thread is blocked.

Active-set-based sync routines operate over all PEs in the active set defined by the *PE\_start*, *logPE\_stride*, *PE\_size* triplet.

As with all active set-based collective routines, each of these routines assumes that only PEs in the active set call the routine. If a PE not in the active set calls an active set-based collective routine, the behavior is undefined.



```

    shmem_quiet();
    shmem_sync(threes_team);
}

if (mype && mype % 3 == 0) {
    if (x != 3)
        shmem_global_exit(3);
}
else if (mype && mype % 2 == 0) {
    if (x != 2)
        shmem_global_exit(2);
}
else if (x != 10101) {
    shmem_global_exit(1);
}

shmem_finalize();
return 0;
}

```

#### 9.10.4 SHMEM\_SYNC\_ALL

Registers the arrival of a PE at a synchronization point and suspends execution until all other PEs in the world team arrive at the synchronization point. For multithreaded programs, execution is suspended as specified by the threading model (Section 9.2).

#### SYNOPSIS

**C/C++:**

```
void shmem_sync_all(void);
```

#### DESCRIPTION

##### Arguments

**None.**

##### API Description

This routine blocks the calling PE until all PEs in the world team have called *shmem\_sync\_all*.

In a multithreaded OpenSHMEM program, only the calling thread is blocked.

In contrast with the *shmem\_barrier\_all* routine, *shmem\_sync\_all* only ensures completion and visibility of previously issued memory stores and does not ensure completion of remote memory updates issued via OpenSHMEM routines.

##### Return Values

None.

##### Notes

The *shmem\_sync\_all* routine is equivalent to calling *shmem\_team\_sync* on the world team.

### 9.10.5 SHMEM\_ALLTOALL

Exchanges a fixed amount of contiguous data blocks between all pairs of PEs participating in the collective routine.

#### SYNOPSIS

##### C11:

```
int shmem_alltoall(shmem_team_t team, TYPE *dest, const TYPE *source, size_t nelems);
```

where *TYPE* is one of the standard RMA types specified by Table 5.

##### C/C++:

```
int shmem_TYPENAME_alltoall(shmem_team_t team, TYPE *dest, const TYPE *source, size_t nelems);
```

where *TYPE* is one of the standard RMA types and has a corresponding *TYPENAME* specified by Table 5.

```
int shmem_alltoallmem(shmem_team_t team, void *dest, const void *source, size_t nelems);
```

— deprecation start —

```
void shmem_alltoall32(void *dest, const void *source, size_t nelems, int PE_start, int logPE_stride, int PE_size, long *pSync);
void shmem_alltoall64(void *dest, const void *source, size_t nelems, int PE_start, int logPE_stride, int PE_size, long *pSync);
```

— deprecation end —

#### DESCRIPTION

##### Arguments

IN	<i>team</i>	A valid OpenSHMEM team handle to a team.
OUT	<i>dest</i>	Symmetric address of a data object large enough to receive the combined total of <i>nelems</i> elements from each PE in the participating PEs. The type of <i>dest</i> should match that implied in the SYNOPSIS section.
IN	<i>source</i>	Symmetric address of a data object that contains <i>nelems</i> elements of data for each PE in the participating PEs, ordered according to destination PE. The type of <i>source</i> should match that implied in the SYNOPSIS section.
IN	<i>nelems</i>	The number of elements to exchange for each PE. For <i>shmem_alltoallmem</i> , elements are bytes; for <i>shmem_alltoall{32,64}</i> , elements are 4 or 8 bytes, respectively.

— deprecation start —

IN	<i>PE_start</i>	The lowest PE number of the active set of PEs.
IN	<i>logPE_stride</i>	The log (base 2) of the stride between consecutive PE numbers in the active set.
IN	<i>PE_size</i>	The number of PEs in the active set.
IN	<i>pSync</i>	Symmetric address of a work array of size at least <i>SHMEM_ALLTOALL_SYNC_SIZE</i> .

— deprecation end —

**API Description**

The *shmem\_alltoall* routines are collective routines. Each PE participating in the operation exchanges *nelems* data elements with all other PEs participating in the operation. The size of a data element is:

- 32 bits for *shmem\_alltoall32*
- 64 bits for *shmem\_alltoall64*
- 8 bits for *shmem\_alltoallmem*
- *sizeof(TYPE)* for alltoall routines taking typed *source* and *dest*

The data being sent and received are stored in a contiguous symmetric data object. The total size of each PE's *source* object and *dest* object is *nelems* times the size of an element times *N*, where *N* equals the number of PEs participating in the operation. The *source* object contains *N* blocks of data (where the size of each block is defined by *nelems*) and each block of data is sent to a different PE.

The same *dest* and *source* arrays, and same value for *nelems* must be passed by all PEs that participate in the collective.

Given a PE *i* that is the *k*<sup>th</sup> PE participating in the operation and a PE *j* that is the *l*<sup>th</sup> PE participating in the operation, PE *i* sends the *l*<sup>th</sup> block of its *source* object to the *k*<sup>th</sup> block of the *dest* object of PE *j*.

Team-based collect routines operate over all PEs in the provided team argument. All PEs in the provided team must participate in the collective. If *team* compares equal to *SHMEM\_TEAM\_INVALID* or is otherwise invalid, the behavior is undefined.

Before any PE calls a *shmem\_alltoall* routine, the following conditions must be ensured, otherwise the behavior is undefined:

- The *dest* array on all PEs in the team is ready to accept the result of the operation.
- The *source* array at the local PE is ready to be read by any PE in the team.

The application does not need to synchronize to ensure that the *source* array is ready across all PEs prior to calling this routine.

Upon return from a *shmem\_alltoall* routine, the following is true for the local PE:

- Its *dest* symmetric data object is completely updated and the data has been copied out of the source data object.

— **deprecation start** —

Active-set-based collective routines operate over all PEs in the active set defined by the *PE\_start*, *logPE\_stride*, *PE\_size* triplet.

As with all active-set-based collective routines, this routine assumes that only PEs in the active set call the routine. If a PE not in the active set calls an active-set-based collective routine, the behavior is undefined.

The values of arguments *PE\_start*, *logPE\_stride*, and *PE\_size* must be equal on all PEs in the active set. The same *pSync* work array must be passed to all PEs in the active set.

Before any PE calls a *shmem\_alltoall* routine, the following conditions must be ensured:

- The *dest* data object on all PEs in the active set is ready to accept the *shmem\_alltoall* data.
- For active-set-based routines, the *pSync* array on all PEs in the active set is not still in use from a prior call to a *shmem\_alltoall* routine.

Otherwise, the behavior is undefined.

Upon return from a *shmem\_alltoall* routine, the following is true for the local PE:

- Its *dest* symmetric data object is completely updated and the data has been copied out of the source data object.
- For active-set-based routines, the values in the *pSync* array are restored to the original values.

— **deprecation end** —

**Return Values**

Zero on successful local completion. Nonzero otherwise.

## EXAMPLES

**Example 32.** This C/C++ example shows a `shmem_int64_alltoall` on two 64-bit integers among all PEs.

```
#include <inttypes.h>
#include <shmem.h>
#include <stdio.h>

int main(void) {
    shmem_init();
    int mype = shmem_my_pe();
    int npes = shmem_n_pes();

    const int count = 2;
    int64_t *dest = (int64_t *)shmem_malloc(count * npes * sizeof(int64_t));
    int64_t *source = (int64_t *)shmem_malloc(count * npes * sizeof(int64_t));

    /* assign source values */
    for (int pe = 0; pe < npes; pe++) {
        for (int i = 0; i < count; i++) {
            source[(pe * count) + i] = mype + pe;
            dest[(pe * count) + i] = 9999;
        }
    }
    /* wait for all PEs to initialize source/dest */
    shmem_team_sync(SHMEM_TEAM_WORLD);

    /* alltoall on all PES */
    shmem_int64_alltoall(SHMEM_TEAM_WORLD, dest, source, count);

    /* verify results */
    for (int pe = 0; pe < npes; pe++) {
        for (int i = 0; i < count; i++) {
            if (dest[(pe * count) + i] != pe + mype) {
                printf("[%d] ERROR: dest[%d]=%" PRIu64 " , should be %d\n", mype, (pe * count) +
                    i,
                    dest[(pe * count) + i], pe + mype);
            }
        }
    }

    shmem_free(dest);
    shmem_free(source);
    shmem_finalize();
    return 0;
}
```

### 9.10.6 SHMEM\_ALLTOALLS

Exchanges a fixed amount of strided data blocks between all pairs of PEs participating in the collective routine.

#### SYNOPSIS

##### C11:

```
int shmem_alltoalls(shmem_team_t team, TYPE *dest, const TYPE *source, ptrdiff_t dst,
    ptrdiff_t sst, size_t nelems);
```

where *TYPE* is one of the standard RMA types specified by Table 5.

##### C/C++:

```
int shmem_TYPENAME_alltoalls(shmem_team_t team, TYPE *dest, const TYPE *source, ptrdiff_t
    dst, ptrdiff_t sst, size_t nelems);
```



where *TYPE* is one of the standard RMA types and has a corresponding *TYPENAME* specified by Table 5.

```
int shmem_alltoallsmem(shmem_team_t team, void *dest, const void *source, ptrdiff_t dst,
    ptrdiff_t sst, size_t nelems);
```

— deprecation start —

```
void shmem_alltoalls32(void *dest, const void *source, ptrdiff_t dst, ptrdiff_t sst, size_t
    nelems, int PE_start, int logPE_stride, int PE_size, long *pSync);
void shmem_alltoalls64(void *dest, const void *source, ptrdiff_t dst, ptrdiff_t sst, size_t
    nelems, int PE_start, int logPE_stride, int PE_size, long *pSync);
```

— deprecation end —

## DESCRIPTION

### Arguments

<b>IN</b>	<i>team</i>	A valid OpenSHMEM team handle.
<b>OUT</b>	<i>dest</i>	Symmetric address of a data object large enough to receive the combined total of <i>nelems</i> elements from each PE in the participating PEs. The type of <i>dest</i> should match that implied in the SYNOPSIS section.
<b>IN</b>	<i>source</i>	Symmetric address of a data object that contains <i>nelems</i> elements of data for each PE in the participating PEs, ordered according to destination PE. The type of <i>source</i> should match that implied in the SYNOPSIS section.
<b>IN</b>	<i>dst</i>	The stride between consecutive elements of the <i>dest</i> data object. The stride is scaled by the element size. A value of <i>1</i> indicates contiguous data.
<b>IN</b>	<i>sst</i>	The stride between consecutive elements of the <i>source</i> data object. The stride is scaled by the element size. A value of <i>1</i> indicates contiguous data.
<b>IN</b>	<i>nelems</i>	The number of elements to exchange for each PE. For <i>shmem_alltoallsmem</i> , elements are bytes; for <i>shmem_alltoalls{32,64}</i> , elements are 4 or 8 bytes, respectively.

— deprecation start —

<b>IN</b>	<i>PE_start</i>	The lowest PE number of the active set of PEs.
<b>IN</b>	<i>logPE_stride</i>	The log (base 2) of the stride between consecutive PE numbers in the active set.
<b>IN</b>	<i>PE_size</i>	The number of PEs in the active set.
<b>IN</b>	<i>pSync</i>	Symmetric address of a work array of size at least <i>SHMEM_ALLTOALLS_SYNC_SIZE</i> .

— deprecation end —

### API Description

The *shmem\_alltoalls* routines are collective routines. These routines are equivalent in functionality to the corresponding *shmem\_alltoall* routines except that they add explicit stride values for accessing the source and destination data arrays, whereas the array access in *shmem\_alltoall* is always with a stride of *1*.

Each PE participating in the operation exchanges *nelems* strided data elements with all other PEs participating in the operation. Both strides, *dst* and *sst*, must be greater than or equal to *1*.

The same *dest* and *source* arrays and same values for values of arguments *dst*, *sst*, *nelems* must be passed by all PEs that participate in the collective.

Given a PE  $i$  that is the  $k^{\text{th}}$  PE participating in the operation and a PE  $j$  that is the  $l^{\text{th}}$  PE participating in the operation PE  $i$  sends the  $sst * l^{\text{th}}$  block of the *source* data object to the  $dst * k^{\text{th}}$  block of the *dest* data object on PE  $j$ .

See the description of *shmem\_alltoall* in Section 9.10.5 for:

- Data element sizes for the different sized and typed *shmem\_alltoalls* variants.
- Rules for PE participation in the collective routine.
- The pre- and post-conditions for symmetric objects.
- Typing constraints for *dest* and *source* data objects.

### Return Values

Zero on successful local completion. Nonzero otherwise.

### EXAMPLES

**Example 33.** This C/C++ example shows a *shmem\_int64\_alltoalls* on two 64-bit integers among all PEs.

```
#include <inttypes.h>
#include <shmem.h>
#include <stdio.h>

int main(void) {
    shmem_init();
    int mype = shmem_my_pe();
    int npes = shmem_n_pes();

    const int count = 2;
    const ptrdiff_t dst = 2;
    const ptrdiff_t sst = 3;
    int64_t *dest = (int64_t *)shmem_malloc(count * dst * npes * sizeof(int64_t));
    int64_t *source = (int64_t *)shmem_malloc(count * sst * npes * sizeof(int64_t));

    /* assign source values */
    for (int pe = 0; pe < npes; pe++) {
        for (int i = 0; i < count; i++) {
            source[sst * ((pe * count) + i)] = mype + pe;
            dest[dst * ((pe * count) + i)] = 9999;
        }
    }
    /* wait for all PEs to initialize source/dest */
    shmem_team_sync(SHMEM_TEAM_WORLD);

    /* alltoalls on all PEs */
    shmem_int64_alltoalls(SHMEM_TEAM_WORLD, dest, source, dst, sst, count);

    /* verify results */
    for (int pe = 0; pe < npes; pe++) {
        for (int i = 0; i < count; i++) {
            int j = dst * ((pe * count) + i);
            if (dest[j] != pe + mype) {
                printf("[%d] ERROR: dest[%d]=%" PRIu64 " , should be %d\n", mype, j, dest[j],
                    pe + mype);
            }
        }
    }

    shmem_free(dest);
    shmem_free(source);
    shmem_finalize();
    return 0;
}
```

### 9.10.7 SHMEM\_BROADCAST

Broadcasts a block of data from one PE to one or more destination PEs.

#### SYNOPSIS

##### C11:

```
int shmem_broadcast(shmem_team_t team, TYPE *dest, const TYPE *source, size_t nelems, int PE_root);
```

where *TYPE* is one of the standard RMA types specified by Table 5.

##### C/C++:

```
int shmem_TYPENAME_broadcast(shmem_team_t team, TYPE *dest, const TYPE *source, size_t nelems, int PE_root);
```

where *TYPE* is one of the standard RMA types and has a corresponding *TYPENAME* specified by Table 5.

```
int shmem_broadcastmem(shmem_team_t team, void *dest, const void *source, size_t nelems, int PE_root);
```

---

##### — deprecation start —

```
void shmem_broadcast32(void *dest, const void *source, size_t nelems, int PE_root, int PE_start, int logPE_stride, int PE_size, long *pSync);
void shmem_broadcast64(void *dest, const void *source, size_t nelems, int PE_root, int PE_start, int logPE_stride, int PE_size, long *pSync);
```

---

##### — deprecation end —

#### DESCRIPTION

##### Arguments

<b>IN</b>	<i>team</i>	The team over which to perform the operation.
<b>OUT</b>	<i>dest</i>	Symmetric address of destination data object. The type of <i>dest</i> should match that implied in the SYNOPSIS section.
<b>IN</b>	<i>source</i>	Symmetric address of the source data object. The type of <i>source</i> should match that implied in the SYNOPSIS section.
<b>IN</b>	<i>nelems</i>	The number of elements in <i>source</i> and <i>dest</i> arrays. For <i>shmem_broadcastmem</i> , elements are bytes; for <i>shmem_broadcast{32,64}</i> , elements are 4 or 8 bytes, respectively.
<b>IN</b>	<i>PE_root</i>	Zero-based ordinal of the PE, with respect to the calling PEs, from which the data is copied.

---

##### — deprecation start —

<b>IN</b>	<i>PE_start</i>	The lowest PE number of the active set of PEs.
<b>IN</b>	<i>logPE_stride</i>	The log (base 2) of the stride between consecutive PE numbers in the active set.
<b>IN</b>	<i>PE_size</i>	The number of PEs in the active set.
<b>IN</b>	<i>pSync</i>	Symmetric address of a work array of size at least <i>SHMEM_BCAST_SYNC_SIZE</i> .

---

##### — deprecation end —

**API Description**

OpenSHMEM team-based broadcast routines are collective routines over a valid OpenSHMEM team. They copy the *source* data object on the PE specified by *PE\_root* to the *dest* data object on the PEs participating in the collective operation. The same *dest* and *source* data objects and the same value of *PE\_root* must be passed by all PEs participating in the collective operation.

For team-based broadcasts:

- The *dest* object is updated on all PEs.
- All PEs in the *team* argument must participate in the operation.
- Only PEs in the team may call the routine. If a PE not in the team calls a team-based collective routine, the behavior is undefined.
- If *team* compares equal to *SHMEM\_TEAM\_INVALID* or is otherwise invalid, the behavior is undefined.
- PE numbering is relative to the team. The specified root PE must be a valid PE number for the team, between 0 and  $N-1$ , where  $N$  is the size of the team.

Before any PE calls a broadcast routine, the following conditions must be ensured, otherwise the behavior is undefined:

- The *dest* array on all PEs in the team is ready to accept the result of the operation.
- The *source* array at the local root PE is ready to be read by any PE in the team.

The application does not need to synchronize to ensure that the *source* array is ready across all PEs prior to calling this routine.

Upon return from a team-based broadcast routine, the following are true for the local PE:

- The *dest* data object is updated.
- The *source* data object may be safely reused.

— **deprecation start** —

OpenSHMEM active-set broadcast routines are collective routines over an active set. They copy the *source* data object on the PE specified by *PE\_root* to the *dest* data object on the PEs participating in the collective operation. The same *dest* and *source* data objects and the same value of *PE\_root* must be passed by all PEs participating in the collective operation.

For active-set-based broadcasts:

- The *dest* object is updated on all PEs other than the root PE.
- All PEs in the active set defined by the *PE\_start*, *logPE\_stride*, *PE\_size* triplet must participate in the operation.
- Only PEs in the active set may call the routine. If a PE not in the active set calls an active-set-based collective routine, the behavior is undefined.
- The values of arguments *PE\_root*, *PE\_start*, *logPE\_stride*, and *PE\_size* must be the same value on all PEs in the active set.
- The value of *PE\_root* must be between 0 and  $PE\_size - 1$ .
- The same *pSync* work array must be passed by all PEs in the active set.

Before any PE calls a active-set-based broadcast routine, the following conditions must be ensured:

- The *dest* array on all PEs participating in the broadcast is ready to accept the broadcast data.
- The *pSync* array on all PEs in the active set is not still in use from a prior call to an OpenSHMEM collective routine.

Otherwise, the behavior is undefined.

Upon return from an active-based broadcast routine, the following are true for the local PE:

- If the current PE is not the root PE, the *dest* data object is updated.
- The *source* data object may be safely reused.
- The values in the *pSync* array are restored to the original values.

---

 deprecation end —
**Return Values**

For team-based broadcasts, zero on successful local completion; otherwise, nonzero.

---

 — deprecation start —

For active-set-based broadcasts, none.

---

 deprecation end —
**Notes**

Team handle error checking and integer return codes are currently undefined. Implementations may define these behaviors as needed, but programs should ensure portability by doing their own checks for invalid team handles and for *SHMEM\_TEAM\_INVALID*.

**EXAMPLES**

**Example 34.** In the following *C11* example, the call to *shmem\_broadcast* copies *source* on PE 0 to *dest* on PEs 0...*npes* - 1.

*C/C++* example:

```
#include <shmem.h>
#include <stdio.h>
#include <stdlib.h>

int main(void) {
    static long source[4], dest[4];

    shmem_init();
    int mype = shmem_my_pe();
    int npes = shmem_n_pes();

    if (mype == 0)
        for (int i = 0; i < 4; i++)
            source[i] = i;

    shmem_broadcast(SHMEM_TEAM_WORLD, dest, source, 4, 0);

    printf("%d: %ld, %ld, %ld, %ld\n", mype, dest[0], dest[1], dest[2], dest[3]);
    shmem_finalize();
    return 0;
}
```

**9.10.8 SHMEM\_COLLECT, SHMEM\_FCOLLECT**

Concatenates blocks of data from multiple PEs to an array in every PE participating in the collective routine.

**SYNOPSIS****C11:**

```
int shmem_collect(shmem_team_t team, TYPE *dest, const TYPE *source, size_t nelems);
int shmem_fcollect(shmem_team_t team, TYPE *dest, const TYPE *source, size_t nelems);
```

where *TYPE* is one of the standard RMA types specified by Table 5.

**C/C++:**

```
int shmem_TYPENAME_collect(shmem_team_t team, TYPE *dest, const TYPE *source, size_t nelems);
int shmem_TYPENAME_fcollect(shmem_team_t team, TYPE *dest, const TYPE *source, size_t
nelems);
```

where *TYPE* is one of the standard RMA types and has a corresponding *TYPENAME* specified by Table 5.

```
int shmem_collectmem(shmem_team_t team, void *dest, const void *source, size_t nelems);
int shmem_fcollectmem(shmem_team_t team, void *dest, const void *source, size_t nelems);
```

— deprecation start —

```
void shmem_collect32(void *dest, const void *source, size_t nelems, int PE_start, int
logPE_stride, int PE_size, long *pSync);
void shmem_collect64(void *dest, const void *source, size_t nelems, int PE_start, int
logPE_stride, int PE_size, long *pSync);
void shmem_fcollect32(void *dest, const void *source, size_t nelems, int PE_start, int
logPE_stride, int PE_size, long *pSync);
void shmem_fcollect64(void *dest, const void *source, size_t nelems, int PE_start, int
logPE_stride, int PE_size, long *pSync);
```

— deprecation end —

## DESCRIPTION

### Arguments

<b>IN</b>	<i>team</i>	A valid OpenSHMEM team handle.
<b>OUT</b>	<i>dest</i>	Symmetric address of an array large enough to accept the concatenation of the <i>source</i> arrays on all participating PEs. The type of <i>dest</i> should match that implied in the SYNOPSIS section.
<b>IN</b>	<i>source</i>	Symmetric address of the source data object. The type of <i>source</i> should match that implied in the SYNOPSIS section.
<b>IN</b>	<i>nelems</i>	The number of elements in <i>source</i> array. For <i>shmem_[f]collectmem</i> , elements are bytes; for <i>shmem_[f]collect{32,64}</i> , elements are 4 or 8 bytes, respectively.

— deprecation start —

<b>IN</b>	<i>PE_start</i>	The lowest PE number of the active set of PEs.
<b>IN</b>	<i>logPE_stride</i>	The log (base 2) of the stride between consecutive PE numbers in the active set.
<b>IN</b>	<i>PE_size</i>	The number of PEs in the active set.
<b>IN</b>	<i>pSync</i>	Symmetric address of a work array of size at least <i>SHMEM_COLLECT_SYNC_SIZE</i> .

— deprecation end —

### API Description

OpenSHMEM *collect* and *fcollect* routines perform a collective operation to concatenate *nelems* data items from the *source* array into the *dest* array, over an OpenSHMEM team in processor number order. The resultant *dest* array contains the contribution from PEs as follows:

- For a team, the data from PE number 0 in the team is first, then the contribution from PE 1 in the team, and so on.

The collected result is written to the *dest* array for all PEs that participate in the operation. The same *dest* and *source* arrays must be passed by all PEs that participate in the operation.

The *fcollect* routines require that *nelems* be the same value in all participating PEs, while the *collect* routines allow *nelems* to vary from PE to PE.

Team-based collect routines operate over all PEs in the provided team argument. All PEs in the provided team must participate in the operation. If *team* compares equal to *SHMEM\_TEAM\_INVALID* or is otherwise invalid, the behavior is undefined.

Before any PE calls a collect routine, the following conditions must be ensured, otherwise the behavior is undefined:

- The *dest* array on all PEs in the team is ready to accept the result of the operation.
- The *source* array at the local PE is ready to be read by any PE in the team.

The application does not need to synchronize to ensure that the *source* array is ready across all PEs prior to calling this routine.

— deprecation start —

OpenSHMEM *collect* and *fcollect* routines perform a collective operation to concatenate *nelems* data items from the *source* array into the *dest* array, over an OpenSHMEM active set in processor number order. The resultant *dest* array contains the contribution from PEs as follows:

- For an active set, the data from PE *PE\_start* is first, then the contribution from PE *PE\_start* + *PE\_stride* second, and so on.

The collected result is written to the *dest* array for all PEs that participate in the operation. The same *dest* and *source* arrays must be passed by all PEs that participate in the operation.

The *fcollect* routines require that *nelems* be the same value in all participating PEs, while the *collect* routines allow *nelems* to vary from PE to PE.

Active-set-based collective routines operate over all PEs in the active set defined by the *PE\_start*, *logPE\_stride*, *PE\_size* triplet. As with all active-set-based collective routines, each of these routines assumes that only PEs in the active set call the routine. If a PE not in the active set and calls this collective routine, the behavior is undefined.

The values of arguments *PE\_start*, *logPE\_stride*, and *PE\_size* must be the same value on all PEs in the active set. The same *pSync* work array must be passed by all PEs in the active set.

Upon return from a collective routine, the following are true for the local PE:

- The *dest* array is updated and the *source* array may be safely reused.
- For active-set-based collective routines, the values in the *pSync* array are restored to the original values.

— deprecation end —

## Return Values

Zero on successful local completion. Nonzero otherwise.

## Notes

— deprecation start —

The collective routines operate on active PE sets that have a non-power-of-two *PE\_size* with some performance degradation. They operate with no performance degradation when *nelems* is a non-power-of-two value.

— deprecation end —

The collective routines that operate on teams containing a non-power-of-two of PEs do so with some performance degradation. They operate with no performance degradation when *nelems* is a non-power-of-two value.

## EXAMPLES

**Example 35.** The following *shmem\_collect* example is for C/C++ programs:

```

#include <shmem.h>
#include <stdio.h>
#include <stdlib.h>

int main(void) {
    static long lock = 0;

    shmem_init();
    int mype = shmem_my_pe();
    int npes = shmem_n_pes();
    int my_nelem = mype + 1; /* linearly increasing number of elements with PE */
    int total_nelem = (npes * (npes + 1)) / 2;

    int *source = (int *)shmem_malloc(npes * sizeof(int)); /* symmetric alloc */
    int *dest = (int *)shmem_malloc(total_nelem * sizeof(int));

    for (int i = 0; i < my_nelem; i++)
        source[i] = (mype * (mype + 1)) / 2 + i;
    for (int i = 0; i < total_nelem; i++)
        dest[i] = -9999;

    /* Wait for all PEs to initialize source/dest: */
    shmem_team_sync(SHMEM_TEAM_WORLD);

    shmem_int_collect(SHMEM_TEAM_WORLD, dest, source, my_nelem);

    shmem_set_lock(&lock); /* Lock prevents interleaving printf's */
    printf("%d: %d", mype, dest[0]);
    for (int i = 1; i < total_nelem; i++)
        printf(", %d", dest[i]);
    printf("\n");
    shmem_clear_lock(&lock);
    shmem_finalize();
    return 0;
}

```

## 9.10.9 SHMEM\_REDUCIONS

The following functions perform reduction operations across all PEs in a set of PEs.

### SYNOPSIS

#### 9.10.9.1 AND

Performs a bitwise AND reduction across a set of PEs.

#### C11:

```
int shmem_and_reduce(shmem_team_t team, TYPE *dest, const TYPE *source, size_t nreduce);
```

where *TYPE* is one of the integer types supported for the AND operation as specified by Table 10.

#### C/C++:

```
int shmem_TYPENAME_and_reduce(shmem_team_t team, TYPE *dest, const TYPE *source, size_t nreduce);
```

where *TYPE* is one of the integer types supported for the AND operation and has a corresponding *TYPENAME* as specified by Table 10.

— deprecation start —



<i>TYPE</i>	<i>TYPENAME</i>	Operations Supporting <i>TYPE</i>		
char	char		MAX, MIN	SUM, PROD
signed char	schar		MAX, MIN	SUM, PROD
short	short		MAX, MIN	SUM, PROD
int	int		MAX, MIN	SUM, PROD
long	long		MAX, MIN	SUM, PROD
long long	longlong		MAX, MIN	SUM, PROD
ptrdiff_t	ptrdiff		MAX, MIN	SUM, PROD
unsigned char	uchar	AND, OR, XOR	MAX, MIN	SUM, PROD
unsigned short	ushort	AND, OR, XOR	MAX, MIN	SUM, PROD
unsigned int	uint	AND, OR, XOR	MAX, MIN	SUM, PROD
unsigned long	ulong	AND, OR, XOR	MAX, MIN	SUM, PROD
unsigned long long	ulonglong	AND, OR, XOR	MAX, MIN	SUM, PROD
int8_t	int8	AND, OR, XOR	MAX, MIN	SUM, PROD
int16_t	int16	AND, OR, XOR	MAX, MIN	SUM, PROD
int32_t	int32	AND, OR, XOR	MAX, MIN	SUM, PROD
int64_t	int64	AND, OR, XOR	MAX, MIN	SUM, PROD
uint8_t	uint8	AND, OR, XOR	MAX, MIN	SUM, PROD
uint16_t	uint16	AND, OR, XOR	MAX, MIN	SUM, PROD
uint32_t	uint32	AND, OR, XOR	MAX, MIN	SUM, PROD
uint64_t	uint64	AND, OR, XOR	MAX, MIN	SUM, PROD
size_t	size	AND, OR, XOR	MAX, MIN	SUM, PROD
float	float		MAX, MIN	SUM, PROD
double	double		MAX, MIN	SUM, PROD
long double	longdouble		MAX, MIN	SUM, PROD
double _Complex	complexd			SUM, PROD
float _Complex	complexf			SUM, PROD

Table 10: Reduction Types, Names, and Supporting Operations for Team-Based Reductions

```
void shmem_TYPENAME_and_to_all(TYPE *dest, const TYPE *source, int nreduce, int PE_start,
int logPE_stride, int PE_size, TYPE *pWrk, long *pSync);
```

— deprecation end —

where *TYPE* is one of the integer types supported for the AND operation and has a corresponding *TYPENAME* as specified by Table 11.

### 9.10.9.2 OR

Performs a bitwise OR reduction across a set of PEs.

#### C11:

```
int shmem_or_reduce(shmem_team_t team, TYPE *dest, const TYPE *source, size_t nreduce);
```

where *TYPE* is one of the integer types supported for the OR operation as specified by Table 10.

#### C/C++:

```
int shmem_TYPENAME_or_reduce(shmem_team_t team, TYPE *dest, const TYPE *source, size_t
nreduce);
```

where *TYPE* is one of the integer types supported for the OR operation and has a corresponding *TYPENAME* as specified by Table 10.

<i>TYPE</i>	<i>TYPENAME</i>	Operations Supporting <i>TYPE</i>		
short	short	AND, OR, XOR	MAX, MIN	SUM, PROD
int	int	AND, OR, XOR	MAX, MIN	SUM, PROD
long	long	AND, OR, XOR	MAX, MIN	SUM, PROD
long long	longlong	AND, OR, XOR	MAX, MIN	SUM, PROD
float	float		MAX, MIN	SUM, PROD
double	double		MAX, MIN	SUM, PROD
long double	longdouble		MAX, MIN	SUM, PROD
double _Complex	complexd			SUM, PROD
float _Complex	complexf			SUM, PROD

Table 11: Reduction Types, Names and Supporting Operations for Active-Set-Based Reductions

— deprecation start —

```
void shmem_TYPENAME_or_to_all(TYPE *dest, const TYPE *source, int nreduce, int PE_start, int
logPE_stride, int PE_size, TYPE *pWrk, long *pSync);
```

— deprecation end —

where *TYPE* is one of the integer types supported for the OR operation and has a corresponding *TYPENAME* as specified by Table 11.

### 9.10.9.3 XOR

Performs a bitwise exclusive OR (XOR) reduction across a set of PEs.

**C11:**

```
int shmem_xor_reduce(shmem_team_t team, TYPE *dest, const TYPE *source, size_t nreduce);
```

where *TYPE* is one of the integer types supported for the XOR operation as specified by Table 10.

**C/C++:**

```
int shmem_TYPENAME_xor_reduce(shmem_team_t team, TYPE *dest, const TYPE *source, size_t
nreduce);
```

where *TYPE* is one of the integer types supported for the XOR operation and has a corresponding *TYPENAME* as specified by Table 10.

— deprecation start —

```
void shmem_TYPENAME_xor_to_all(TYPE *dest, const TYPE *source, int nreduce, int PE_start,
int logPE_stride, int PE_size, TYPE *pWrk, long *pSync);
```

— deprecation end —

where *TYPE* is one of the integer types supported for the XOR operation and has a corresponding *TYPENAME* as specified by Table 11.

### 9.10.9.4 MAX

Performs a maximum-value reduction across a set of PEs.

**C11:**

```
int shmem_max_reduce(shmem_team_t team, TYPE *dest, const TYPE *source, size_t nreduce);
```

where *TYPE* is one of the integer or real types supported for the MAX operation as specified by Table 10.

**C/C++:**

```
int shmem_TYPENAME_max_reduce(shmem_team_t team, TYPE *dest, const TYPE *source, size_t nreduce);
```

where *TYPE* is one of the integer or real types supported for the MAX operation and has a corresponding *TYPENAME* as specified by Table 10.

— deprecation start —

```
void shmem_TYPENAME_max_to_all(TYPE *dest, const TYPE *source, int nreduce, int PE_start, int logPE_stride, int PE_size, TYPE *pWrk, long *pSync);
```

— deprecation end —

where *TYPE* is one of the integer or real types supported for the MAX operation and has a corresponding *TYPENAME* as specified by Table 11.

### 9.10.9.5 MIN

Performs a minimum-value reduction across a set of PEs.

**C11:**

```
int shmem_min_reduce(shmem_team_t team, TYPE *dest, const TYPE *source, size_t nreduce);
```

where *TYPE* is one of the integer or real types supported for the MIN operation as specified by Table 10.

**C/C++:**

```
int shmem_TYPENAME_min_reduce(shmem_team_t team, TYPE *dest, const TYPE *source, size_t nreduce);
```

where *TYPE* is one of the integer or real types supported for the MIN operation and has a corresponding *TYPE-NAME* as specified by Table 10.

— deprecation start —

```
void shmem_TYPENAME_min_to_all(TYPE *dest, const TYPE *source, int nreduce, int PE_start, int logPE_stride, int PE_size, TYPE *pWrk, long *pSync);
```

— deprecation end —

where *TYPE* is one of the integer or real types supported for the MIN operation and has a corresponding *TYPE-NAME* as specified by Table 11.

### 9.10.9.6 SUM

Performs a sum reduction across a set of PEs.

**C11:**

```
int shmem_sum_reduce(shmem_team_t team, TYPE *dest, const TYPE *source, size_t nreduce);
```

where *TYPE* is one of the integer, real, or complex types supported for the SUM operation as specified by Table 10.

**C/C++:**

```
int shmem_TYPENAME_sum_reduce(shmem_team_t team, TYPE *dest, const TYPE *source, size_t nreduce);
```

where *TYPE* is one of the integer, real, or complex types supported for the SUM operation and has a corresponding *TYPENAME* as specified by Table 10.

— deprecation start —

```
void shmem_TYPENAME_sum_to_all(TYPE *dest, const TYPE *source, int nreduce, int PE_start,
    int logPE_stride, int PE_size, TYPE *pWrk, long *pSync);
```

— deprecation end —

where *TYPE* is one of the integer, real, or complex types supported for the SUM operation and has a corresponding *TYPENAME* as specified by Table 11.

### 9.10.9.7 PROD

Performs a product reduction across a set of PEs.

**C11:**

```
int shmem_prod_reduce(shmem_team_t team, TYPE *dest, const TYPE *source, size_t nreduce);
```

where *TYPE* is one of the integer, real, or complex types supported for the PROD operation as specified by Table 10.

**C/C++:**

```
int shmem_TYPENAME_prod_reduce(shmem_team_t team, TYPE *dest, const TYPE *source, size_t
    nreduce);
```

where *TYPE* is one of the integer, real, or complex types supported for the PROD operation and has a corresponding *TYPENAME* as specified by Table 10.

— deprecation start —

```
void shmem_TYPENAME_prod_to_all(TYPE *dest, const TYPE *source, int nreduce, int PE_start,
    int logPE_stride, int PE_size, TYPE *pWrk, long *pSync);
```

— deprecation end —

where *TYPE* is one of the integer, real, or complex types supported for the PROD operation and has a corresponding *TYPENAME* as specified by Table 11.

## DESCRIPTION

### Arguments

<b>IN</b>	<i>team</i>	The team over which to perform the operation.
<b>OUT</b>	<i>dest</i>	Symmetric address of an array, of length <i>nreduce</i> elements, to receive the result of the reduction routines. The type of <i>dest</i> should match that implied in the SYNOPSIS section.
<b>IN</b>	<i>source</i>	Symmetric address of an array, of length <i>nreduce</i> elements, that contains one element for each separate reduction routine. The type of <i>source</i> should match that implied in the SYNOPSIS section.
<b>IN</b>	<i>nreduce</i>	The number of elements in the <i>dest</i> and <i>source</i> arrays. In teams based API calls, <i>nreduce</i> must be of type <i>size_t</i> .

— deprecation start —

<b>IN</b>	<i>nreduce</i>	In active-set based API calls, <i>nreduce</i> must be of type integer.
<b>IN</b>	<i>PE_start</i>	The lowest PE number of the active set of PEs.

<b>IN</b>	<i>logPE_stride</i>	The log (base 2) of the stride between consecutive PE numbers in the active set.
<b>IN</b>	<i>PE_size</i>	The number of PEs in the active set.
<b>IN</b>	<i>pWrk</i>	Symmetric address of a work array of size at least $\max(nreduce/2 + 1, SHMEM\_REDUCE\_MIN\_WRKDATA\_SIZE)$ elements.
<b>IN</b>	<i>pSync</i>	Symmetric address of a work array of size at least <i>SHMEM_REDUCE_SYNC_SIZE</i> .

---

— deprecation end —

### API Description

OpenSHMEM reduction routines are collective routines over an existing OpenSHMEM team that compute one or more reductions across symmetric arrays on multiple PEs. A reduction performs an associative binary routine across a set of values.

The *nreduce* argument determines the number of separate reductions to perform. The *source* array on all PEs participating in the reduction provides one element for each reduction. The results of the reductions are placed in the *dest* array on all PEs participating in the reduction.

The same *source* and *dest* arrays must be passed by all PEs that participate in the collective. The *source* and *dest* arguments must either be the same symmetric address, or two different symmetric addresses corresponding to buffers that do not overlap in memory. That is, they must be completely overlapping (sometimes referred to as an “in place” reduction) or completely disjoint.

Team-based reduction routines operate over all PEs in the provided team argument. All PEs in the provided team must participate in the reduction. If *team* compares equal to *SHMEM\_TEAM\_INVALID* or is otherwise invalid, the behavior is undefined.

Before any PE calls a reduction routine, the following conditions must be ensured, otherwise the behavior is undefined:

- The *dest* array on all PEs in the team is ready to accept the results of the operation.
- The *source* array at the local PE is ready to be read by any PE in the team.

The application does not need to synchronize to ensure that the *source* array is ready across all PEs prior to calling this routine.

Upon return from a reduction routine, the following are true for the local PE:

- The *dest* array is updated and the *source* array may be safely reused.

---

— deprecation start —

OpenSHMEM reduction routines are collective routines over an active set that compute one or more reductions across symmetric arrays on multiple PEs. A reduction performs an associative binary routine across a set of values.

The *nreduce* argument determines the number of separate reductions to perform. The *source* array on all PEs participating in the reduction provides one element for each reduction. The results of the reductions are placed in the *dest* array on all PEs participating in the reduction.

The same *source* and *dest* arrays must be passed by all PEs that participate in the collective. The *source* and *dest* arguments must either be the same symmetric address, or two different symmetric addresses corresponding to buffers that do not overlap in memory. That is, they must be completely overlapping (sometimes referred to as an “in place” reduction) or completely disjoint.

Active-set-based sync routines operate over all PEs in the active set defined by the *PE\_start*, *logPE\_stride*, *PE\_size* triplet.

As with all active set-based collective routines, each of these routines assumes that only PEs in the active set call the routine. If a PE not in the active set calls an active set-based collective routine, the behavior is undefined.

The values of arguments *nreduce*, *PE\_start*, *logPE\_stride*, and *PE\_size* must be equal on all PEs in the active set. The same *pWrk* and *pSync* work arrays must be passed to all PEs in the active set.

Before any PE calls a reduction routine, the following conditions must be ensured:

- The *dest* array on all PEs participating in the reduction is ready to accept the results of the *reduction*.
- If using active-set-based routines, the *pWrk* and *pSync* arrays on all PEs in the active set are not still in use from a prior call to a collective OpenSHMEM routine.

Otherwise, the behavior is undefined.

Upon return from a reduction routine, the following are true for the local PE:

- The *dest* array is updated and the *source* array may be safely reused.
- If using active-set-based routines, the values in the *pSync* array are restored to the original values.

— deprecation end —

The complex-typed interfaces are only provided for sum and product reductions. When the *C* translation environment does not support complex types<sup>8</sup>, an OpenSHMEM implementation is not required to provide support for these complex-typed interfaces.

## Return Values

Zero on successful local completion. Nonzero otherwise.

## EXAMPLES

**Example 36.** In the following *C11* example, each PE initializes an array of random integers with values between 0 and *npes* - 1, inclusively. An OR reduction then tracks the array indices where maximal values occur (maximal values equal *npes* - 1), and a SUM reduction counts the total number of maximal values across all PEs.

```
#include <shmem.h>
#include <stdio.h>
#include <stdlib.h>

#define NELEMS 32

int main(void) {
    shmem_init();
    int mype = shmem_my_pe();
    int npes = shmem_n_pes();

    int *values = shmem_malloc(NELEMS * sizeof(int));

    unsigned char *value_is_maximal = shmem_malloc(NELEMS * sizeof(unsigned char));
    unsigned char *value_is_maximal_all = shmem_malloc(NELEMS * sizeof(unsigned char));

    static int maximal_values_count = 0;
    static int maximal_values_total;

    srand((unsigned)mype);

    for (int i = 0; i < NELEMS; i++) {
        values[i] = rand() % npes;

        /* Track and count instances of maximal values (i.e., values equal to (npes-1)) */
        value_is_maximal[i] = (values[i] == (npes - 1)) ? 1 : 0;
        maximal_values_count += value_is_maximal[i];
    }

    /* Wait for all PEs to initialize reductions arrays */
    shmem_sync(SHMEM_TEAM_WORLD);

    shmem_or_reduce(SHMEM_TEAM_WORLD, value_is_maximal_all, value_is_maximal, NELEMS);
    shmem_sum_reduce(SHMEM_TEAM_WORLD, &maximal_values_total, &maximal_values_count, 1);

    if (mype == 0) {
```

<sup>8</sup>That is, under *C* language standards prior to *C99* or under *C11* when `__STDC_NO_COMPLEX__` is defined to 1

```

printf("Found %d maximal random numbers across all PEs.\n", maximal_values_total);
printf("A maximal number occurred (at least once) at the following indices:\n");
for (int i = 0; i < NELEMS; i++) {
    if (value_is_maximal_all[i] == 1) {
        printf("%d ", i);
    }
}
printf("\n");
}

shmem_finalize();
return 0;
}

```

### 9.10.10 SHMEM\_SCAN

Performs inclusive or exclusive prefix sum operations

#### SYNOPSIS

##### C11:

```

int shmem_sum_inscan(shmem_team_t team, TYPE *dest, const TYPE *source, size_t nelems);
int shmem_sum_exscan(shmem_team_t team, TYPE *dest, const TYPE *source, size_t nelems);

```

where *TYPE* is one of the integer, real, or complex types supported for the SUM operation as specified by Table 10.

##### C/C++:

```

int shmem_TYPENAME_sum_inscan(shmem_team_t team, TYPE *dest, const TYPE *source, size_t
nelems);
int shmem_TYPENAME_sum_exscan(shmem_team_t team, TYPE *dest, const TYPE *source, size_t
nelems);

```

where *TYPE* is one of the integer, real, or complex types supported for the SUM operation and has a corresponding *TYPENAME* as specified by Table 10.

#### DESCRIPTION

##### Arguments

IN	<i>team</i>	The team over which to perform the operation.
OUT	<i>dest</i>	Symmetric address of an array, of length <i>nelems</i> elements, to receive the result of the scan operation. The type of <i>dest</i> should match that implied in the SYNOPSIS section.
IN	<i>source</i>	Symmetric address of an array, of length <i>nelems</i> elements, that contains one element for each separate scan operation. The type of <i>source</i> should match that implied in the SYNOPSIS section.
IN	<i>nelems</i>	The number of elements in the <i>dest</i> and <i>source</i> arrays.

#### API Description

The *shmem\_sum\_inscan* and *shmem\_sum\_exscan* routines are collective routines over an OpenSHMEM team that compute one or more scan (or prefix sum) operations across symmetric arrays on multiple PEs. The scan operations are performed with the SUM operator.

The *nelems* argument determines the number of separate scan operations to perform. The *source* array on all PEs participating in the operation provides one element for each scan. The results of the scan operations are placed in the *dest* array on all PEs participating in the scan.

The `shmem_sum_inscan` routine performs an inclusive scan operation, while the `shmem_sum_exscan` routine performs an exclusive scan operation.

For `shmem_sum_inscan`, the value of the  $j$ -th element in the `dest` array on PE  $i$  is defined as:

$$\text{dest}_{i,j} = \sum_{k=0}^i \text{source}_{k,j}$$

For `shmem_sum_exscan`, the value of the  $j$ -th element in the `dest` array on PE  $i$  is defined as:

$$\text{dest}_{i,j} = \begin{cases} \sum_{k=0}^{i-1} \text{source}_{k,j}, & \text{if } i \neq 0 \\ 0, & \text{if } i = 0 \end{cases}$$

The same `source` and `dest` arrays must be passed by all PEs that participate in the collective. The `source` and `dest` arguments must either be the same symmetric address, or two different symmetric addresses corresponding to buffers that do not overlap in memory. That is, they must be completely overlapping (sometimes referred to as an “in place” reduction) or completely disjoint.

Team-based scan routines operate over all PEs in the provided team argument. All PEs in the provided team must participate in the scan operation. If `team` compares equal to `SHMEM_TEAM_INVALID` or is otherwise invalid, the behavior is undefined.

Before any PE calls a scan routine, the following conditions must be ensured, otherwise the behavior is undefined:

- The `dest` array on all PEs in the team is ready to accept the result of the operation.
- The `source` array at the local PE is ready to be read by any PE in the team.

The application does not need to synchronize to ensure that the `source` array is ready across all PEs prior to calling this routine.

Upon return from a scan routine, the following are true for the local PE: the `dest` array is updated, and the `source` array may be safely reused.

When the `C` translation environment does not support complex types, an OpenSHMEM implementation is not required to provide support for these complex-typed interfaces.

## Return Values

Zero on successful local completion. Nonzero otherwise.

## EXAMPLES

**Example 37.** In the following `C11` example, the `collect_at` function gathers a variable amount of data from each PE and concatenates it, in order, at the target PE `who`. Note that this routine is behaviorally similar to `shmem_collect`, except that this routine only gathers the data to a single PE.

```
#include <shmem.h>

int collect_at(shmem_team_t team, void *dest, const void *source, size_t nbytes, int
  who) {
    static size_t sym_nbytes;
    sym_nbytes = nbytes;
    shmem_team_sync(team);
    int rc = shmem_sum_exscan(team, &sym_nbytes, &sym_nbytes, 1);
    shmem_putmem((void *)((uintptr_t)dest + sym_nbytes), source, nbytes, who);
    shmem_quiet();
    shmem_team_sync(team);
    return rc;
}
```



## 9.11 Point-To-Point Synchronization Routines

The following section discusses OpenSHMEM APIs that provide a mechanism for synchronization between two PEs based on the value of a symmetric data object. The point-to-point synchronization routines can be used to portably ensure that memory access operations observe remote updates in the order enforced by the initiator PE using the *put-with-signal*, *shmem\_fence* and *shmem\_quiet* routines.

Where appropriate compiler support is available, OpenSHMEM provides type-generic point-to-point synchronization interfaces via *C11* generic selection. Such type-generic routines are supported for the “standard AMO types” identified in Table 6.

The standard AMO types include some of the exact-width integer types defined in *stdint.h* by *C99* §7.18.1.1 and *C11* §7.20.1.1. When the *C* translation environment does not provide exact-width integer types with *stdint.h*, an OpenSHMEM implementation is not required to provide support for these types. The *shmem\_test\_any* and *shmem\_wait\_until\_any* routines require the *SIZE\_MAX* macro defined in *stdint.h* by *C99* §7.18.3 and *C11* §7.20.3.

— deprecation start —

<i>TYPE</i>	<i>TYPENAME</i>
short	short
int	int
long	long
long long	longlong
unsigned short	ushort
unsigned int	uint
unsigned long	ulong
unsigned long long	ulonglong
int32_t	int32
int64_t	int64
uint32_t	uint32
uint64_t	uint64
size_t	size
ptrdiff_t	ptrdiff

Table 12: Point-to-Point Synchronization Types and Names

— deprecation end —

The point-to-point synchronization interface provides named constants whose values are integer constant expressions that specify the comparison operators used by OpenSHMEM synchronization routines. The constant names and associated operations are presented in Table 13.

Constant Name	Comparison
<i>SHMEM_CMP_EQ</i>	Equal
<i>SHMEM_CMP_NE</i>	Not equal
<i>SHMEM_CMP_GT</i>	Greater than
<i>SHMEM_CMP_GE</i>	Greater than or equal to
<i>SHMEM_CMP_LT</i>	Less than
<i>SHMEM_CMP_LE</i>	Less than or equal to

Table 13: Point-to-Point Comparison Constants

### 9.11.1 SHMEM\_WAIT\_UNTIL

Wait for a variable on the local PE to change.

**SYNOPSIS****C11:**

```
void shmem_wait_until(TYPE *ivar, int cmp, TYPE cmp_value);
```

where *TYPE* is one of the standard AMO types specified by Table 6,

— deprecation start —

or *TYPE* is one of {*short*, *unsigned short*}.

— deprecation end —

**C/C++:**

```
void shmem_TYPENAME_wait_until(TYPE *ivar, int cmp, TYPE cmp_value);
```

where *TYPE* is one of the standard AMO types and has a corresponding *TYPENAME* specified by Table 6,

— deprecation start —

or *TYPE* is one of {*short*, *unsigned short*} and has a corresponding *TYPENAME* specified by Table 12.

— deprecation end —

— deprecation start —

```
void shmem_wait_until(long *ivar, int cmp, long cmp_value);
void shmem_wait(long *ivar, long cmp_value);
void shmem_TYPENAME_wait(TYPE *ivar, TYPE cmp_value);
```

where *TYPE* is one of {*short*, *int*, *long*, *long long*} and has a corresponding *TYPENAME* specified by Table 12.

— deprecation end —

**DESCRIPTION****Arguments**

<b>IN</b>	<i>ivar</i>	Symmetric address of a remotely accessible data object. The type of <i>ivar</i> should match that implied in the SYNOPSIS section.
<b>IN</b>	<i>cmp</i>	The compare operator that compares <i>ivar</i> with <i>cmp_value</i> .
<b>IN</b>	<i>cmp_value</i>	The value to be compared with <i>ivar</i> . The type of <i>cmp_value</i> should match that implied in the SYNOPSIS section.

**API Description**

The *shmem\_wait* and *shmem\_wait\_until* operations block until the value contained in the symmetric data object, *ivar*, at the calling PE satisfies the wait condition. The *ivar* object at the calling PE may be updated by an AMO performed by a thread located within the calling PE or within another PE.

These routines can be used to implement point-to-point synchronization between PEs or between threads within the same PE. A call to *shmem\_wait* blocks until the value of *ivar* at the calling PE is not equal to *cmp\_value*. A call to *shmem\_wait\_until* blocks until the value of *ivar* at the calling PE satisfies the wait condition specified by the comparison operator, *cmp*, and comparison value, *cmp\_value*.

Implementations must ensure that *shmem\_wait* and *shmem\_wait\_until* do not return before the update of the memory indicated by *ivar* is fully complete.

**Return Values**

None

**Notes**

As of OpenSHMEM 1.4, the *shmem\_wait* routine is deprecated; however, *shmem\_wait* is equivalent to *shmem\_wait\_until* where *cmp* is *SHMEM\_CMP\_NE*.

**Note to Implementers**

Some platforms may allow wait operations to efficiently poll or block on an update to *ivar*. On others, an atomic read operation may be needed to observe updates to *ivar*. On platforms where atomic read operations incur high overhead, implementations may be able to reduce the number of atomic reads performed by using non-atomic reads of *ivar* to wait for a change to occur, followed by an atomic read operation to fetch the updated value until the synchronization condition is satisfied.

**9.11.2 SHMEM\_WAIT\_UNTIL\_ALL**

Wait on an array of variables on the local PE until all variables meet the specified wait condition.

**SYNOPSIS****C11:**

```
void shmem_wait_until_all(TYPE *ivars, size_t nelems, const int *status, int cmp,
    TYPE cmp_value);
```

where *TYPE* is one of the standard AMO types specified by Table 6.

**C/C++:**

```
void shmem_TYPENAME_wait_until_all(TYPE *ivars, size_t nelems, const int *status, int cmp,
    TYPE cmp_value);
```

where *TYPE* is one of the standard AMO types and has a corresponding *TYPENAME* specified by Table 6.

**DESCRIPTION****Arguments**

<b>IN</b>	<i>ivars</i>	Symmetric address of an array of remotely accessible data objects. The type of <i>ivars</i> should match that implied in the SYNOPSIS section.
<b>IN</b>	<i>nelems</i>	The number of elements in the <i>ivars</i> array.
<b>IN</b>	<i>status</i>	Local address of an optional mask array of length <i>nelems</i> that indicates which elements in <i>ivars</i> are excluded from the wait set.
<b>IN</b>	<i>cmp</i>	A comparison operator from Table 13 that compares elements of <i>ivars</i> with <i>cmp_value</i> .
<b>IN</b>	<i>cmp_value</i>	The value to be compared with the objects pointed to by <i>ivars</i> . The type of <i>cmp_value</i> should match that implied in the SYNOPSIS section.

**API Description**

The *shmem\_wait\_until\_all* routine waits until all entries in the wait set specified by *ivars* and *status* have satisfied the wait condition at the calling PE. The *ivars* objects at the calling PE may be updated by an AMO performed by a thread located within the calling PE or within another PE. If *nelems* is 0, the wait set is empty and this routine returns immediately. This routine compares each element of the *ivars* array in the wait set with the value *cmp\_value* according to the comparison operator *cmp* at the calling PE. This routine is semantically similar to *shmem\_wait\_until* in Section 9.11.1, but adds support for point-to-point synchronization involving an array of symmetric data objects.

The optional *status* is a mask array of length *nelems* where each element corresponds to the respective element in *ivars* and indicates whether the element is excluded from the wait set. Elements of *status* set to 0 will be included in the wait set, and elements set to a nonzero value will be ignored. If all elements in *status* are nonzero or *nelems* is 0, the wait set is empty and this routine returns immediately. If *status* is a null pointer, it is ignored and all elements in *ivars* are included in the wait set. The *ivars* and *status* arrays must not overlap in memory.

Implementations must ensure that *shmem\_wait\_until\_all* does not return before the update of the memory indicated by *ivars* is fully complete.

### Return Values

None.

### EXAMPLES

**Example 38.** The following C11 example demonstrates the use of *shmem\_wait\_until\_all* to implement a simple linear barrier synchronization.

```
#include <shmem.h>

int main(void) {
    shmem_init();
    int mype = shmem_my_pe();
    int npes = shmem_n_pes();

    int *flags = shmem_calloc(npes, sizeof(int));
    int *status = NULL;

    for (int i = 0; i < npes; i++)
        shmem_atomic_set(&flags[mype], 1, i);

    shmem_wait_until_all(flags, npes, status, SHMEM_CMP_EQ, 1);

    shmem_free(flags);
    shmem_finalize();
    return 0;
}
```

### 9.11.3 SHMEM\_WAIT\_UNTIL\_ANY

Wait on an array of variables on the local PE until any one variable meets the specified wait condition.

#### SYNOPSIS

##### C11:

```
size_t shmem_wait_until_any(TYPE *ivars, size_t nelems, const int *status, int cmp,
    TYPE cmp_value);
```

where *TYPE* is one of the standard AMO specified by Table 6.

##### C/C++:

```
size_t shmem_TYPENAME_wait_until_any(TYPE *ivars, size_t nelems, const int *status,
    int cmp, TYPE cmp_value);
```

where *TYPE* is one of the standard AMO types and has a corresponding *TYPENAME* specified by Table 6.

#### DESCRIPTION

**Arguments**

<b>IN</b>	<i>ivars</i>	Symmetric address of an array of remotely accessible data objects. The type of <i>ivars</i> should match that implied in the SYNOPSIS section.
<b>IN</b>	<i>nelems</i>	The number of elements in the <i>ivars</i> array.
<b>IN</b>	<i>status</i>	Local address of an optional mask array of length <i>nelems</i> that indicates which elements in <i>ivars</i> are excluded from the wait set.
<b>IN</b>	<i>cmp</i>	A comparison operator from Table 13 that compares elements of <i>ivars</i> with <i>cmp_value</i> .
<b>IN</b>	<i>cmp_value</i>	The value to be compared with the objects pointed to by <i>ivars</i> . The type of <i>cmp_value</i> should match that implied in the SYNOPSIS section.

**API Description**

The *shmem\_wait\_until\_any* routine waits until any one entry in the wait set specified by *ivars* and *status* satisfies the wait condition at the calling PE. The *ivars* objects at the calling PE may be updated by an AMO performed by a thread located within the calling PE or within another PE. This routine compares each element of the *ivars* array in the wait set with the value *cmp\_value* according to the comparison operator *cmp* at the calling PE. The order in which these elements are waited upon is unspecified. If an entry *i* in *ivars* within the wait set satisfies the wait condition, a series of calls to *shmem\_wait\_until\_any* must eventually return *i*.

The optional *status* is a mask array of length *nelems* where each element corresponds to the respective element in *ivars* and indicates whether the element is excluded from the wait set. Elements of *status* set to 0 will be included in the wait set, and elements set to a nonzero value will be ignored. If all elements in *status* are nonzero or *nelems* is 0, the wait set is empty and this routine returns *SIZE\_MAX*. If *status* is a null pointer, it is ignored and all elements in *ivars* are included in the wait set. The *ivars* and *status* arrays must not overlap in memory.

Implementations must ensure that *shmem\_wait\_until\_any* does not return before the update of the memory indicated by *ivars* is fully complete.

**Return Values**

*shmem\_wait\_until\_any* returns the index of an element in the *ivars* array that satisfies the wait condition. If the wait set is empty, this routine returns *SIZE\_MAX*.

**EXAMPLES**

**Example 39.** The following *C11* example demonstrates the use of *shmem\_wait\_until\_any* to process a simple all-to-all transfer of *N* data elements via a sum reduction.

```
#include <shmem.h>
#include <stdlib.h>

#define N 100

int main(void) {
    int total_sum = 0;

    shmem_init();
    int mype = shmem_my_pe();
    int npes = shmem_n_pes();

    int *my_data = malloc(N * sizeof(int));
    int *all_data = shmem_malloc(N * npes * sizeof(int));

    int *flags = shmem_calloc(npes, sizeof(int));
    int *status = calloc(npes, sizeof(int));
```

```

for (int i = 0; i < N; i++)
    my_data[i] = mype * N + i;

for (int i = 0; i < npes; i++)
    shmem_put_nbi(&all_data[mype * N], my_data, N, i);

shmem_fence();

for (int i = 0; i < npes; i++)
    shmem_atomic_set(&flags[mype], 1, i);

for (int i = 0; i < npes; i++) {
    size_t completed_idx = shmem_wait_until_any(flags, npes, status, SHMEM_CMP_NE, 0);
    for (int j = 0; j < N; j++) {
        total_sum += all_data[completed_idx * N + j];
    }
    status[completed_idx] = 1;
}

/* check the result */
int M = N * npes - 1;
if (total_sum != M * (M + 1) / 2) {
    shmem_global_exit(1);
}

shmem_finalize();
return 0;
}

```

#### 9.11.4 SHMEM\_WAIT\_UNTIL\_SOME

Wait on an array of variables on the local PE until at least one variable meets the specified wait condition.

##### SYNOPSIS

###### C11:

```
size_t shmem_wait_until_some(TYPE *ivars, size_t nelems, size_t *indices, const int *status,
int cmp, TYPE cmp_value);
```

where *TYPE* is one of the standard AMO types specified by Table 6.

###### C/C++:

```
size_t shmem_TYPENAME_wait_until_some(TYPE *ivars, size_t nelems, size_t *indices,
const int *status, int cmp, TYPE cmp_value);
```

where *TYPE* is one of the standard AMO types and has a corresponding *TYPENAME* specified by Table 6.

##### DESCRIPTION

###### Arguments

<b>IN</b>	<i>ivars</i>	Symmetric address of an array of remotely accessible data objects. The type of <i>ivars</i> should match that implied in the SYNOPSIS section.
<b>IN</b>	<i>nelems</i>	The number of elements in the <i>ivars</i> array.
<b>OUT</b>	<i>indices</i>	Local address of an array of indices of length at least <i>nelems</i> into <i>ivars</i> that satisfied the wait condition.
<b>IN</b>	<i>status</i>	Local address of an optional mask array of length <i>nelems</i> that indicates which elements in <i>ivars</i> are excluded from the wait set.
<b>IN</b>	<i>cmp</i>	A comparison operator from Table 13 that compares elements of <i>ivars</i> with <i>cmp_value</i> .

**IN**            *cmp\_value*        The value to be compared with the objects pointed to by *ivars*. The type of *cmp\_value* should match that implied in the SYNOPSIS section.

### API Description

The *shmem\_wait\_until\_some* routine waits until at least one entry in the wait set specified by *ivars* and *status* satisfies the wait condition at the calling PE. The *ivars* objects at the calling PE may be updated by an AMO performed by a thread located within the calling PE or within another PE. This routine compares each element of the *ivars* array in the wait set with the value *cmp\_value* according to the comparison operator *cmp* at the calling PE. This routine tests all elements of *ivars* in the wait set at least once, and the order in which the elements are waited upon is unspecified.

Upon return, the *indices* array contains the indices of at least one element in the wait set that satisfied the wait condition during the call to *shmem\_wait\_until\_some*. The return value of *shmem\_wait\_until\_some* is equal to the total number of these satisfied elements. For a given return value *N*, the first *N* elements of the *indices* array contain those unique indices that satisfied the wait condition. These first *N* elements of *indices* may be unordered with respect to the corresponding indices of *ivars*. The array pointed to by *indices* must be at least *nelems* long. If an entry *i* in *ivars* within the wait set satisfies the wait condition, a series of calls to *shmem\_wait\_until\_some* must eventually include *i* in the *indices* array.

The optional *status* is a mask array of length *nelems* where each element corresponds to the respective element in *ivars* and indicates whether the element is excluded from the wait set. Elements of *status* set to 0 will be included in the wait set, and elements set to a nonzero value will be ignored. If all elements in *status* are nonzero or *nelems* is 0, the wait set is empty and this routine returns 0. If *status* is a null pointer, it is ignored and all elements in *ivars* are included in the wait set. The *ivars*, *indices*, and *status* arrays must not overlap in memory.

Implementations must ensure that *shmem\_wait\_until\_some* does not return before the update of the memory indicated by *ivars* is fully complete.

### Return Values

*shmem\_wait\_until\_some* returns the number of indices returned in the *indices* array. If the wait set is empty, this routine returns 0.

### EXAMPLES

**Example 40.** The following C11 example demonstrates the use of *shmem\_wait\_until\_some* to process a simple all-to-all transfer of *N* data elements via a sum reduction. This pattern is similar to the *shmem\_wait\_until\_any* example above, but may reduce the number of iterations in the while loop.

```
#include <shmem.h>
#include <stdlib.h>

#define N 100

int main(void) {
    int total_sum = 0;

    shmem_init();
    int mype = shmem_my_pe();
    int npes = shmem_n_pes();

    int *my_data = malloc(N * sizeof(int));
    int *all_data = shmem_malloc(N * npes * sizeof(int));

    int *flags = shmem_calloc(npes, sizeof(int));
    size_t *indices = malloc(npes * sizeof(size_t));
    int *status = calloc(npes, sizeof(int));

    for (int i = 0; i < N; i++)
```

```

    my_data[i] = mype * N + i;
for (int i = 0; i < npes; i++)
    shmem_put_nbi(&all_data[mype * N], my_data, N, i);

shmem_fence();

for (int i = 0; i < npes; i++)
    shmem_atomic_set(&flags[mype], 1, i);

size_t ncompleted;
while (
    (ncompleted = shmem_wait_until_some(flags, npes, indices, status, SHMEM_CMP_NE,
    0))) {
    for (size_t i = 0; i < ncompleted; i++) {
        for (size_t j = 0; j < N; j++) {
            total_sum += all_data[indices[i] * N + j];
        }
        status[indices[i]] = 1;
    }
}

/* check the result */
int M = N * npes - 1;
if (total_sum != M * (M + 1) / 2) {
    shmem_global_exit(1);
}

shmem_finalize();
return 0;
}

```

### 9.11.5 SHMEM\_WAIT\_UNTIL\_ALL\_VECTOR

Wait on an array of variables on the local PE until all variables meet the specified wait conditions.

#### SYNOPSIS

##### C11:

```
void shmem_wait_until_all_vector(TYPE *ivars, size_t nelems, const int *status, int cmp,
    TYPE *cmp_values);
```

where *TYPE* is one of the standard AMO types specified by Table 6.

##### C/C++:

```
void shmem_TYPENAME_wait_until_all_vector(TYPE *ivars, size_t nelems, const int *status, int
    cmp, TYPE *cmp_values);
```

where *TYPE* is one of the standard AMO types and has a corresponding *TYPENAME* specified by Table 6.

#### DESCRIPTION

##### Arguments

<b>IN</b>	<i>ivars</i>	Symmetric address of an array of remotely accessible data objects. The type of <i>ivars</i> should match that implied in the SYNOPSIS section.
<b>IN</b>	<i>nelems</i>	The number of elements in the <i>ivars</i> array.
<b>IN</b>	<i>status</i>	Local address of an optional mask array of length <i>nelems</i> that indicates which elements in <i>ivars</i> are excluded from the wait set.



<b>IN</b>	<i>cmp</i>	A comparison operator from Table 13 that compares elements of <i>ivars</i> with elements of <i>cmp_values</i> .
<b>IN</b>	<i>cmp_values</i>	Local address of an array of length <i>nelems</i> containing values to be compared with the respective objects in <i>ivars</i> . The type of <i>cmp_values</i> should match that implied in the SYNOPSIS section.

### API Description

The *shmem\_wait\_until\_all\_vector* routine waits until all entries in the wait set specified by *ivars* and *status* have satisfied the wait conditions at the calling PE. The *ivars* objects at the calling PE may be updated by an AMO performed by a thread located within the calling PE or within another PE. If *nelems* is 0, the wait set is empty and this routine returns immediately. This routine compares each element of the *ivars* array in the wait set with each respective value in *cmp\_values* according to the comparison operator *cmp* at the calling PE.

The optional *status* is a mask array of length *nelems* where each element corresponds to the respective element in *ivars* and indicates whether the element is excluded from the wait set. Elements of *status* set to 0 will be included in the wait set, and elements set to a nonzero value will be ignored. If all elements in *status* are nonzero or *nelems* is 0, the wait set is empty and this routine returns immediately. If *status* is a null pointer, it is ignored and all elements in *ivars* are included in the wait set. The *ivars* and *status* arrays must not overlap in memory.

Implementations must ensure that *shmem\_wait\_until\_all\_vector* does not return before the update of the memory indicated by *ivars* is fully complete.

### Return Values

None.

## 9.11.6 SHMEM\_WAIT\_UNTIL\_ANY\_VECTOR

Wait on an array of variables on the local PE until any one variable meets its specified wait condition.

### SYNOPSIS

#### C11:

```
size_t shmem_wait_until_any_vector(TYPE *ivars, size_t nelems, const int *status, int cmp,
TYPE *cmp_values);
```

where *TYPE* is one of the standard AMO types specified by Table 6.

#### C/C++:

```
size_t shmem_TYPENAME_wait_until_any_vector(TYPE *ivars, size_t nelems, const int *status,
int cmp, TYPE *cmp_values);
```

where *TYPE* is one of the standard AMO types and has a corresponding *TYPENAME* specified by Table 6.

### DESCRIPTION

#### Arguments

<b>IN</b>	<i>ivars</i>	Symmetric address of an array of remotely accessible data objects. The type of <i>ivars</i> should match that implied in the SYNOPSIS section.
<b>IN</b>	<i>nelems</i>	The number of elements in the <i>ivars</i> array.
<b>IN</b>	<i>status</i>	Local address of an optional mask array of length <i>nelems</i> that indicates which elements in <i>ivars</i> are excluded from the wait set.

<b>IN</b>	<i>cmp</i>	A comparison operator from Table 13 that compares elements of <i>ivars</i> with elements of <i>cmp_values</i> .
<b>IN</b>	<i>cmp_values</i>	Local address of an array of length <i>nelems</i> containing values to be compared with the respective objects in <i>ivars</i> . The type of <i>cmp_values</i> should match that implied in the SYNOPSIS section.

### API Description

The *shmem\_wait\_until\_any\_vector* routine waits until any one entry in the wait set specified by *ivars* and *status* satisfies the wait condition at the calling PE. The *ivars* objects at the calling PE may be updated by an AMO performed by a thread located within the calling PE or within another PE. This routine compares each element of the *ivars* array in the wait set with each respective value in *cmp\_values* according to the comparison operator *cmp* at the calling PE. The order in which these elements are waited upon is unspecified. If an entry *i* in *ivars* within the wait set satisfies the wait condition, a series of calls to *shmem\_wait\_until\_any\_vector* must eventually return *i*.

The optional *status* is a mask array of length *nelems* where each element corresponds to the respective element in *ivars* and indicates whether the element is excluded from the wait set. Elements of *status* set to 0 will be included in the wait set, and elements set to a nonzero value will be ignored. If all elements in *status* are nonzero or *nelems* is 0, the wait set is empty and this routine returns *SIZE\_MAX*. If *status* is a null pointer, it is ignored and all elements in *ivars* are included in the wait set. The *ivars* and *status* arrays must not overlap in memory.

Implementations must ensure that *shmem\_wait\_until\_any\_vector* does not return before the update of the memory indicated by *ivars* is fully complete.

### Return Values

*shmem\_wait\_until\_any\_vector* returns the index of an element in the *ivars* array that satisfies the wait condition. If the wait set is empty, this routine returns *SIZE\_MAX*.

### EXAMPLES

**Example 41.** The following *C11* example demonstrates the use of *shmem\_wait\_until\_any\_vector* to wait on values that differ between even PEs and odd PEs.

```
#include <shmem.h>
#include <stdlib.h>

#define N 100

int main(void) {
    int total_sum = 0;

    shmem_init();
    int mype = shmem_my_pe();
    int npes = shmem_n_pes();

    int *ivars = shmem_calloc(npes, sizeof(int));
    int *status = calloc(npes, sizeof(int));
    int *cmp_values = malloc(npes * sizeof(int));

    /* All odd PEs put 2 and all even PEs put 1 */
    for (int i = 0; i < npes; i++) {
        shmem_atomic_set(&ivars[mype], mype % 2 + 1, i);

        /* Set cmp_values to the expected values coming from each PE */
        cmp_values[i] = i % 2 + 1;
    }

    for (int i = 0; i < npes; i++) {
        size_t completed_idx =
```

```

        shmem_wait_until_any_vector(ivars, npes, status, SHMEM_CMP_EQ, cmp_values);
        status[completed_idx] = 1;
        total_sum += ivars[completed_idx];
    }

    /* check the result */
    int correct_result = npes + npes / 2;

    if (total_sum != correct_result) {
        shmem_global_exit(1);
    }

    shmem_finalize();
    return 0;
}

```

### 9.11.7 SHMEM\_WAIT\_UNTIL\_SOME\_VECTOR

Wait on an array of variables on the local PE until at least one variable meets the its specified wait condition.

#### SYNOPSIS

##### C11:

```

size_t shmem_wait_until_some_vector(TYPE *ivars, size_t nelems, size_t *indices,
    const int *status, int cmp, TYPE *cmp_values);

```

where *TYPE* is one of the standard AMO types specified by Table 6.

##### C/C++:

```

size_t shmem_TYPENAME_wait_until_some_vector(TYPE *ivars, size_t nelems, size_t *indices,
    const int *status, int cmp, TYPE *cmp_values);

```

where *TYPE* is one of the standard AMO types and has a corresponding *TYPENAME* specified by Table 6.

#### DESCRIPTION

##### Arguments

IN	<i>ivars</i>	Symmetric address of an array of remotely accessible data objects. The type of <i>ivars</i> should match that implied in the SYNOPSIS section.
IN	<i>nelems</i>	The number of elements in the <i>ivars</i> array.
OUT	<i>indices</i>	Local address of an array of indices of length at least <i>nelems</i> into <i>ivars</i> that satisfied the wait condition.
IN	<i>status</i>	Local address of an optional mask array of length <i>nelems</i> that indicates which elements in <i>ivars</i> are excluded from the wait set.
IN	<i>cmp</i>	A comparison operator from Table 13 that compares elements of <i>ivars</i> with elements of <i>cmp_values</i> .
IN	<i>cmp_values</i>	Local address of an array of length <i>nelems</i> containing values to be compared with the respective objects in <i>ivars</i> . The type of <i>cmp_values</i> should match that implied in the SYNOPSIS section.

##### API Description

The *shmem\_wait\_until\_some\_vector* routine waits until at least one entry in the wait set specified by *ivars* and *status* satisfies the wait condition at the calling PE. The *ivars* objects at the calling PE may be updated by an AMO performed by a thread located within the calling PE or within another PE. This

routine compares each element of the *ivars* array in the wait set with each respective value in *cmp\_values* according to the comparison operator *cmp* at the calling PE. This routine tests all elements of *ivars* in the wait set at least once, and the order in which the elements are waited upon is unspecified.

Upon return, the *indices* array contains the indices of at least one element in the wait set that satisfied the wait condition during the call to *shmem\_wait\_until\_some\_vector*. The return value of *shmem\_wait\_until\_some\_vector* is equal to the total number of these satisfied elements. For a given return value *N*, the first *N* elements of the *indices* array contain those unique indices that satisfied the wait condition. These first *N* elements of *indices* may be unordered with respect to the corresponding indices of *ivars*. The array pointed to by *indices* must be at least *nelems* long. If an entry *i* in *ivars* within the wait set satisfies the wait condition, a series of calls to *shmem\_wait\_until\_some\_vector* must eventually include *i* in the *indices* array.

The optional *status* is a mask array of length *nelems* where each element corresponds to the respective element in *ivars* and indicates whether the element is excluded from the wait set. Elements of *status* set to 0 will be included in the wait set, and elements set to a nonzero value will be ignored. If all elements in *status* are nonzero or *nelems* is 0, the wait set is empty and this routine returns 0. If *status* is a null pointer, it is ignored and all elements in *ivars* are included in the wait set. The *ivars*, *indices*, and *status* arrays must not overlap in memory.

Implementations must ensure that *shmem\_wait\_until\_some\_vector* does not return before the update of the memory indicated by *ivars* is fully complete.

#### Return Values

*shmem\_wait\_until\_some\_vector* returns the number of indices returned in the *indices* array. If the wait set is empty, this routine returns 0.

### 9.11.8 SHMEM\_TEST

Indicate whether a variable on the local PE meets the specified condition.

#### SYNOPSIS

##### C11:

```
int shmem_test(TYPE *ivar, int cmp, TYPE cmp_value);
```

where *TYPE* is one of the standard AMO types specified by Table 6,

— deprecation start —

or *TYPE* is one of {*short*, *unsigned short*}.

— deprecation end —

##### C/C++:

```
int shmem_TYPENAME_test(TYPE *ivar, int cmp, TYPE cmp_value);
```

where *TYPE* is one of the standard AMO types and has a corresponding *TYPENAME* specified by Table 6,

— deprecation start —

or *TYPE* is one of {*short*, *unsigned short*} and has a corresponding *TYPENAME* specified by Table 12.

— deprecation end —

#### DESCRIPTION

**Arguments**

<b>IN</b>	<i>ivar</i>	Symmetric address of a remotely accessible data object. The type of <i>ivar</i> should match that implied in the SYNOPSIS section.
<b>IN</b>	<i>cmp</i>	The comparison operator that compares <i>ivar</i> with <i>cmp_value</i> .
<b>IN</b>	<i>cmp_value</i>	The value against which the object pointed to by <i>ivar</i> will be compared. The type of <i>cmp_value</i> should match that implied in the SYNOPSIS section.

**API Description**

*shmem\_test* tests the numeric comparison of the symmetric object pointed to by *ivar* with the value *cmp\_value* according to the comparison operator *cmp*. The *ivar* object at the calling PE may be updated by an AMO performed by a thread located within the calling PE or within another PE.

Implementations must ensure that *shmem\_test* does not return 1 before the update of the memory indicated by *ivar* is fully complete.

**Return Values**

*shmem\_test* returns 1 if the comparison of the symmetric object pointed to by *ivar* with the value *cmp\_value* according to the comparison operator *cmp* evaluates to true; otherwise, it returns 0.

**EXAMPLES**

**Example 42.** The following example demonstrates the use of *shmem\_test* to wait on an array of symmetric objects and return the index of an element that satisfies the specified condition.

```
#include <shmem.h>
#include <stdio.h>

int user_wait_any(long *ivar, int count, int cmp, long value) {
    int idx = 0;
    while (!shmem_test(&ivar[idx], cmp, value))
        idx = (idx + 1) % count;
    return idx;
}

int main(void) {
    shmem_init();
    const int mype = shmem_my_pe();
    const int npes = shmem_n_pes();

    long *wait_vars = shmem_calloc(npes, sizeof(long));
    if (mype == 0) {
        int who = user_wait_any(wait_vars, npes, SHMEM_CMP_NE, 0);
        printf("PE %d observed first update from PE %d\n", mype, who);
    }
    else
        shmem_atomic_set(&wait_vars[mype], mype, 0);

    shmem_free(wait_vars);
    shmem_finalize();
    return 0;
}
```

**9.11.9 SHMEM\_TEST\_ALL**

Indicate whether all variables within an array of variables on the local PE meet a specified test condition.

**SYNOPSIS****C11:**

```
int shmem_test_all(TYPE *ivars, size_t nelems, const int *status, int cmp, TYPE cmp_value);
```

where *TYPE* is one of the standard AMO types specified by Table 6.

**C/C++:**

```
int shmem_TYPENAME_test_all(TYPE *ivars, size_t nelems, const int *status, int cmp,
TYPE cmp_value);
```

where *TYPE* is one of the standard AMO types and has a corresponding *TYPENAME* specified by Table 6.

**DESCRIPTION****Arguments**

<b>IN</b>	<i>ivars</i>	Symmetric address of an array of remotely accessible data objects. The type of <i>ivars</i> should match that implied in the SYNOPSIS section.
<b>IN</b>	<i>nelems</i>	The number of elements in the <i>ivars</i> array.
<b>IN</b>	<i>status</i>	Local address of an optional mask array of length <i>nelems</i> that indicates which elements in <i>ivars</i> are excluded from the test set.
<b>IN</b>	<i>cmp</i>	A comparison operator from Table 13 that compares elements of <i>ivars</i> with <i>cmp_value</i> .
<b>IN</b>	<i>cmp_value</i>	The value to be compared with the objects pointed to by <i>ivars</i> . The type of <i>cmp_value</i> should match that implied in the SYNOPSIS section.

**API Description**

The *shmem\_test\_all* routine indicates whether all entries in the test set specified by *ivars* and *status* have satisfied the test condition at the calling PE. The *ivars* objects at the calling PE may be updated by an AMO performed by a thread located within the calling PE or within another PE. This routine does not block and returns zero if not all entries in *ivars* satisfied the test condition. This routine compares each element of the *ivars* array in the test set with the value *cmp\_value* according to the comparison operator *cmp* at the calling PE.

If *nelems* is 0, the test set is empty and this routine returns 1.

The optional *status* is a mask array of length *nelems* where each element corresponds to the respective element in *ivars* and indicates whether the element is excluded from the test set. Elements of *status* set to 0 will be included in the test set, and elements set to a nonzero value will be ignored. If all elements in *status* are nonzero or *nelems* is 0, the test set is empty and this routine returns 1. If *status* is a null pointer, it is ignored and all elements in *ivars* are included in the test set. The *ivars*, *indices*, and *status* arrays must not overlap in memory.

Implementations must ensure that *shmem\_test\_all* does not return 1 before the update of the memory indicated by *ivars* is fully complete.

**Return Values**

*shmem\_test\_all* returns 1 if all variables in *ivars* satisfy the test condition or if *nelems* is 0, otherwise this routine returns 0.

### 9.11.10 SHMEM\_TEST\_ANY

Indicate whether any one variable within an array of variables on the local PE meets a specified test condition.

#### SYNOPSIS

##### C11:

```
size_t shmem_test_any(TYPE *ivars, size_t nelems, const int *status, int cmp,
                     TYPE cmp_value);
```

where *TYPE* is one of the standard AMO types specified by Table 6.

##### C/C++:

```
size_t shmem_TYPENAME_test_any(TYPE *ivars, size_t nelems, const int *status, int cmp,
                               TYPE cmp_value);
```

where *TYPE* is one of the standard AMO types and has a corresponding *TYPENAME* specified by Table 6.

#### DESCRIPTION

##### Arguments

IN	<i>ivars</i>	Symmetric address of an array of remotely accessible data objects. The type of <i>ivars</i> should match that implied in the SYNOPSIS section.
IN	<i>nelems</i>	The number of elements in the <i>ivars</i> array.
IN	<i>status</i>	Local address of an optional mask array of length <i>nelems</i> that indicates which elements in <i>ivars</i> are excluded from the test set.
IN	<i>cmp</i>	A comparison operator from Table 13 that compares elements of <i>ivars</i> with <i>cmp_value</i> .
IN	<i>cmp_value</i>	The value to be compared with the objects pointed to by <i>ivars</i> . The type of <i>cmp_value</i> should match that implied in the SYNOPSIS section.

##### API Description

The *shmem\_test\_any* routine indicates whether any entry in the test set specified by *ivars* and *status* has satisfied the test condition at the calling PE. The *ivars* objects at the calling PE may be updated by an AMO performed by a thread located within the calling PE or within another PE. This routine does not block and returns *SIZE\_MAX* if no entries in *ivars* satisfied the test condition. This routine compares each element of the *ivars* array in the test set with the value *cmp\_value* according to the comparison operator *cmp* at the calling PE. The order in which these elements are tested is unspecified. If an entry *i* in *ivars* within the test set satisfies the test condition, a series of calls to *shmem\_test\_any* must eventually return *i*.

The optional *status* is a mask array of length *nelems* where each element corresponds to the respective element in *ivars* and indicates whether the element is excluded from the test set. Elements of *status* set to 0 will be included in the test set, and elements set to a nonzero value will be ignored. If all elements in *status* are nonzero or *nelems* is 0, the test set is empty and this routine returns *SIZE\_MAX*. If *status* is a null pointer, it is ignored and all elements in *ivars* are included in the test set. The *ivars* and *status* arrays must not overlap in memory.

Implementations must ensure that *shmem\_test\_any* does not return an index before the update of the memory indicated by the corresponding *ivars* element is fully complete.

##### Return Values

*shmem\_test\_any* returns the index of an element in the *ivars* array that satisfies the test condition. If the test set is empty or no conditions in the test set are satisfied, this routine returns *SIZE\_MAX*.

## EXAMPLES

**Example 43.** The following *C11* example demonstrates the use of *shmem\_test\_any* to implement a simple linear barrier synchronization while potentially overlapping communication with computation.

```
#include <shmem.h>
#include <stdlib.h>

int main(void) {
    shmem_init();
    int mype = shmem_my_pe();
    int npes = shmem_n_pes();

    int *flags = shmem_calloc(npes, sizeof(int));
    int *status = calloc(npes, sizeof(int));

    for (int i = 0; i < npes; i++)
        shmem_atomic_set(&flags[mype], 1, i);

    int ncompleted = 0;
    size_t completed_idx;

    while (ncompleted < npes) {
        completed_idx = shmem_test_any(flags, npes, status, SHMEM_CMP_EQ, 1);
        if (completed_idx != SIZE_MAX) {
            ncompleted++;
            status[completed_idx] = 1;
        }
        else {
            /* Overlap some computation here */
        }
    }

    free(status);
    shmem_free(flags);
    shmem_finalize();
    return 0;
}
```

### 9.11.11 SHMEM\_TEST\_SOME

Indicate whether at least one variable within an array of variables on the local PE meets a specified test condition.

#### SYNOPSIS

##### C11:

```
size_t shmem_test_some(TYPE *ivars, size_t nelems, size_t *indices, const int *status,
    int cmp, TYPE cmp_value);
```

where *TYPE* is one of the standard AMO types specified by Table 6.

##### C/C++:

```
size_t shmem_TYPENAME_test_some(TYPE *ivars, size_t nelems, size_t *indices,
    const int *status, int cmp, TYPE cmp_value);
```

where *TYPE* is one of the standard AMO types and has a corresponding *TYPENAME* specified by Table 6.

#### DESCRIPTION



**Arguments**

<b>IN</b>	<i>ivars</i>	Symmetric address of an array of remotely accessible data objects. The type of <i>ivars</i> should match that implied in the SYNOPSIS section.
<b>IN</b>	<i>nelems</i>	The number of elements in the <i>ivars</i> array.
<b>OUT</b>	<i>indices</i>	Local address of an array of indices of length at least <i>nelems</i> into <i>ivars</i> that satisfied the test condition.
<b>IN</b>	<i>status</i>	Local address of an optional mask array of length <i>nelems</i> that indicates which elements in <i>ivars</i> are excluded from the test set.
<b>IN</b>	<i>cmp</i>	A comparison operator from Table 13 that compares elements of <i>ivars</i> with <i>cmp_value</i> .
<b>IN</b>	<i>cmp_value</i>	The value to be compared with the objects pointed to by <i>ivars</i> . The type of <i>cmp_value</i> should match that implied in the SYNOPSIS section.

**API Description**

The *shmem\_test\_some* routine indicates whether at least one entry in the test set specified by *ivars* and *status* satisfies the test condition at the calling PE. The *ivars* objects at the calling PE may be updated by an AMO performed by a thread located within the calling PE or within another PE. This routine does not block and returns zero if no entries in *ivars* satisfied the test condition. This routine compares each element of the *ivars* array in the test set with the value *cmp\_value* according to the comparison operator *cmp* at the calling PE. This routine tests all elements of *ivars* in the test set at least once, and the order in which the elements are tested is unspecified. If an entry *i* in *ivars* within the test set satisfies the test condition, a series of calls to *shmem\_test\_some* must eventually return *i*.

Upon return, the *indices* array contains the indices of the elements in the test set that satisfied the test condition during the call to *shmem\_test\_some*. The return value of *shmem\_test\_some* is equal to the total number of these satisfied elements. If the return value is *N*, then the first *N* elements of the *indices* array contain those unique indices that satisfied the test condition. These first *N* elements of *indices* may be unordered with respect to the corresponding indices of *ivars*. The array pointed to by *indices* must be at least *nelems* long. If an entry *i* in *ivars* within the test set satisfies the test condition, a series of calls to *shmem\_test\_some* must eventually include *i* in the *indices* array.

The optional *status* is a mask array of length *nelems* where each element corresponds to the respective element in *ivars* and indicates whether the element is excluded from the test set. Elements of *status* set to 0 will be included in the test set, and elements set to a nonzero value will be ignored. If all elements in *status* are nonzero or *nelems* is 0, the test set is empty and this routine returns 0. If *status* is a null pointer, it is ignored and all elements in *ivars* are included in the test set. The *ivars*, *indices*, and *status* arrays must not overlap in memory.

Implementations must ensure that *shmem\_test\_some* does not return indices before the updates of the memory indicated by the corresponding *ivars* elements are fully complete.

**Return Values**

*shmem\_test\_some* returns the number of indices returned in the *indices* array. If the test set is empty, this routine returns 0.

**EXAMPLES**

**Example 44.** The following *C11* example demonstrates the use of *shmem\_test\_some* to process a simple all-to-all transfer of *N* data elements via a sum reduction, while potentially overlapping communication with computation. This pattern is similar to the *shmem\_test\_any* example above, but each while loop iteration may process more than one data item.

```
#include <shmem.h>
#include <stdlib.h>
```

```

#define N 100

int main(void) {
    int total_sum = 0;

    shmem_init();
    int mype = shmem_my_pe();
    int npes = shmem_n_pes();

    int *my_data = malloc(N * sizeof(int));
    int *all_data = shmem_malloc(N * npes * sizeof(int));

    int *flags = shmem_calloc(npes, sizeof(int));
    size_t *indices = calloc(npes, sizeof(size_t));
    int *status = calloc(npes, sizeof(int));

    for (int i = 0; i < N; i++)
        my_data[i] = mype * N + i;

    for (int i = 0; i < npes; i++)
        shmem_put_nbi(&all_data[mype * N], my_data, N, i);

    shmem_fence();

    for (int i = 0; i < npes; i++)
        shmem_atomic_set(&flags[mype], 1, i);

    int ncompleted = 0;

    while (ncompleted < npes) {
        int ntested = shmem_test_some(flags, npes, indices, status, SHMEM_CMP_NE, 0);
        if (ntested > 0) {
            for (int i = 0; i < ntested; i++) {
                for (int j = 0; j < N; j++) {
                    total_sum += all_data[indices[i] * N + j];
                }
                status[indices[i]] = 1;
            }
            ncompleted += ntested;
        }
        else {
            /* Overlap some computation here */
        }
    }

    /* check the result */
    int M = N * npes - 1;
    if (total_sum != M * (M + 1) / 2) {
        shmem_global_exit(1);
    }

    shmem_finalize();
    return 0;
}

```

### 9.11.12 SHMEM\_TEST\_ALL\_VECTOR

Indicate whether all variables within an array of variables on the local PE meet the specified test conditions.

#### SYNOPSIS

##### C11:

```

int shmem_test_all_vector(TYPE *ivars, size_t nelems, const int *status, int cmp,
TYPE *cmp_values);

```

where *TYPE* is one of the standard AMO types specified by Table 6.

**C/C++:**

```
int shmem_TYPENAME_test_all_vector(TYPE *ivars, size_t nelems, const int *status, int cmp,
    TYPE *cmp_values);
```

where *TYPE* is one of the standard AMO types and has a corresponding *TYPENAME* specified by Table 6.

## DESCRIPTION

### Arguments

<b>IN</b>	<i>ivars</i>	Symmetric address of an array of remotely accessible data objects. The type of <i>ivars</i> should match that implied in the SYNOPSIS section.
<b>IN</b>	<i>nelems</i>	The number of elements in the <i>ivars</i> array.
<b>IN</b>	<i>status</i>	Local address of an optional mask array of length <i>nelems</i> that indicates which elements in <i>ivars</i> are excluded from the test set.
<b>IN</b>	<i>cmp</i>	A comparison operator from Table 13 that compares elements of <i>ivars</i> with elements of <i>cmp_values</i> .
<b>IN</b>	<i>cmp_values</i>	Local address of an array of length <i>nelems</i> containing values to be compared with the respective objects in <i>ivars</i> . The type of <i>cmp_values</i> should match that implied in the SYNOPSIS section.

### API Description

The *shmem\_test\_all\_vector* routine indicates whether all entries in the test set specified by *ivars* and *status* have satisfied the test condition at the calling PE. The *ivars* objects at the calling PE may be updated by an AMO performed by a thread located within the calling PE or within another PE. This routine does not block and returns zero if not all entries in *ivars* satisfied the test conditions. This routine compares each element of the *ivars* array in the test set with each respective value in *cmp\_values* according to the comparison operator *cmp* at the calling PE.

The optional *status* is a mask array of length *nelems* where each element corresponds to the respective element in *ivars* and indicates whether the element is excluded from the test set. Elements of *status* set to 0 will be included in the test set, and elements set to a nonzero value will be ignored. If all elements in *status* are nonzero or *nelems* is 0, the test set is empty and this routine returns 1. If *status* is a null pointer, it is ignored and all elements in *ivars* are included in the test set. The *ivars*, *indices*, and *status* arrays must not overlap in memory.

Implementations must ensure that *shmem\_test\_all\_vector* does not return 1 before the update of the memory indicated by *ivars* is fully complete.

### Return Values

*shmem\_test\_all\_vector* returns 1 if all variables in *ivars* satisfy the test conditions or if *nelems* is 0, otherwise this routine returns 0.

## 9.11.13 SHMEM\_TEST\_ANY\_VECTOR

Indicate whether any one variable within an array of variables on the local PE meets its specified test condition.

### SYNOPSIS

**C11:**

```
size_t shmem_test_any_vector(TYPE *ivars, size_t nelems, const int *status, int cmp,
    TYPE *cmp_values);
```

where *TYPE* is one of the standard AMO types specified by Table 6.

**C/C++:**

```
size_t shmem_TYPENAME_test_any_vector(TYPE *ivars, size_t nelems, const int *status,
int cmp, TYPE *cmp_values);
```

where *TYPE* is one of the standard AMO types and has a corresponding *TYPENAME* specified by Table 6.

## DESCRIPTION

### Arguments

<b>IN</b>	<i>ivars</i>	Symmetric address of an array of remotely accessible data objects. The type of <i>ivars</i> should match that implied in the SYNOPSIS section.
<b>IN</b>	<i>nelems</i>	The number of elements in the <i>ivars</i> array.
<b>IN</b>	<i>status</i>	Local address of an optional mask array of length <i>nelems</i> that indicates which elements in <i>ivars</i> are excluded from the test set.
<b>IN</b>	<i>cmp</i>	A comparison operator from Table 13 that compares elements of <i>ivars</i> with elements of <i>cmp_values</i> .
<b>IN</b>	<i>cmp_values</i>	Local address of an array of length <i>nelems</i> containing values to be compared with the respective objects in <i>ivars</i> . The type of <i>cmp_values</i> should match that implied in the SYNOPSIS section.

### API Description

The *shmem\_test\_any\_vector* routine indicates whether any entry in the test set specified by *ivars* and *status* has satisfied the test condition at the calling PE. The *ivars* objects at the calling PE may be updated by an AMO performed by a thread located within the calling PE or within another PE. This routine does not block and returns *SIZE\_MAX* if no entries in *ivars* satisfied the test condition. This routine compares each element of the *ivars* array in the test set with each respective value in *cmp\_values* according to the comparison operator *cmp* at the calling PE. The order in which these elements are tested is unspecified. If an entry *i* in *ivars* within the test set satisfies the test condition, a series of calls to *shmem\_test\_any\_vector* must eventually return *i*.

The optional *status* is a mask array of length *nelems* where each element corresponds to the respective element in *ivars* and indicates whether the element is excluded from the test set. Elements of *status* set to 0 will be included in the test set, and elements set to a nonzero value will be ignored. If all elements in *status* are nonzero or *nelems* is 0, the test set is empty and this routine returns *SIZE\_MAX*. If *status* is a null pointer, it is ignored and all elements in *ivars* are included in the test set. The *ivars* and *status* arrays must not overlap in memory.

Implementations must ensure that *shmem\_test\_any\_vector* does not return an index before the update of the memory indicated by the corresponding *ivars* element is fully complete.

### Return Values

*shmem\_test\_any\_vector* returns the index of an element in the *ivars* array that satisfies the test condition. If the test set is empty or no conditions in the test set are satisfied, this routine returns *SIZE\_MAX*.

## 9.11.14 SHMEM\_TEST\_SOME\_VECTOR

Indicate whether at least one variable within an array of variables on the local PE meets its specified test condition.

### SYNOPSIS

**C11:**

```
size_t shmem_test_some_vector(TYPE *ivars, size_t nelems, size_t *indices, const int *status,
                             int cmp, TYPE *cmp_values);
```

where *TYPE* is one of the standard AMO types specified by Table 6.

**C/C++:**

```
size_t shmem_TYPENAME_test_some_vector(TYPE *ivars, size_t nelems, size_t *indices,
                                       const int *status, int cmp, TYPE *cmp_values);
```

where *TYPE* is one of the standard AMO types and has a corresponding *TYPENAME* specified by Table 6.

## DESCRIPTION

### Arguments

<b>IN</b>	<i>ivars</i>	Symmetric address of an array of remotely accessible data objects. The type of <i>ivars</i> should match that implied in the SYNOPSIS section.
<b>IN</b>	<i>nelems</i>	The number of elements in the <i>ivars</i> array.
<b>OUT</b>	<i>indices</i>	Local address of an array of indices of length at least <i>nelems</i> into <i>ivars</i> that satisfied the test condition.
<b>IN</b>	<i>status</i>	Local address of an optional mask array of length <i>nelems</i> that indicates which elements in <i>ivars</i> are excluded from the test set.
<b>IN</b>	<i>cmp</i>	A comparison operator from Table 13 that compares elements of <i>ivars</i> with elements of <i>cmp_values</i> .
<b>IN</b>	<i>cmp_values</i>	Local address of an array of length <i>nelems</i> containing values to be compared with the respective objects in <i>ivars</i> . The type of <i>cmp_values</i> should match that implied in the SYNOPSIS section.

### API Description

The *shmem\_test\_some\_vector* routine indicates whether at least one entry in the test set specified by *ivars* and *status* satisfies the test condition at the calling PE. The *ivars* objects at the calling PE may be updated by an AMO performed by a thread located within the calling PE or within another PE. This routine does not block and returns zero if no entries in *ivars* satisfied the test condition. This routine compares each element of the *ivars* array in the test set with each respective value in *cmp\_values* according to the comparison operator *cmp* at the calling PE. This routine tests all elements of *ivars* in the test set at least once, and the order in which the elements are tested is unspecified.

Upon return, the *indices* array contains the indices of the elements in the test set that satisfied the test condition during the call to *shmem\_test\_some\_vector*. The return value of *shmem\_test\_some\_vector* is equal to the total number of these satisfied elements. If the return value is *N*, then the first *N* elements of the *indices* array contain those unique indices that satisfied the test condition. These first *N* elements of *indices* may be unordered with respect to the corresponding indices of *ivars*. The array pointed to by *indices* must be at least *nelems* long. If an entry *i* in *ivars* within the test set satisfies the test condition, a series of calls to *shmem\_test\_some\_vector* must eventually include *i* in the *indices* array.

The optional *status* is a mask array of length *nelems* where each element corresponds to the respective element in *ivars* and indicates whether the element is excluded from the test set. Elements of *status* set to 0 will be included in the test set, and elements set to a nonzero value will be ignored. If all elements in *status* are nonzero or *nelems* is 0, the test set is empty and this routine returns 0. If *status* is a null pointer, it is ignored and all elements in *ivars* are included in the test set. The *ivars*, *indices*, and *status* arrays must not overlap in memory.

Implementations must ensure that *shmem\_test\_some\_vector* does not return indices before the updates of the memory indicated by the corresponding *ivars* elements are fully complete.

**Return Values**

*shmem\_test\_some\_vector* returns the number of indices returned in the *indices* array. If the test set is empty, this routine returns 0.

**9.11.15 SHMEM\_SIGNAL\_WAIT\_UNTIL**

Wait for a variable on the local PE to change from a signaling operation.

**SYNOPSIS****C/C++:**

```
uint64_t shmem_signal_wait_until(uint64_t *sig_addr, int cmp, uint64_t cmp_value);
```

**DESCRIPTION****Arguments**

<b>IN</b>	<i>sig_addr</i>	Local address of the remotely accessible source signal variable.
<b>IN</b>	<i>cmp</i>	The comparison operator that compares <i>sig_addr</i> with <i>cmp_value</i> .
<b>IN</b>	<i>cmp_value</i>	The value against which the object pointed to by <i>sig_addr</i> will be compared.

**API Description**

*shmem\_signal\_wait\_until* operation blocks until the value contained in the signal data object, *sig\_addr*, at the calling PE satisfies the wait condition. In an OpenSHMEM program with single-threaded or multi-threaded PEs, the *sig\_addr* object at the calling PE is expected only to be updated as a signal, through the signaling operations available in Section 9.8.3 and Section 9.8.4.

This routine can be used to implement point-to-point synchronization between PEs or between threads within the same PE. A call to this routine blocks until the value of *sig\_addr* at the calling PE satisfies the wait condition specified by the comparison operator, *cmp*, and comparison value, *cmp\_value*.

Implementations must ensure that *shmem\_signal\_wait\_until* do not return before the update of the memory indicated by *sig\_addr* is fully complete.

**Return Values**

Return the contents of the signal data object, *sig\_addr*, at the calling PE that satisfies the wait condition.

**9.12 Memory Ordering Routines**

The following section discusses OpenSHMEM APIs that provide mechanisms to ensure ordering and/or delivery of completion on memory store, blocking, and nonblocking OpenSHMEM routines. Table 14 lists the operations affected by OpenSHMEM memory ordering routines.

Operations	Fence	Quiet
Memory Store <sup>9</sup>	X	X
Blocking <i>Put</i>	X	X

<sup>9</sup>Ordering and/or delivery of memory store operations are ensured only on contexts created with certain options. For details, refer the description of context options in Section 9.5.1.

Blocking <i>Get</i>		
Blocking <i>AMO</i>	X	X
Blocking <i>put-with-signal</i>	X	X
Nonblocking <i>Put</i>	X	X
Nonblocking <i>Get</i>		X
Nonblocking <i>AMO</i>	X <sup>10</sup>	X
Nonblocking <i>put-with-signal</i>	X	X

Table 14: List of operations affected by OpenSHMEM Memory Ordering routines

### 9.12.1 SHMEM\_FENCE

Ensures ordering of delivery of operations on symmetric data objects.

#### SYNOPSIS

**C/C++:**

```
void shmem_fence(void);
void shmem_ctx_fence(shmem_ctx_t ctx);
```

#### DESCRIPTION

##### Arguments

<b>IN</b>	<i>ctx</i>	A context handle specifying the context on which to perform the operation. When this argument is not provided, the operation is performed on the default context.
-----------	------------	---

##### API Description

This routine ensures ordering of delivery of operations on symmetric data objects. Table 14 lists the operations that are ordered by the *shmem\_fence* routine. All operations on symmetric data objects issued to a particular PE on the given context prior to the call to *shmem\_fence* are guaranteed to be delivered before any subsequent operations on symmetric data objects to the same PE on the same context. *shmem\_fence* guarantees order of delivery, not completion. It does not guarantee order of delivery of nonblocking *Get* or values fetched by nonblocking *AMO* routines. If *ctx* has the value *SHMEM\_CTX\_INVALID*, no operation is performed.

##### Return Values

None.

##### Notes

*shmem\_fence* only provides per-PE ordering guarantees and does not guarantee completion of delivery. *shmem\_fence* also does not have an effect on the ordering between memory accesses issued by the target PE. *shmem\_wait\_until*, *shmem\_test*, *shmem\_barrier*, *shmem\_barrier\_all* routines can be called by the target PE to guarantee ordering of its memory accesses. There is a subtle difference between *shmem\_fence* and *shmem\_quiet*, in that, *shmem\_quiet* guarantees completion of all operations on symmetric data objects which makes the updates visible to all other PEs.

The *shmem\_quiet* routine should be called if completion of operations on symmetric data objects is desired when multiple PEs are involved.

In an OpenSHMEM program with multithreaded PEs, it is the user's responsibility to ensure ordering between operations issued by the threads in a PE that target symmetric memory and calls by threads in that

<sup>10</sup>OpenSHMEM fence routines does not guarantee order of delivery of values fetched by nonblocking *AMO* routines.

PE to *shmem\_fence*. The *shmem\_fence* routine can enforce memory store ordering only for the calling thread. Thus, to ensure ordering for memory stores performed by a thread that is not the thread calling *shmem\_fence*, the update must be made visible to the calling thread according to the rules of the memory model associated with the threading environment.

## EXAMPLES

**Example 45.** The following example uses *shmem\_fence* in a C11 program:

```
#include <shmem.h>
#include <stdio.h>

int main(void) {
    int src = 99;
    long source[10] = {1, 2, 3, 4, 5, 6, 7, 8, 9, 10};
    static long dest[10];
    static int targ;
    shmem_init();
    int mype = shmem_my_pe();
    if (mype == 0) {
        shmem_put(dest, source, 10, 1); /* put1 */
        shmem_put(dest, source, 10, 2); /* put2 */
        shmem_fence();
        shmem_put(&targ, &src, 1, 1); /* put3 */
        shmem_put(&targ, &src, 1, 2); /* put4 */
    }
    shmem_barrier_all(); /* sync sender and receiver */
    printf("dest[0] on PE %d is %ld\n", mype, dest[0]);
    shmem_finalize();
    return 0;
}
```

*Put1* will be ordered to be delivered before *put3* and *put2* will be ordered to be delivered before *put4*.

### 9.12.2 SHMEM\_QUIET

Waits for completion of outstanding operations on symmetric data objects issued by a PE.

#### SYNOPSIS

C/C++:

```
void shmem_quiet(void);
void shmem_ctx_quiet(shmem_ctx_t ctx);
```

#### DESCRIPTION

##### Arguments

<b>IN</b>	<i>ctx</i>	A context handle specifying the context on which to perform the operation. When this argument is not provided, the operation is performed on the default context.
-----------	------------	---

##### API Description

The *shmem\_quiet* routine ensures completion of all operations on symmetric data objects issued by the calling PE on the given context. Table 14 lists the operations for which the *shmem\_quiet* routine ensures completion. All operations on symmetric data objects are guaranteed to be complete and visible to all PEs when *shmem\_quiet* returns. If *ctx* has the value *SHMEM\_CTX\_INVALID*, no operation is performed.



**Return Values**

None.

**Notes**

*shmem\_quiet* is most useful as a way of ensuring completion of several operations on symmetric data objects initiated by the calling PE. For example, one might use *shmem\_quiet* to await delivery of a block of data before issuing another *Put* or nonblocking *Put* routine, which sets a completion flag on another PE. *shmem\_quiet* is not usually needed if *shmem\_barrier\_all* or *shmem\_barrier* are called. The barrier routines wait for the completion of outstanding operations to symmetric data objects on all PEs.

In an OpenSHMEM program with multithreaded PEs, it is the user's responsibility to ensure ordering between operations issued by the threads in a PE that target symmetric memory and calls by threads in that PE to *shmem\_quiet*. The *shmem\_quiet* routine can enforce memory store ordering only for the calling thread. Thus, to ensure ordering for memory stores performed by a thread that is not the thread calling *shmem\_quiet*, the update must be made visible to the calling thread according to the rules of the memory model associated with the threading environment.

A call to *shmem\_quiet* by a thread completes the operations posted prior to calling *shmem\_quiet*. If the user intends to also complete operations issued by a thread that is not the thread calling *shmem\_quiet*, the user must ensure that the operations are performed prior to the call to *shmem\_quiet*. This may require the use of a synchronization operation provided by the threading package. For example, when using POSIX Threads, the user may call the *pthread\_barrier\_wait* routine to ensure that all threads have issued operations before a thread calls *shmem\_quiet*.

*shmem\_quiet* does not have an effect on the ordering between memory accesses issued by the target PE. *shmem\_wait\_until*, *shmem\_test*, *shmem\_barrier*, *shmem\_barrier\_all* routines can be called by the target PE to guarantee ordering of its memory accesses.

**EXAMPLES**

**Example 46.** The following example uses *shmem\_quiet* in a C11 program:

```
#include <shmem.h>
#include <stdio.h>

int main(void) {
    static long dest[3];
    static long source[3] = {1, 2, 3};
    static int targ;
    static int src = 90;
    long x[3] = {0};
    int y = 0;
    shmem_init();
    int mype = shmem_my_pe();
    if (mype == 0) {
        shmem_put(dest, source, 3, 1); /* put1 */
        shmem_put(&targ, &src, 1, 2); /* put2 */
        shmem_quiet();
        shmem_get(x, dest, 3, 1); /* get array dest on PE 1 to local array x */
        shmem_get(&y, &targ, 1, 2); /* get value targ on PE 2 to local variable y */
        printf("x: { %ld, %ld, %ld }\n", x[0], x[1], x[2]); /* x: { 1, 2, 3 } */
        printf("y: %d\n", y); /* y: 90 */
        shmem_put(&targ, &src, 1, 1); /* put3 */
        shmem_put(&targ, &src, 1, 2); /* put4 */
    }
    shmem_finalize();
    return 0;
}
```

*Put1* and *put2* will be completed and visible before *put3* and *put4*.

### 9.12.3 SHMEM\_PE\_QUIET

Waits for completion of all outstanding memory store, blocking *Put*, AMO, and *put-with-signal*, as well as nonblocking *Put*, *put-with-signal*, and *Get* routines to symmetric data objects issued by the calling PE at the target PEs.

#### SYNOPSIS

##### C/C++:

```
void shmem_pe_quiet(const int *target_pes, size_t npes);
void shmem_ctx_pe_quiet(shmem_ctx_t ctx, const int *target_pes, size_t npes);
```

#### DESCRIPTION

##### Arguments

<b>IN</b>	<i>ctx</i>	A context handle specifying the context on which to perform the operation. When this argument is not provided, the operation is performed on the default context.
<b>IN</b>	<i>target_pes</i>	Address of target PE array where the operations need to be completed
<b>IN</b>	<i>npes</i>	The number of PEs in the target PE array

##### API Description

The *shmem\_pe\_quiet* ensures completion of memory store, blocking *Put*, AMO, and *put-with-signal*, as well as nonblocking *Put*, *put-with-signal*, and *Get* routines on the symmetric data objects issued by the calling PE to the target PEs and on the given context. If *npes* is set to 0, the *target\_pes* is ignored and the routine returns immediately.

The completion and visibility semantics of these operations are the same as the *shmem\_quiet* routine. However, it applies only to the target PEs, i.e., the operations to the target PEs are guaranteed to be complete and visible to all PEs when *shmem\_pe\_quiet* returns.

##### Return Values

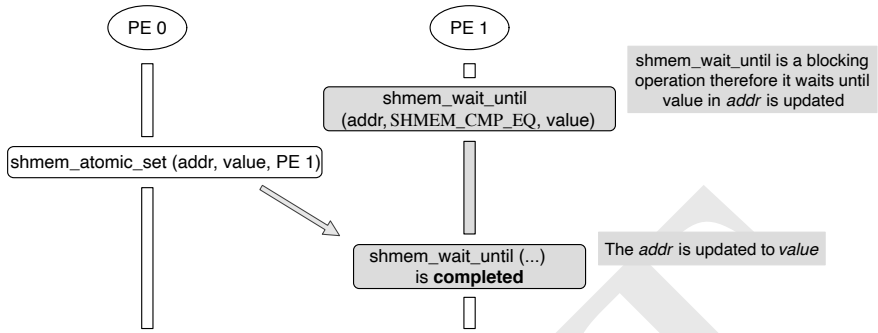
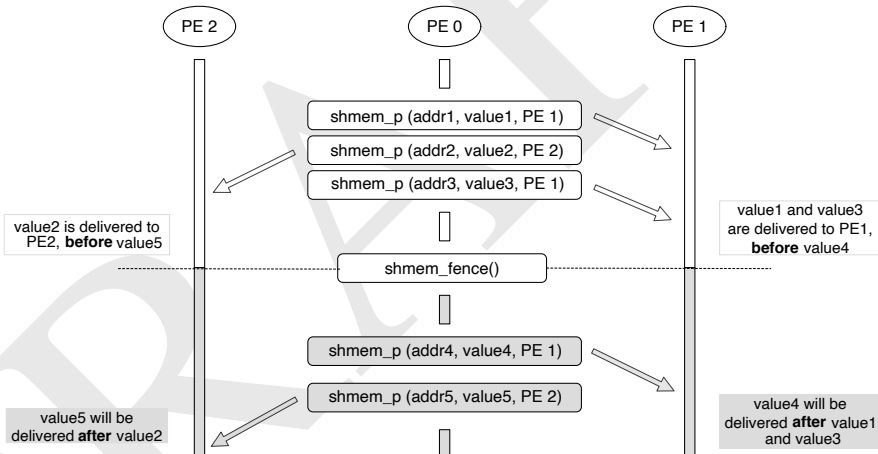
None.

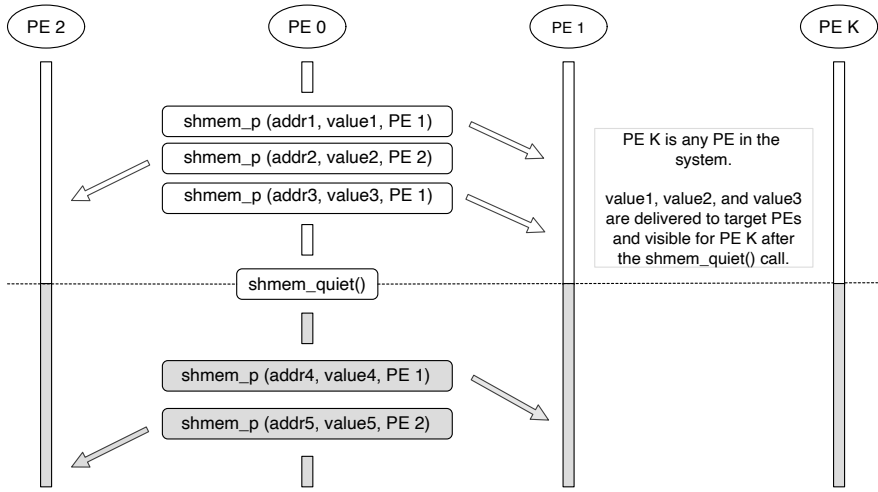
##### Notes

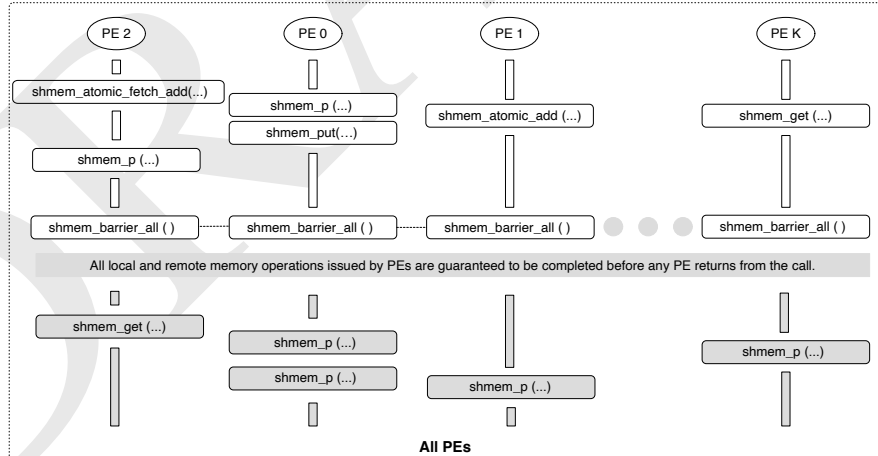
On certain platforms, when *shmem\_pe\_quiet* is invoked on a set of PEs, the performance might be equivalent to *shmem\_quiet*.

### 9.12.4 Synchronization and Communication Ordering in OpenSHMEM

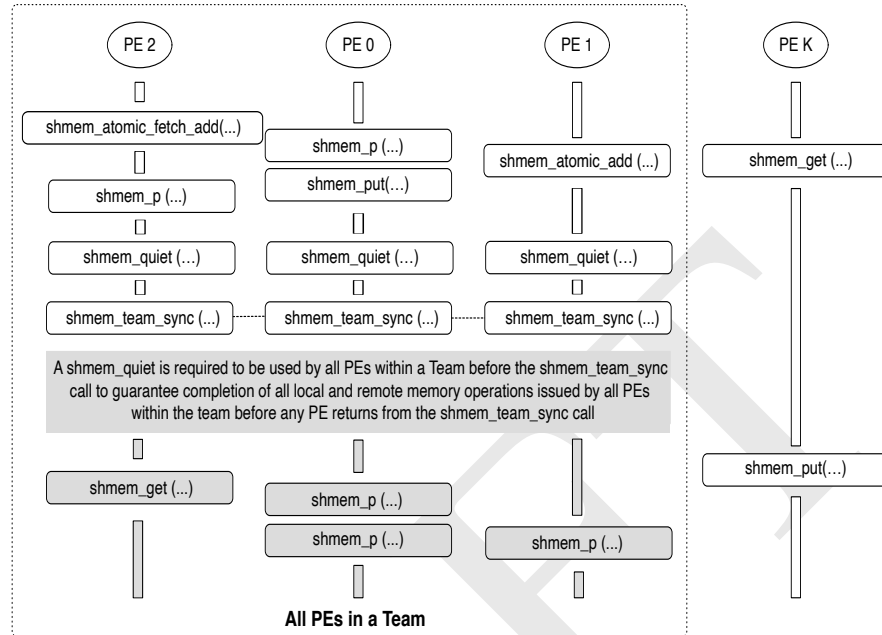
When using the OpenSHMEM API, synchronization, ordering, and completion of communication become critical. The updates via *Put* routines, AMOs, stores, and nonblocking *Put* and *Get* routines on symmetric data cannot be guaranteed until some form of synchronization or ordering is introduced in the user's program. The table below gives the different synchronization and ordering choices, and the situations where they may be useful.

OpenSHMEM API	Working of OpenSHMEM API
<p>Point-to-point synchronization <i>shmem_wait_until</i></p>	 <p>shmem_wait_until is a blocking operation therefore it waits until value in <i>addr</i> is updated</p> <p>The <i>addr</i> is updated to <i>value</i></p> <p>shmem_wait_until (...) is <b>completed</b></p> <p>Waits for a symmetric variable to be updated by a remote PE. Should be used when computation on the local PE cannot proceed without the value that the remote PE is to update.</p>
<p>Ordering puts issued by a local PE <i>shmem_fence</i></p>	 <p>value2 is delivered to PE2, <b>before</b> value5</p> <p>value1 and value3 are delivered to PE1, <b>before</b> value4</p> <p>shmem_fence()</p> <p>value5 will be delivered <b>after</b> value2</p> <p>value4 will be delivered <b>after</b> value1 and value3</p> <p>All <i>Put</i>, AMO, store, and nonblocking <i>Put</i> routines on symmetric data issued to same PE are guaranteed to be delivered before <i>Puts</i> (to the same PE) issued after the <i>fence</i> call.</p>

OpenSHMEM API	Working of OpenSHMEM API
Ordering puts issued by all PE <i>shmem_quiet</i>	 <p data-bbox="483 808 1356 934">All <i>Put</i>, AMO, store, and nonblocking <i>Put</i> and <i>Get</i> routines on symmetric data issued by a local PE to all remote PEs are guaranteed to be completed and visible once quiet returns. This routine should be used when all remote writes issued by a local PE need to be visible to all other PEs before the local PE proceeds.</p>

OpenSHMEM API	Working of OpenSHMEM API
Collective synchronization over all PEs <i>shmem_barrier_all</i>	 <p data-bbox="483 1543 1356 1701">All local and remote memory operations issued by all PEs are guaranteed to be completed before any PE returns from the call. Additionally no PE shall return from the barrier until all PEs have entered the same <i>shmem_barrier_all</i> call. This routine should be used when synchronization as well as completion of all stores and remote memory updates via OpenSHMEM is required over all PEs.</p>

Collective synchronization over *shmem\_team\_sync*



*shmem\_team\_sync* guarantees that no PE shall return from the synchronization routine until all PEs in the team have entered the same *shmem\_team\_sync* call. It does not guarantee completion of local and remote memory operations issued by PEs within the team. To do so, *shmem\_quiet* should be called on the desired context(s) by all PEs within the team before the *shmem\_team\_sync* call to guarantee the completion of the associated stores and remote memory updates via OpenSHMEM.

## 9.13 Distributed Locking Routines

The following section discusses OpenSHMEM locks as a mechanism to provide mutual exclusion. Three routines are available for distributed locking, *set*, *test* and *clear*.

### 9.13.1 SHMEM\_LOCK

Releases, locks, and tests a mutual exclusion memory lock.

#### SYNOPSIS

##### C/C++:

```
void shmem_clear_lock(long *lock);
void shmem_set_lock(long *lock);
int shmem_test_lock(long *lock);
```

#### DESCRIPTION

##### Arguments

<b>IN</b>	<i>lock</i>	Symmetric address of data object that is a scalar variable or an array of length <i>l</i> . This data object must be set to 0 on all PEs prior to the first use.
-----------	-------------	--

##### API Description

The *shmem\_set\_lock* routine sets a mutual exclusion lock after waiting for the lock to be freed by any other PE currently holding the lock. Waiting PEs are guaranteed to set the lock in a first-come, first-served manner. The *shmem\_test\_lock* routine sets a mutual exclusion lock only if it is currently cleared. By using this routine, a PE can avoid blocking on a set lock. If the lock is currently set, the routine returns without waiting. The *shmem\_clear\_lock* routine releases a lock previously set by *shmem\_set\_lock* or *shmem\_test\_lock* after performing a quiet operation on the default context to ensure that all symmetric memory accesses that occurred during the critical region are complete. These routines are appropriate for protecting a critical region from simultaneous update by multiple PEs.

The OpenSHMEM lock API provides a non-reentrant mutex. Thus, a call to *shmem\_set\_lock* or *shmem\_test\_lock* when the calling PE already holds the given lock will result in undefined behavior. In a multithreaded OpenSHMEM program, the user must ensure that such calls do not occur.

##### Return Values

The *shmem\_test\_lock* routine returns 0 if the lock was originally cleared and this call was able to set the lock. A value of 1 is returned if the lock had been set and the call returned without waiting to set the lock.

##### Notes

The lock variable must be initialized to zero before any PE performs an OpenSHMEM lock operation on the given variable. Accessing an in-use lock variable using any method other than the OpenSHMEM lock API (e.g, using local load/store, RMA, or AMO operations) results in undefined behavior.

Calls to *shmem\_ctx\_quiet* can be performed prior to calling the *shmem\_clear\_lock* routine to ensure completion of operations issued on additional contexts.

#### EXAMPLES

**Example 47.** The following example uses *shmem\_lock* in a C11 program.

```
#include <shmem.h>
#include <stdio.h>

int main(void) {
    static long lock = 0;
    static int count = 0;
    shmem_init();
    int mype = shmem_my_pe();
    shmem_set_lock(&lock);
    int val = shmem_g(&count, 0); /* get count value on PE 0 */
    printf("%d: count is %d\n", mype, val);
    val++; /* incrementing and updating count on PE 0 */
    shmem_p(&count, val, 0);
    shmem_clear_lock(&lock); /* ensures count update completes before clearing the lock */
    shmem_finalize();
    return 0;
}
```

## 10 OpenSHMEM Profiling Interface

The objective of the OpenSHMEM profiling interface is to ensure an easy and flexible usage model for profiling (and other similar) tool developers to interface their code into OpenSHMEM implementations on different platforms. Since OpenSHMEM is a machine-independent standard with different implementations, it is unreasonable to expect that the authors and developers of profiling tools for OpenSHMEM will have access to the source code that implements OpenSHMEM on any particular machine. It is, therefore, necessary to provide a mechanism by which the implementers of such tools can collect whatever performance information they wish *without* access to the underlying implementation.

The OpenSHMEM profiling interface places the following requirements on implementations.

1. An OpenSHMEM implementation must provide a mechanism through which all of the OpenSHMEM defined functions may be accessible with a name shift. This requires an alternate entry point name, with the prefix *pshmem\_* for each OpenSHMEM function. For OpenSHMEM inlined functions (e.g., macros), it is also required that the *pshmem\_* version is supplied although it is not possible to replace the *shmem\_* version with a user-defined version at link time.
2. It must be ensured that the OpenSHMEM functions that are not replaced as above, may still be linked into an executable image without causing name clashes.
3. Documentation of the implementation of different language bindings of the OpenSHMEM interface must indicate if they are layered on top of each other. Using this documentation, developers can determine whether they need to implement the profile interface for each binding or not. For example, it must be noted that the OpenSHMEM *C11* type-generic interfaces for different RMA and AMO operations cannot have any equivalent *pshmem\_* interfaces because the *C11* type-generic interfaces are implemented as macros.
4. In the case where the implementation of different API feature sets is implemented through a layered approach using “wrapper” functions, the wrapper functions must be kept separate from the rest of the library. This requirement allows the developers to extract these functions from the original OpenSHMEM library and add them into the profiling library without bringing along any other code.
5. A no-op routine, *shmem\_pcontrol*, must be provided in the OpenSHMEM library.
6. It must be ensured that any OpenSHMEM types or constants that are needed by the *pshmem\_* interfaces are defined in *pshmem.h*.

Provided that an OpenSHMEM implementation meets these requirements, it is possible for the implementer of the profiling system to intercept the OpenSHMEM calls that are made by the user program. The information required can be collected before and after calling the underlying OpenSHMEM implementation through the name shifted entry points.

## 10.1 Control of Profiling

Any user code must be able to control the profiler dynamically during runtime. Generally, this capability is used for the purposes of

- Enabling and disabling of profiling based on the current state of the execution and calculation,
- Flushing of the trace buffers at noncritical execution regions,
- Adding user events to a trace file.

These functionalities can be achieved through the usage of *shmem\_pcontrol*.

### 10.1.1 SHMEM\_PCONTROL

Allows the user to control profiling.

#### SYNOPSIS

**C/C++:**

```
void shmem_pcontrol(int level, ...);
```

#### DESCRIPTION

##### Arguments

<b>IN</b>	<i>level</i>	The profiling level.
-----------	--------------	----------------------

##### API Description

*shmem\_pcontrol* sets the profiling level and any other library defined effects through additional arguments. OpenSHMEM libraries make no use of this routine and simply return immediately to the user code.

##### Return Values

None.

##### Notes

Since OpenSHMEM has no control of the implementation of the profiling code, it is impossible to precisely specify the semantics that will be provided by calls to *shmem\_pcontrol*. This vagueness extends to the number of arguments to the function and their datatypes. However, to provide some level of portability of user code to different profiling libraries, the following *level* values are recommended.

- `level <= 0` Profiling is disabled.
- `level == 1` Profiling is enabled at the default level of detail.
- `level == 2` Profiling is enabled and profile buffers are flushed if available.
- `level > 2` Profiling is enabled with profile library defined effects and additional arguments.

The default state after *shmem\_init* is recommended to have profiling enabled at the default level of detail (`level == 1`). This allows users to link with a profiling library and to obtain profile output without having to modify the user-level source code.



## 10.2 Example Implementations

### 10.2.1 Profiler

**Example 48.** The following example illustrates how a profiler can measure the total and average time spent by the `shmem_long_put` function in the profiling library that intercepts the OpenSHMEM function calls from the user application.

```
#include <pshmem.h>
#include <stdio.h>
#include <sys/time.h>

static double total_put_time = 0.0;
static double avg_put_time = 0.0;
static long put_count = 0;

static inline double get_wtime(void) {
    double wtime = 0.0;
    struct timeval tv;
    gettimeofday(&tv, NULL);
    wtime = tv.tv_sec;
    wtime += (double)tv.tv_usec / 1.0e6;
    return wtime;
}

void shmem_long_put(long *dest, const long *source, size_t nelems, int pe) {
    double t_start = get_wtime(); /* Start timer */
    pshmem_long_put(dest, source, nelems, pe); /* Name shifted call to put */
    total_put_time += get_wtime() - t_start; /* Calculate total time elapsed */
    put_count += 1; /* Increment put counts */
    avg_put_time = total_put_time / (double)put_count; /* Calculate average put latency */

    return;
}
```

### 10.2.2 OpenSHMEM Library

To implement the name-shift versions of the OpenSHMEM functions, there are various options available. The following two examples present two such options that can be implemented in C on a Unix system. These two options are dependent on whether the linker and compiler support weak symbols.

If the compiler and linker support weak external symbols, then only a single library is required. The following two examples show how the name-shifted requirement can be achieved on such platforms.

**Example 49.** Here, the effect of the `#pragma` directive is to define the external symbol `shmem_example` as a weak definition that aliases the `pshmem_example` function. This means that the linker will allow another definition of the symbol (e.g., the profiling library may contain an alternate definition). The weak definition is used in the case where no other definition for the same function exists.

```
#pragma weak shmem_example = pshmem_example

void pshmem_example(/* appropriate arguments */) { /* function body */
}
```

**Example 50.** In this example, the keyword `__attribute__` is used to declare the `shmem_example` function as an alias for the original function, `pshmem_example`.

```
void pshmem_example(/* appropriate arguments */) { /* function body */
}

void shmem_example(/* appropriate arguments */)
    __attribute__((weak, alias("pshmem_example")));
```

In the absence of weak symbols, one possible solution would be to use the *C* macro preprocessor as shown in the following example.

**Example 51.** Each of the user-defined functions in the profiling library is declared using the *SHFN* macro, which name-shifts the function depending on the state of the *BUILD\_PSHMEM\_INTERFACES* macro symbol. The same source file can then be compiled to produce both versions of the library.

```
#ifndef BUILD_PSHMEM_INTERFACES
#define SHFN(fn) p##fn
#else
#define SHFN(fn) fn
#endif

void SHFN(shmem_example)(/* appropriate arguments */) { /* function body */
}
```

## 10.3 Limitations

### 10.3.1 Multiple Counting

Since some functions in the OpenSHMEM library may be implemented using more basic OpenSHMEM functions, it is possible for these basic profiling functions to be called from within an OpenSHMEM function that was originally called from a profiling routine. For example, OpenSHMEM collective operations can be implemented using basic point-to-point operations. Thus, profiling such a collective operation may lead to counting a profiling function for a point-to-point operation more than once after being called from the collective function. It is the developer's responsibility to ensure the profiling application does not count a function more than once if that effect is not intended. For a single-threaded profiler, this can be achieved through a static variable counting the number of times a function has been profiled. In a multi-threaded environment, additional synchronizations are needed to manage updates to this counter and thus, it becomes more complex to accurately profile the OpenSHMEM functions.

### 10.3.2 Separate Build and Link

To build the profiling tool with both the default OpenSHMEM functions as well as the OpenSHMEM functions to be intercepted, developers must build the multiple instances of the OpenSHMEM functions separately and link them to provide all the definitions. This is necessary so that the developers of the profiling library need only to define those OpenSHMEM functions that they wish to intercept; references to any other functions will be fulfilled by the default OpenSHMEM library. The link step can be summarized as follows.

```
% cc ... -lmyprof -lpsma -lsma
```

Here, `libmyprof.a` contains the profiler functions that intercept the OpenSHMEM functions to be profiled, `libpsma.a` contains the name-shifted OpenSHMEM function definitions, and `libsma.a` contains the default OpenSHMEM function definitions.

### 10.3.3 C11 Type-Generic Interfaces

OpenSHMEM provides type-generic interfaces through *C11* generic selection. These interfaces are defined as macros and are mapped to *C* interface bindings. As a result, the *C11* type-generic interfaces cannot be intercepted and name-shifted *pshmem\_* routines are not provided for these bindings. Furthermore, because no two associations in a *C11* *\_Generic* selection expression can contain compatible types, the type name of the *C* operation that is invoked may not be identical to the type name of the original call's arguments (e.g., *int32\_t* may map to *int*).

DRAFT

## Annex A

# Writing OpenSHMEM Programs

### Incorporating OpenSHMEM into Programs

The following section describes how to write a “Hello World” OpenSHMEM program. To write a “Hello World” OpenSHMEM program, the user must:

- Include the header file *shmem.h* for C.
- Add the initialization call *shmem\_init*.
- Use OpenSHMEM calls to query the local PE number (*shmem\_my\_pe*) and the total number of PEs (*shmem\_n\_pes*).
- Add the finalization call *shmem\_finalize*.

In OpenSHMEM, the order in which lines appear in the output is not deterministic because PEs execute asynchronously in parallel.

#### Example 52. “Hello World” example program in C

```
#include <shmem.h> /* The OpenSHMEM header file */
#include <stdio.h>

int main(void) {
    shmem_init();
    int mype = shmem_my_pe();
    int npes = shmem_n_pes();
    printf("Hello from %d of %d\n", mype, npes);
    shmem_finalize();
    return 0;
}
```

#### Output 1. Possible ordering of expected output with 4 PEs from the program in Example 52

```
Hello from 0 of 4
Hello from 2 of 4
Hello from 3 of 4
Hello from 1 of 4
```

Example 53 shows a more complex OpenSHMEM program that illustrates the use of symmetric data objects. Note the declaration of the *static short dest* array and its use as the remote destination in *shmem\_put*.

The *static* keyword makes the *dest* array symmetric on all PEs. Each PE is able to transfer data to a remote *dest* array by simply specifying to an OpenSHMEM routine such as *shmem\_put* the local address of the symmetric data object that will receive the data. This local address resolution aids programmability because the address of the *dest* need not be exchanged with the active side (PE 0) prior to the Remote Memory Access (RMA) routine.

Conversely, the declaration of the *short source* array is asymmetric (local only). The *source* object does not need to be symmetric because *Put* handles the references to the *source* array only on the active (local) side.

**Example 53.** Example program with symmetric data objects

```
#include <shmem.h>
#include <stdio.h>

#define N 16

int main(void) {
    short source[N];
    static short dest[N];
    static long lock = 0;
    shmem_init();
    int mype = shmem_my_pe();
    int npes = shmem_n_pes();
    if (mype == 0) {
        /* initialize array */
        for (int i = 0; i < N; i++)
            source[i] = i;
        /* local, not symmetric */
        /* static makes it symmetric */
        /* put "size" words into dest on each PE */
        for (int i = 1; i < npes; i++)
            shmem_put(dest, source, N, i);
    }
    shmem_barrier_all(); /* sync sender and receiver */
    if (mype != 0) {
        shmem_set_lock(&lock);
        printf("dest on PE %d is \t", mype);
        for (int i = 0; i < N; i++)
            printf("%hd \t", dest[i]);
        printf("\n");
        shmem_clear_lock(&lock);
    }
    shmem_finalize();
    return 0;
}
```

**Output 2.** Possible ordering of expected output with 4 PEs from the program in Example 53

```
dest on PE 1 is 0 1 2 3 4 5 6 7 8 9 10 11 12 13 14 15
dest on PE 2 is 0 1 2 3 4 5 6 7 8 9 10 11 12 13 14 15
dest on PE 3 is 0 1 2 3 4 5 6 7 8 9 10 11 12 13 14 15
```

## Annex B

# Compiling and Running Programs

The OpenSHMEM Specification does not specify how OpenSHMEM programs are compiled, linked, and run. This section shows some examples of how wrapper programs are utilized in the OpenSHMEM Reference Implementation to compile and launch programs.

### B.1 Compilation

#### Programs written in C

The OpenSHMEM Reference Implementation provides a wrapper program, named **oshcc**, to aid in the compilation of C programs. The wrapper may be called as follows:

```
oshcc <compiler options> -o myprogram myprogram.c
```

Where the *<compiler options>* are options understood by the underlying C compiler called by **oshcc**.

#### Programs written in C++

The OpenSHMEM Reference Implementation provides a wrapper program, named **oshc++**, to aid in the compilation of C++ programs. The wrapper may be called as follows:

```
oshc++ <compiler options> -o myprogram myprogram.cpp
```

Where the *<compiler options>* are options understood by the underlying C++ compiler called by **oshc++**.

### B.2 Running Programs

The OpenSHMEM Reference Implementation provides a wrapper program, named **oshrun**, to launch OpenSHMEM programs. The wrapper may be called as follows:

```
oshrun <runner options> -np <#> <program> <program arguments>
```

The arguments for **oshrun** are:

<i>&lt;runner options&gt;</i>	Options passed to the underlying launcher.
<code>-np &lt;#&gt;</code>	The number of PEs to be used in the execution.
<i>&lt;program&gt;</i>	The program executable to be launched.
<i>&lt;program arguments&gt;</i>	Flags and other parameters to pass to the program.

## Annex C

# Undefined Behavior in OpenSHMEM

The OpenSHMEM Specification formalizes the expected behavior of its library routines. In cases where routines are improperly used or the input is not in accordance with the Specification, the behavior is undefined.

Inappropriate Usage	Undefined Behavior
Uninitialized library	If the OpenSHMEM library is not initialized, calls to OpenSHMEM routines that do not initialize the OpenSHMEM library have undefined behavior. For example, an implementation may try to continue or may abort immediately upon an OpenSHMEM call into the uninitialized library.
Specifying invalid PE numbers	For OpenSHMEM routines that accept a PE number as an argument, if the PE number is invalid for the team associated with the operation (either implicitly or explicitly), the behavior is undefined. An invalid PE number includes those that are negative or greater than or equal to the size of the associated team.
Use of non-symmetric variables	Some routines require remotely accessible variables to perform their function. For example, an OpenSHMEM library may detect a <i>Put</i> to a non-symmetric variable and choose to abort the program. However, another implementation may choose to continue execution with or without a warning.
Non-symmetric allocation of symmetric memory	The symmetric memory management routines are collectives. For example, all PEs in the program must call <i>shmem_malloc</i> with the same <i>size</i> argument. Program behavior after a mismatched <i>shmem_malloc</i> call is undefined.
Use of null pointers with nonzero <i>len</i> specified	In any OpenSHMEM routine that takes a pointer and <i>len</i> describing the number of elements in that pointer, a null pointer may not be given unless the corresponding <i>len</i> is also specified as zero. Otherwise, the resulting behavior is undefined. The following cases summarize this behavior: <ul style="list-style-type: none"><li>• <i>len</i> is 0, pointer is null: supported.</li><li>• <i>len</i> is not 0, pointer is null: undefined behavior.</li><li>• <i>len</i> is 0, pointer is non-null: supported.</li><li>• <i>len</i> is not 0, pointer is non-null: supported.</li></ul>

<b>Inappropriate Usage</b>	<b>Undefined Behavior</b>
Multithreaded use of a team in concurrent team-based collectives	Team-based collective operations are not thread-safe on the same <i>team</i> object. Concurrent collective operations on the same team from multiple threads may result in undefined behavior. For example, it is undefined behavior for one thread to call a team-implicit collective which implicitly operates on the world team (e.g., <i>shmem_barrier_all</i> ) and another thread to concurrently call a team-based collective (e.g., <i>shmem_broadcastmem</i> ) on the same world team object, <i>SHMEM_TEAM_WORLD</i> .
Destroying a team with unfreed private contexts	Before destroying a given team, the user is responsible for destroying all contexts created from that team with the <i>SHMEM_CTX_PRIVATE</i> option enabled; otherwise, the behavior is undefined.

DRAFT



## Annex D

# Interoperability with Other Programming Models

OpenSHMEM routines may be used in conjunction with the routines of other communication libraries or parallel languages in the same program. This section describes the interoperability with other programming models, including clarification of undefined behaviors caused by mixed use of different models, and advice to OpenSHMEM library users and developers that may improve the portability and performance of hybrid programs.

### D.1 MPI Interoperability

OpenSHMEM and MPI are two commonly used parallel programming models for distributed-memory systems. The user can choose to utilize both models in the same program to efficiently and easily support various communication patterns.

A vendor may implement the OpenSHMEM and MPI libraries in different ways. For instance, one may implement both OpenSHMEM and MPI as standalone libraries, each of which allocates and initializes fully isolated communication resources. Another approach is to implement both OpenSHMEM and MPI interfaces within the same software system in order to share a communication resource when possible.

To improve interoperability and portability in OpenSHMEM + MPI hybrid programming, we clarify the relevant semantics in the following subsections.

#### D.1.1 Initialization

In order to ensure that a hybrid program can be portably performed with different vendor implementations, the OpenSHMEM environment of the program must be initialized by a call to *shmem\_init* or *shmem\_init\_thread* and be finalized by a call to *shmem\_finalize*; the MPI environment of the program must be initialized by a call to *MPI\_Init* or *MPI\_Init\_thread* and be finalized by a call to *MPI\_Finalize*.

#### Note to Implementers

Portable implementations of OpenSHMEM and MPI must ensure that the initialization calls can be made in an arbitrary order within a program; the same rule also applies to the finalization calls. A software runtime that utilizes a shared communication resource for OpenSHMEM and MPI communication may maintain an internal reference counter in order to ensure that the shared resource is initialized only once and thus no shared resource is released until the last finalization call is made.

### D.1.2 Dynamic Process Creation

MPI defines a dynamic process model that allows creation of processes after an MPI application has started (e.g., by calling *MPI\_Comm\_spawn*) and connection to independent processes (e.g., through *MPI\_Comm\_accept* and *MPI\_Comm\_connect*). It provides a mechanism to establish communication between the newly created processes and the existing MPI application (see MPI standard version 3.1, Chapter 10). Unlike MPI, OpenSHMEM starts all processes at once and requires all PEs to collectively allocate and initialize resources (e.g., symmetric heap) used by the OpenSHMEM library before any other OpenSHMEM routine may be called. OpenSHMEM does not support communication with dynamically created or connected processes. In such a scenario, MPI can be used to communicate with these processes.

### D.1.3 Thread Safety

Both OpenSHMEM and MPI define the interaction with user threads in a program with routines that can be used for initializing and querying the thread environment. A hybrid program may request different thread levels at the initialization calls of OpenSHMEM and MPI environments; however, the returned support level provided by the OpenSHMEM or MPI library might be different from that returned in a non-hybrid program. For instance, the former initialization call in a hybrid program may initialize a resource with the requested thread level, but the supported level cannot be updated by a subsequent initialization call if the underlying software runtime of OpenSHMEM and MPI share the same internal communication resource. The program should always check the *provided* thread level returned at the corresponding initialization call or query the level of thread support after initialization to portably ensure thread support in each communication environment.

Both OpenSHMEM and MPI define similar thread levels, namely, *THREAD\_SINGLE*, *THREAD\_FUNNELED*, *THREAD\_SERIALIZED*, and *THREAD\_MULTIPLE*. When requesting threading support in a hybrid program, however, the following additional rules are applied if the implementations of OpenSHMEM and MPI share the same internal communication resource. It is strongly recommended to always follow these rules to ensure program portability.

- The *THREAD\_SINGLE* thread level requires a single-threaded program. Hence, a hybrid program should not request *THREAD\_SINGLE* at the initialization call of either OpenSHMEM or MPI but request a different thread level at the initialization call of the other model.
- The *THREAD\_FUNNELED* thread level allows only the main thread to make communication calls. A hybrid program using the *THREAD\_FUNNELED* thread level in both OpenSHMEM and MPI should ensure that the same main thread is used in both communication environments.
- The *THREAD\_SERIALIZED* thread level requires the program to ensure that communication calls are not made concurrently by multiple threads. If a hybrid program uses *THREAD\_SERIALIZED* in one communication environment and *THREAD\_SERIALIZED* or *THREAD\_FUNNELED* in the other one, it should also guarantee that the OpenSHMEM and MPI calls are not made concurrently from two distinct threads.

### D.1.4 Mapping Process Identification Numbers

Similar to the PE number in OpenSHMEM, MPI defines rank as the identification number of a process in a communicator. Both the OpenSHMEM PE and the MPI rank are unique integers assigned from zero to one less than the total number of processes. In a hybrid program, the OpenSHMEM PE number in *SHMEM\_TEAM\_WORLD* and the MPI rank in *MPI\_COMM\_WORLD* of a process can be equal. This feature, however, may be provided by only some of the OpenSHMEM and MPI implementations (e.g., if both environments share the same underlying process manager) and is not portably guaranteed. A portable program should always use the standard functions in each model, namely, *shmem\_team\_my\_pe* or *shmem\_my\_pe* in OpenSHMEM and *MPI\_Comm\_rank* in MPI, to query the process identification numbers in each communication environment and manage the mapping of identifiers in the program when necessary.

## Examples

**Example 54.** The following example demonstrates how to manage the mapping between OpenSHMEM PE numbers and MPI ranks in *MPI\_COMM\_WORLD* in a hybrid OpenSHMEM and MPI program.

```
#include <mpi.h>
#include <shmem.h>
#include <stdio.h>

int main(int argc, char *argv[]) {
    MPI_Init(&argc, &argv);
    shmem_init();

    int mype = shmem_team_my_pe(SHMEM_TEAM_WORLD);
    int npes = shmem_team_n_pes(SHMEM_TEAM_WORLD);

    static int myrank;
    MPI_Comm_rank(MPI_COMM_WORLD, &myrank);

    int *mpi_ranks = shmem_calloc(npes, sizeof(int));

    shmem_int_collect(SHMEM_TEAM_WORLD, mpi_ranks, &myrank, 1);
    if (mype == 0)
        for (int i = 0; i < npes; i++)
            printf("PE %d's MPI rank is %d\n", i, mpi_ranks[i]);

    shmem_free(mpi_ranks);

    shmem_finalize();
    MPI_Finalize();

    return 0;
}
```

**Example 55.** The following example demonstrates an alternative approach for managing the mapping of process identification numbers in a hybrid program. The program creates a new MPI communicator, named *shmem\_comm*, that contains all processes in *MPI\_COMM\_WORLD* and each process has the same MPI rank number as its OpenSHMEM PE number.

```
#include <mpi.h>
#include <shmem.h>
#include <stdio.h>

int main(int argc, char *argv[]) {
    MPI_Init(&argc, &argv);
    shmem_init();

    int mype = shmem_my_pe();

    MPI_Comm shmem_comm;
    MPI_Comm_split(MPI_COMM_WORLD, 0, mype, &shmem_comm);

    int myrank;
    MPI_Comm_rank(shmem_comm, &myrank);
    printf("PE %d's MPI rank is %d\n", mype, myrank);

    MPI_Comm_free(&shmem_comm);
    shmem_finalize();
    MPI_Finalize();

    return 0;
}
```

### D.1.5 RMA Programming Models

OpenSHMEM and MPI each define similar one-sided communication models; however, a portable program should not assume interoperability between these models. For instance, OpenSHMEM guarantees the atomicity only of concurrent OpenSHMEM AMO operations that operate on symmetric data with the same datatype. Access to the same symmetric object with MPI atomic operations, such as an *MPI\_Fetch\_and\_op*, may result in an undefined result. A hybrid program should avoid situations where MPI and OpenSHMEM one-sided operations perform concurrent accesses to the same memory location; otherwise, the behavior is undefined.

### D.1.6 Communication Progress

OpenSHMEM promises the progression of communication both with and without OpenSHMEM calls and requires the software progress mechanism in the implementation (e.g., a progress thread) when the hardware does not provide asynchronous communication capabilities (see Section 4.1). In MPI, however, a weak progress semantics is applied. That is, an MPI communication call is guaranteed only to complete in finite time. For instance, an *MPI\_Put* may be completed only when the remote process makes an MPI call that internally triggers the progress of MPI, if the underlying hardware does not support asynchronous communication. A hybrid program should not assume that the OpenSHMEM library also makes progress for MPI. It can explicitly manage the asynchronous communication of MPI in order to prevent any deadlock or performance degradation.

## Annex E

# History of OpenSHMEM

SHMEM has a long history as a parallel-programming model and has been extensively used on a number of products since 1993, including the Cray T3D, Cray X1E, Cray XT3 and XT4, SGI Origin, SGI Altix, Quadrics-based clusters, and InfiniBand-based clusters.

- SHMEM Timeline
  - Cray SHMEM
    - \* SHMEM first introduced by Cray Research, Inc. in 1993 for Cray T3D
    - \* Cray was acquired by SGI in 1996
    - \* Cray was acquired by Tera in 2000 (MTA)
    - \* Platforms: Cray T3D, T3E, C90, J90, SV1, SV2, X1, X2, XE, XMT, XT
    - \* HPE acquired Cray in 2019
  - SGI SHMEM
    - \* SGI acquired Cray Research, Inc. and SHMEM was integrated into SGI's Message Passing Toolkit (MPT)
    - \* SGI currently owns the rights to SHMEM and OpenSHMEM
    - \* Platforms: Origin, Altix 4700, Altix XE, ICE, UV
    - \* SGI was acquired by Rackable Systems in 2009
    - \* SGI and OSSS signed a SHMEM trademark licensing agreement in 2010
    - \* HPE acquired SGI in 2016

A listing of OpenSHMEM implementations can be found on <http://www.openshmem.org/>.

# Annex F

## Deprecated API

### F.1 Overview

For the OpenSHMEM Specification, deprecation is the process of identifying API that is supported but no longer recommended for use by users. The deprecated API **must** be supported until clearly indicated as otherwise by the Specification. This chapter records the API or functionality that have been deprecated, the version of the OpenSHMEM Specification that effected the deprecation, and the most recent version of the OpenSHMEM Specification in which the feature was supported before removal.

Deprecated API	Deprecated Since	Last Version Supported	Replaced By
Header Directory: <a href="#">mpp</a>	1.1	Current	(none)
C/C++: <a href="#">start_pes</a>	1.2	Current	<a href="#">shmem_init</a>
Fortran: <a href="#">START_PES</a>	1.2	1.4	<a href="#">SHMEM_INIT</a>
Implicit finalization	1.2	Current	<a href="#">shmem_finalize</a>
C/C++: <a href="#">_my_pe</a>	1.2	Current	<a href="#">shmem_my_pe</a>
C/C++: <a href="#">_num_pes</a>	1.2	Current	<a href="#">shmem_n_pes</a>
Fortran: <a href="#">MY_PE</a>	1.2	1.4	<a href="#">SHMEM_MY_PE</a>
Fortran: <a href="#">NUM_PES</a>	1.2	1.4	<a href="#">SHMEM_N_PES</a>
C/C++: <a href="#">shm_malloc</a>	1.2	Current	<a href="#">shmem_malloc</a>
C/C++: <a href="#">shfree</a>	1.2	Current	<a href="#">shmem_free</a>
C/C++: <a href="#">shrealloc</a>	1.2	Current	<a href="#">shmem_realloc</a>
C/C++: <a href="#">shmemalign</a>	1.2	Current	<a href="#">shmem_align</a>
Fortran: <a href="#">SHMEM_PUT</a>	1.2	1.4	<a href="#">SHMEM_PUT8</a> or <a href="#">SHMEM_PUT64</a>
C/C++: <a href="#">shmem_clear_cache_inv</a> C/C++: <a href="#">shmem_clear_cache_line_inv</a> C/C++: <a href="#">shmem_set_cache_inv</a> C/C++: <a href="#">shmem_set_cache_line_inv</a> C/C++: <a href="#">shmem_udcflush</a> C/C++: <a href="#">shmem_udcflush_line</a>	1.3	1.4	(none)
Fortran: <a href="#">SHMEM_CLEAR_CACHE_INV</a> Fortran: <a href="#">SHMEM_SET_CACHE_INV</a> Fortran: <a href="#">SHMEM_SET_CACHE_LINE_INV</a> Fortran: <a href="#">SHMEM_UDCFLUSH</a> Fortran: <a href="#">SHMEM_UDCFLUSH_LINE</a>	1.3	1.4	(none)
<a href="#">_SHMEM_SYNC_VALUE</a>	1.3	Current	<a href="#">SHMEM_SYNC_VALUE</a>
<a href="#">_SHMEM_BARRIER_SYNC_SIZE</a>	1.3	Current	<a href="#">SHMEM_BARRIER_SYNC_SIZE</a>
<a href="#">_SHMEM_BCAST_SYNC_SIZE</a>	1.3	Current	<a href="#">SHMEM_BCAST_SYNC_SIZE</a>
<a href="#">_SHMEM_COLLECT_SYNC_SIZE</a>	1.3	Current	<a href="#">SHMEM_COLLECT_SYNC_SIZE</a>
<a href="#">_SHMEM_REDUCE_SYNC_SIZE</a>	1.3	Current	<a href="#">SHMEM_REDUCE_SYNC_SIZE</a>
<a href="#">_SHMEM_REDUCE_MIN_WRKDATA_SIZE</a>	1.3	Current	<a href="#">SHMEM_REDUCE_MIN_WRKDATA_SIZE</a>
<a href="#">_SHMEM_MAJOR_VERSION</a>	1.3	Current	<a href="#">SHMEM_MAJOR_VERSION</a>
<a href="#">_SHMEM_MINOR_VERSION</a>	1.3	Current	<a href="#">SHMEM_MINOR_VERSION</a>
<a href="#">_SHMEM_MAX_NAME_LEN</a>	1.3	Current	<a href="#">SHMEM_MAX_NAME_LEN</a>
<a href="#">_SHMEM_VENDOR_STRING</a>	1.3	Current	<a href="#">SHMEM_VENDOR_STRING</a>
<a href="#">_SHMEM_CMP_EQ</a>	1.3	Current	<a href="#">SHMEM_CMP_EQ</a>
<a href="#">_SHMEM_CMP_NE</a>	1.3	Current	<a href="#">SHMEM_CMP_NE</a>
<a href="#">_SHMEM_CMP_LT</a>	1.3	Current	<a href="#">SHMEM_CMP_LT</a>
<a href="#">_SHMEM_CMP_LE</a>	1.3	Current	<a href="#">SHMEM_CMP_LE</a>
<a href="#">_SHMEM_CMP_GT</a>	1.3	Current	<a href="#">SHMEM_CMP_GT</a>
<a href="#">_SHMEM_CMP_GE</a>	1.3	Current	<a href="#">SHMEM_CMP_GE</a>
<a href="#">SMA_VERSION</a>	1.4	Current	<a href="#">SHMEM_VERSION</a>

Deprecated API	Deprecated Since	Last Version Supported	Replaced By
<i>SMA_INFO</i>	1.4	Current	<i>SHMEM_INFO</i>
<i>SMA_SYMMETRIC_SIZE</i>	1.4	Current	<i>SHMEM_SYMMETRIC_SIZE</i>
<i>SMA_DEBUG</i>	1.4	Current	<i>SHMEM_DEBUG</i>
<i>C/C++: shmем_wait</i> <i>C/C++: shmем_TYPENAME_wait</i>	1.4	Current	See <b>Notes</b> for <i>shmем_wait_until</i>
<i>C/C++: shmем_wait_until</i>	1.4	Current	<i>C11: shmем_wait_until</i> , <i>C/C++: shmем_long_wait_until</i>
<i>C11: shmем_fetch</i> <i>C/C++: shmем_TYPENAME_fetch</i>	1.4	Current	<i>shmем_atomic_fetch</i>
<i>C11: shmем_set</i> <i>C/C++: shmем_TYPENAME_set</i>	1.4	Current	<i>shmем_atomic_set</i>
<i>C11: shmем_cswap</i> <i>C/C++: shmем_TYPENAME_cswap</i>	1.4	Current	<i>shmем_atomic_compare_swap</i>
<i>C11: shmем_swap</i> <i>C/C++: shmем_TYPENAME_swap</i>	1.4	Current	<i>shmем_atomic_swap</i>
<i>C11: shmем_finc</i> <i>C/C++: shmем_TYPENAME_finc</i>	1.4	Current	<i>shmем_atomic_fetch_inc</i>
<i>C11: shmем_inc</i> <i>C/C++: shmем_TYPENAME_inc</i>	1.4	Current	<i>shmем_atomic_inc</i>
<i>C11: shmем_fadd</i> <i>C/C++: shmем_TYPENAME_fadd</i>	1.4	Current	<i>shmем_atomic_fetch_add</i>
<i>C11: shmем_add</i> <i>C/C++: shmем_TYPENAME_add</i>	1.4	Current	<i>shmем_atomic_add</i>
Entire <i>Fortran</i> API	1.4	1.4	OpenSHMEM C API through <i>Fortran-C</i> interoperability
<i>SHMEM_SYNC_VALUE</i> <i>SHMEM_SYNC_SIZE</i> <i>SHMEM_BARRIER_SYNC_SIZE</i> <i>SHMEM_ALLTOALL_SYNC_SIZE</i> <i>SHMEM_ALLTOALLS_SYNC_SIZE</i> <i>SHMEM_BCAST_SYNC_SIZE</i> <i>SHMEM_COLLECT_SYNC_SIZE</i> <i>SHMEM_REDUCE_SYNC_SIZE</i> <i>SHMEM_REDUCE_MIN_WRKDATA_SIZE</i>	1.5	Current	Team-based collectives, Section 9.10.
<i>C/C++: Active-set-based shmем_sync</i>	1.5	Current	Team-based <i>shmем_sync</i>
<i>C/C++: shmем_alltoall{32, 64}</i>	1.5	Current	<i>shmем_alltoall</i>
<i>C/C++: shmем_alltoalls{32, 64}</i>	1.5	Current	<i>shmем_alltoalls</i>
<i>C/C++: shmем_broadcast{32, 64}</i>	1.5	Current	<i>shmем_broadcast</i>
<i>C/C++: shmем_collect{32, 64}</i>	1.5	Current	<i>shmем_collect</i>
<i>C/C++: shmем_fcollect{32, 64}</i>	1.5	Current	<i>shmем_fcollect</i>
<i>C/C++: shmем_TYPENAME_and_to_all</i>	1.5	Current	<i>shmем_and_reduce</i>
<i>C/C++: shmем_TYPENAME_or_to_all</i>	1.5	Current	<i>shmем_or_reduce</i>
<i>C/C++: shmем_TYPENAME_xor_to_all</i>	1.5	Current	<i>shmем_xor_reduce</i>
<i>C/C++: shmем_TYPENAME_max_to_all</i>	1.5	Current	<i>shmем_max_reduce</i>
<i>C/C++: shmем_TYPENAME_min_to_all</i>	1.5	Current	<i>shmем_min_reduce</i>
<i>C/C++: shmем_TYPENAME_sum_to_all</i>	1.5	Current	<i>shmем_sum_reduce</i>
<i>C/C++: shmем_TYPENAME_prod_to_all</i>	1.5	Current	<i>shmем_prod_reduce</i>
<i>C/C++: shmем_barrier</i>	1.5	Current	<i>shmем_quiet</i> + <i>shmем_sync</i>
<i>C11: shmем_wait_until(short ...)</i> <i>C/C++: shmем_short_wait_until</i>	1.5	Current	(none)
<i>C11: shmем_wait_until(unsigned short ...)</i> <i>C/C++: shmем_ushort_wait_until</i>	1.5	Current	(none)
<i>C11: shmем_test(short ...)</i> <i>C/C++: shmем_short_test</i>	1.5	Current	(none)
<i>C11: shmем_test(unsigned short ...)</i> <i>C/C++: shmем_ushort_test</i>	1.5	Current	(none)
Table 12: point-to-point synchronization types	1.5	Current	Table 6: standard AMO types

## F.2 Deprecation Rationale

### F.2.1 Header Directory: *mpp*

In addition to the default system header paths, OpenSHMEM implementations must provide all OpenSHMEM-specified header files from the *mpp* header directory such that these headers can be referenced in *C/C++* as

```
#include <mpp/shmem.h>
#include <mpp/shmemx.h>
```

and in *Fortran* as

```
include 'mpp/shmem.fh'
```

```
include 'mpp/shmemx.fh'
```

for backwards compatibility with SGI SHMEM.

### F.2.2 C/C++: *start\_pes*

The C/C++ routine *start\_pes* includes an unnecessary initialization argument that is remnant of historical *SHMEM* implementations and no longer reflects the requirements of modern OpenSHMEM implementations. Furthermore, the naming of *start\_pes* does not include the standardized *shmem\_* naming prefix. This routine has been deprecated and OpenSHMEM users are encouraged to use *shmem\_init* instead.

### F.2.3 Implicit Finalization

Implicit finalization was deprecated and replaced with explicit finalization using the *shmem\_finalize* routine. Explicit finalization improves portability and also improves interoperability with profiling and debugging tools.

### F.2.4 C/C++: *\_my\_pe*, *\_num\_pes*, *shmalloc*, *shfree*, *shrealloc*, *shmalign*

The C/C++ routines *\_my\_pe*, *\_num\_pes*, *shmalloc*, *shfree*, *shrealloc*, and *shmalign* were deprecated in order to normalize the OpenSHMEM API to use *shmem\_* as the standard prefix for all routines.

### F.2.5 Fortran: *START\_PES*, *MY\_PE*, *NUM\_PES*

The Fortran routines *START\_PES*, *MY\_PE*, and *NUM\_PES* were deprecated in order to minimize the API differences from the deprecation of C/C++ routines *start\_pes*, *\_my\_pe*, and *\_num\_pes*.

### F.2.6 Fortran: *SHMEM\_PUT*

The Fortran routine *SHMEM\_PUT* is defined only for the Fortran API and is semantically identical to Fortran routines *SHMEM\_PUT8* and *SHMEM\_PUT64*. Since *SHMEM\_PUT8* and *SHMEM\_PUT64* have defined equivalents in the C/C++ interface, *SHMEM\_PUT* is ambiguous and has been deprecated.

### F.2.7 SHMEM\_CACHE

The *SHMEM\_CACHE* API

C/C++:	Fortran:
<i>shmem_clear_cache_inv</i>	<i>SHMEM_CLEAR_CACHE_INV</i>
<i>shmem_set_cache_inv</i>	<i>SHMEM_SET_CACHE_INV</i>
<i>shmem_set_cache_line_inv</i>	<i>SHMEM_SET_CACHE_LINE_INV</i>
<i>shmem_udcflush</i>	<i>SHMEM_UDCFLUSH</i>
<i>shmem_udcflush_line</i>	<i>SHMEM_UDCFLUSH_LINE</i>
<i>shmem_clear_cache_line_inv</i>	

was originally implemented for systems with cache-management instructions. This API has largely gone unused on cache-coherent system architectures. *SHMEM\_CACHE* has been deprecated.

### F.2.8 *\_SHMEM\_\** Library Constants

The library constants



<code>__SHMEM_SYNC_VALUE</code>	<code>__SHMEM_MAX_NAME_LEN</code>
<code>__SHMEM_BARRIER_SYNC_SIZE</code>	<code>__SHMEM_VENDOR_STRING</code>
<code>__SHMEM_BCAST_SYNC_SIZE</code>	<code>__SHMEM_CMP_EQ</code>
<code>__SHMEM_COLLECT_SYNC_SIZE</code>	<code>__SHMEM_CMP_NE</code>
<code>__SHMEM_REDUCE_SYNC_SIZE</code>	<code>__SHMEM_CMP_LT</code>
<code>__SHMEM_REDUCE_MIN_WRKDATA_SIZE</code>	<code>__SHMEM_CMP_LE</code>
<code>__SHMEM_MAJOR_VERSION</code>	<code>__SHMEM_CMP_GT</code>
<code>__SHMEM_MINOR_VERSION</code>	<code>__SHMEM_CMP_GE</code>

do not adhere to the *C* standard’s reserved identifiers and the *C++* standard’s reserved names. These constants were deprecated and replaced with corresponding constants of prefix *SHMEM\_* that adhere to *C/C++* and *Fortran* naming conventions.

## F.2.9 *SMA\_\** Environment Variables

The environment variables *SMA\_VERSION*, *SMA\_INFO*, *SMA\_SYMMETRIC\_SIZE*, and *SMA\_DEBUG* were deprecated in order to normalize the OpenSHMEM API to use *SHMEM\_* as the standard prefix for all environment variables.

## F.2.10 *C/C++*: *shmem\_wait*

The *C/C++* interface for *shmem\_wait* and *shmem\_TYPENAME\_wait* was identified as unintuitive with respect to the comparison operation it performed. As *shmem\_wait* can be trivially replaced by *shmem\_wait\_until* where *cmp* is *SHMEM\_CMP\_NE*, the *shmem\_wait* interface was deprecated in favor of *shmem\_wait\_until*, which makes the comparison operation explicit and better communicates the developer’s intent.

## F.2.11 *C/C++*: *shmem\_wait\_until*

The *long*-typed *C/C++* routine *shmem\_wait\_until* was deprecated in favor of the *C11* type-generic interface of the same name or the explicitly typed *C/C++* routine *shmem\_long\_wait\_until*.

## F.2.12 *C11* and *C/C++*: *shmem\_fetch*, *shmem\_set*, *shmem\_cswap*, *shmem\_swap*, *shmem\_finc*, *shmem\_inc*, *shmem\_fadd*, *shmem\_add*

The *C11* and *C/C++* interfaces for

<i>C11</i> :	<i>C/C++</i> :
<i>shmem_fetch</i>	<i>shmem_TYPENAME_fetch</i>
<i>shmem_set</i>	<i>shmem_TYPENAME_set</i>
<i>shmem_cswap</i>	<i>shmem_TYPENAME_cswap</i>
<i>shmem_swap</i>	<i>shmem_TYPENAME_swap</i>
<i>shmem_finc</i>	<i>shmem_TYPENAME_finc</i>
<i>shmem_inc</i>	<i>shmem_TYPENAME_inc</i>
<i>shmem_fadd</i>	<i>shmem_TYPENAME_fadd</i>
<i>shmem_add</i>	<i>shmem_TYPENAME_add</i>

were deprecated and replaced with similarly named interfaces within the *shmem\_atomic\_\** namespace in order to more clearly identify these calls as performing atomic operations. In addition, the abbreviated names “*cswap*”, “*finc*”, and “*fadd*” were expanded for clarity to “*compare\_swap*”, “*fetch\_inc*”, and “*fetch\_add*”.

## F.2.13 *Fortran* API

The entire OpenSHMEM *Fortran* API was deprecated in OpenSHMEM 1.4 and removed in OpenSHMEM 1.5 because of a general lack of use and a lack of conformance with legacy *Fortran* standards. In lieu of an extensive update of the

*Fortran* API, *Fortran* users are encouraged to leverage the OpenSHMEM Specification's *C* API through the *Fortran-C* interoperability initially standardized by *Fortran 2003*<sup>1</sup>.

## F.2.14 Active-set-based library constants and collectives

With the addition of OpenSHMEM teams, Section 9.4, the previous method for performing collective operations has been superseded by a more readable, flexible method for organizing and communicating between groups of PEs. All collective routines which previously indicated subgroups of PEs with a list of parameters to describe the subgroup composition (active set) should be phased out in favor of using collective operations with a team parameter.

The library constants

<i>SHMEM_SYNC_VALUE</i>	<i>SHMEM_BCAST_SYNC_SIZE</i>
<i>SHMEM_SYNC_SIZE</i>	<i>SHMEM_COLLECT_SYNC_SIZE</i>
<i>SHMEM_BARRIER_SYNC_SIZE</i>	<i>SHMEM_REDUCE_SYNC_SIZE</i>
<i>SHMEM_ALLTOALL_SYNC_SIZE</i>	<i>SHMEM_REDUCE_MIN_WRKDATA_SIZE</i>
<i>SHMEM_ALLTOALLS_SYNC_SIZE</i>	

were deprecated as these constants pertain only to active-set-based collectives.

The *C/C++* active-set-based *shmem\_sync* routine was deprecated and replaced with the team-based *C11* *shmem\_sync* or *C/C++* *shmem\_team\_sync* routine.

The fixed-sized versions of the active-set-based routines

<i>shmem_alltoall32</i>	<i>shmem_alltoall64</i>
<i>shmem_alltoalls32</i>	<i>shmem_alltoalls64</i>
<i>shmem_broadcast32</i>	<i>shmem_broadcast64</i>
<i>shmem_collect32</i>	<i>shmem_collect64</i>
<i>shmem_fcollect32</i>	<i>shmem_fcollect64</i>

were deprecated. Instead, all team-based collective routines use standard *C* types with the option to use generic *C11* functions for more portable and maintainable implementations.

The active-set-based reduction routines

<i>shmem_TYPENAME_and_to_all</i>	<i>shmem_TYPENAME_max_to_all</i>
<i>shmem_TYPENAME_or_to_all</i>	<i>shmem_TYPENAME_min_to_all</i>
<i>shmem_TYPENAME_xor_to_all</i>	<i>shmem_TYPENAME_sum_to_all</i>
	<i>shmem_TYPENAME_prod_to_all</i>

were deprecated and replaced with team-based reduction routines.

## F.2.15 *C/C++*: *shmem\_barrier*

Each OpenSHMEM team might be associated with some number of communication contexts. The *shmem\_barrier* function implies that the default context is quiesced after synchronizing some active set of PEs. Since teams may have some number of contexts associated with the team, it becomes less clear which context would be the “default” context for that particular team. Rather than continue to support *shmem\_barrier* for active-sets or teams, programs should use a call to *shmem\_quiet* followed by a call to *shmem\_sync* in order to explicitly indicate which context to quiesce.

## F.2.16 *C11* and *C/C++*: *short* and *unsigned short* variants of *shmem\_wait\_until* and *shmem\_test*

The *short* and *unsigned short* type *C/C++* and *C11* routines for *shmem\_wait\_until* and *shmem\_test* were deprecated because point-to-point synchronization routines are only compatible with AMOs (as of OpenSHMEM 1.5), and there is no corresponding AMO for *short* and *unsigned short*.

<sup>1</sup>Formally, *Fortran 2003* is known as ISO/IEC 1539-1:2004(E).

### F.2.17 Table 12: point-to-point synchronization types

As of OpenSHMEM 1.5, the point-to-point synchronization routines are only compatible with AMOs, so their interfaces are defined via the standard AMO types in Table 6.

DRAFT

## Annex G

# Changes to this Document

### G.1 Version 1.6

Major changes in OpenSHMEM 1.6 include the addition of the new *shmem\_team\_ptr*, *shmem\_ibget*, and *shmem\_ibput* functions.

The following list describes the specific changes in OpenSHMEM 1.6:

1. Added an inclusive (*shmem\_sum\_inscan*) and exclusive (*shmem\_sum\_exscan*) collective summation operation. See Section [9.10.10](#).
2. Added support for initialization and finalization routines to be called multiple times, and added an initialization status query API *shmem\_query\_initialized*. See Sections [9.1.1](#), [9.1.4](#) and [9.1.5](#).
3. Added interleaved block transfer APIs *shmem\_ibget* and *shmem\_ibput*. See Sections [9.6.1.4](#) and [9.6.1.8](#).
4. Added *shmem\_signal\_add* and *shmem\_signal\_set* to update a remote flag without associated data transfer of a put-with-signal operation. See Sections [9.8.5](#) and [9.8.7](#).
5. Added a team-based pointer query routine: *shmem\_team\_ptr*. See Section [9.1.10](#).
6. Clarified that the behavior of *shmem\_team\_split\_strided* is undefined when the input *start*, *stride*, and *size* arguments imply a *wrap-around* with respect to the parent team's PEs. See Section [9.4.6](#).
7. Added the session routines, *shmem\_ctx\_session\_start* and *shmem\_ctx\_session\_stop*, which allow users to pass hints to the OpenSHMEM library to apply runtime optimizations. See Section [9.9](#).
8. Added fine grained completion routine: *shmem\_pe\_quiet*. See Section [9.12.3](#).
9. Split the listings for the *shmem\_{malloc, free, realloc, align}* functions from a single entry in OpenSHMEM 1.5 into separate entries. See Sections [9.3.1](#) to [9.3.4](#).
10. Clarified that the *shmem\_{malloc, free, realloc, align, malloc\_with\_hints, calloc}* functions are collective operations on the world team. See Sections [9.3.1](#) to [9.3.6](#).

11. Clarified that *shmem\_team\_get\_config* returns the current configuration values, which may differ from the values assigned at the time of the team's creation.  
See Section 9.4.4.
12. Clarified the behavior of *shmem\_team\_get\_config* when the *config\_mask* is 0 and/or the *config* argument is a null pointer.  
See Section 9.4.4.
13. Clarified the behavior of *shmem\_team\_split\_strided* when the stride argument is 0 or negative.  
See Section 9.4.6.
14. Clarified the requirements for the source buffer before entering the collective routines.  
See Sections 9.10.5 and 9.10.7 to 9.10.10.
15. Added a new Errata Section H that indicates errors or ambiguities in the OpenSHMEM specification and the version that required correction or clarification.  
See Annex H.
16. Removed OpenSHMEM 1.5 Table 9, which was an incomplete duplicate of OpenSHMEM 1.5 Table 10, and clarified the types, names, and supporting operations for team-based reductions.  
See Table 10.
17. Clarified that *source* and *dest* arrays must be the same across PEs in OpenSHMEM reductions  
See Section 9.10.9.
18. Clarified that *Fence* operations only guarantee ordering for operations that are performed on the same context.  
See Section 9.12.1.
19. Clarified that *shmem\_test\_all* and *shmem\_test\_all\_vector* routines return 1 when the test set is empty.  
See Sections 9.11.9 and 9.11.12.
20. Clarified that *shmem\_team\_split\_strided* and *shmem\_team\_split\_strided* return a nonzero value when the parent team compares equal to *SHMEM\_TEAM\_INVALID*.  
See Sections 9.4.6 and 9.4.7.
21. Corrected the level argument's recommended value in API notes for *shmem\_pcontrol* to indicate that the value should be greater than 2 to enable profiling with profile library defined effects and additional arguments.  
See Section 10.1.1.

## G.2 Version 1.5

Major changes in OpenSHMEM 1.5 include the addition of new team-based collective functions, *put-with-signal* functions, nonblocking AMO functions, multiple-element point-to-point synchronization and vector comparison functions, a *shmem\_malloc\_with\_hints* function, a profiling interface, and the removal of the entire *Fortran* API.

The following list describes the specific changes in OpenSHMEM 1.5:

1. Removed *SHMEM\_CACHE*.  
See Annex F.2.7.
2. Deprecated *short* and *unsigned short* variants for *shmem\_wait\_until* and *shmem\_test*.  
See Sections 9.11.1 and 9.11.8 and Annex F.2.16.
3. Added *shmem\_malloc\_with\_hints* interface and corresponding hints *SHMEM\_MALLOC\_ATOMICS\_REMOTE* and *SHMEM\_MALLOC\_SIGNAL\_REMOTE*.  
See Sections 6 and 9.3.5.
4. Specified that team-based broadcast operations update the *dest* object on all PEs, including the root PE.  
See Section 9.10.7.

5. Deprecated active-set-based library constants and collective functions.  
See Sections 6 and 9.10 and Annexes F.2.14 and F.2.15.
6. Added team management functions: *shmem\_team\_my\_pe*, *shmem\_team\_n\_pes*, *shmem\_team\_get\_config*, *shmem\_team\_translate\_pe*, *shmem\_team\_split\_strided*, *shmem\_team\_split\_2d*, and *shmem\_team\_destroy*.  
See Sections 9.4.1, 9.4.2 and 9.4.4 to 9.4.8.
7. Added team-based communication-management functions: *shmem\_team\_create\_ctx* and *shmem\_ctx\_get\_team*.  
See Sections 9.5.2 and 9.5.4.
8. Added team-based collective functions: *shmem\_sync*, *shmem\_alltoall[mem]*, *shmem\_alltoalls[mem]*, *shmem\_broadcast[mem]*, *shmem\_collect[mem]*, *shmem\_fcollect[mem]*, and *shmem\_{and, or, xor, max, min, sum, prod}\_reduce*.  
See Sections 9.10.3 and 9.10.5 to 9.10.9.
9. Clarified interoperability of OpenSHMEM with other programming models.  
See Annex D.
10. Clarified restrictions on using pointers to symmetric objects.  
See Sections 3.1 and 4.2.
11. Added support for nonblocking AMO functions.  
See Section 9.7.2.
12. Added support for blocking *put-with-signal* functions.  
See Section 9.8.3.
13. Added support for nonblocking *put-with-signal* functions.  
See Section 9.8.4.
14. Deprecated point-to-point synchronization types and names.  
See Table 12 and Annex F.2.17.
15. Clarified that point-to-point synchronization routines preserve the atomicity of OpenSHMEM AMOs.  
See Section 3.2.
16. Clarified that symmetric variables used as *ivar* arguments to point-to-point synchronization routines must be updated using OpenSHMEM AMOs.  
See Section 9.11.
17. Removed the entire OpenSHMEM *Fortran* API.  
See Annex F.2.13.
18. Added support for multipliers in *SHMEM\_SYMMETRIC\_SIZE* environment variables.  
See Section 8.
19. Added support for a multiple-element point-to-point synchronization API with the functions: *shmem\_wait\_until\_all*, *shmem\_wait\_until\_any*, *shmem\_wait\_until\_some*, *shmem\_test\_all*, *shmem\_test\_any*, and *shmem\_test\_some*.  
See Sections 9.11.2 to 9.11.4 and 9.11.9 to 9.11.11.
20. Added support for vectorized comparison values in the multiple-element point-to-point synchronization API with the functions: *shmem\_wait\_until\_all\_vector*, *shmem\_wait\_until\_any\_vector*, *shmem\_wait\_until\_some\_vector*, *shmem\_test\_all\_vector*, *shmem\_test\_any\_vector*, and *shmem\_test\_some\_vector*.  
See Sections 9.11.5 to 9.11.7 and 9.11.12 to 9.11.14.
21. Added OpenSHMEM profiling interface.  
See Section 10.

22. Specified the validity of communication contexts, added the constant `SHMEM_CTX_INVALID`, and clarified the behavior of `shmem_ctx_*` routines on invalid contexts.  
See Section 9.5.
23. Clarified PE active set requirements.  
See Section 9.10.
24. Clarified that when the `size` argument is zero, symmetric heap allocation routines perform no action and return a null pointer; that symmetric heap management routines that perform no action do not perform a barrier; and that the `alignment` argument to `shmem_align` must be power of two multiple of `sizeof(void*)`.  
See Sections 9.3.1, 9.3.3 and 9.3.4.
25. Clarified that the OpenSHMEM lock API provides a non-reentrant mutex and that `shmem_clear_lock` performs a quiet operation on the default context.  
See Section 9.13.1.
26. Clarified the atomicity guarantees of the OpenSHMEM memory model.  
See Section 3.2.

### G.3 Version 1.4

Major changes in OpenSHMEM 1.4 include multithreading support, *contexts* for communication management, `shmem_sync`, `shmem_alloc`, expanded type support, a new namespace for atomic operations, atomic bitwise operations, `shmem_test` for nonblocking point-to-point synchronization, and *C11* type-generic interfaces for point-to-point synchronization.

The following list describes the specific changes in OpenSHMEM 1.4:

1. New communication management API, including `shmem_ctx_create`; `shmem_ctx_destroy`; and additional RMA, AMO, and memory ordering routines that accept `shmem_ctx_t` arguments.  
See Section 9.5.
2. New API `shmem_sync_all` and `shmem_sync` to provide PE synchronization without completing pending communication operations.  
See Sections 9.10.3 and 9.10.4.
3. Clarified that the OpenSHMEM extensions header files are required, even when empty.  
See Section 5.
4. Clarified that the `SHMEM_GET64` and `SHMEM_GET64_NBI` routines are included in the *Fortran* language bindings.  
See Sections 9.6.1.5 and 9.6.2.2.
5. Clarified that `shmem_init` must be matched with a call to `shmem_finalize`.  
See Sections 9.1.1 and 9.1.4.
6. Added the `SHMEM_SYNC_SIZE` constant.  
See Section 6.
7. Added type-generic interfaces for `shmem_wait_until`.  
See Section 9.11.1.
8. Removed the *volatile* qualifiers from the *ivar* arguments to `shmem_wait` routines and the *lock* arguments in the lock API. *Rationale: Volatile qualifiers were added to several API routines in OpenSHMEM 1.3; however, they were later found to be unnecessary.*  
See Sections 9.11.1 and 9.13.1.
9. Deprecated the `SMA_*` environment variables and added equivalent `SHMEM_*` environment variables.  
See Section 8 and Annex F.2.9.

10. Added the *C11 \_Noreturn* function specifier to *shmem\_global\_exit*.  
See Section 9.1.6.
11. Clarified ordering semantics of memory ordering, point-to-point synchronization, and collective synchronization routines.
12. Clarified deprecation overview and added deprecation rationale.  
See Annexes F.1 and F.2.
13. Deprecated header directory *mpp*.  
See Annex F.2.1.
14. Deprecated the *shmem\_wait* functions and the *long*-typed C/C++ *shmem\_wait\_until* function.  
See Section 9.11.1 and Annexes F.2.10 and F.2.11.
15. Added the *shmem\_test* functions.  
See Section 9.11.
16. Added the *shmem\_calloc* function.  
See Section 9.3.6.
17. Introduced the thread safe semantics that define the interaction between OpenSHMEM routines and user threads.  
See Section 9.2.
18. Added the new routine *shmem\_init\_thread* to initialize the OpenSHMEM library with one of the defined thread levels.  
See Section 9.2.1.
19. Added the new routine *shmem\_query\_thread* to query the thread level provided by the OpenSHMEM implementation.  
See Section 9.2.2.
20. Clarified the semantics of *shmem\_quiet* for a multithreaded OpenSHMEM PE.  
See Section 9.12.2.
21. Revised the description of *shmem\_barrier\_all* for a multithreaded OpenSHMEM PE.  
See Section 9.10.1.
22. Revised the description of *shmem\_wait* for a multithreaded OpenSHMEM PE.  
See Section 9.11.1.
23. Clarified description for *SHMEM\_VENDOR\_STRING*.  
See Section 6.
24. Clarified description for *SHMEM\_MAX\_NAME\_LEN*.  
See Section 6.
25. Clarified API description for *shmem\_info\_get\_name*.  
See Section 9.1.12.
26. Expanded the type support for RMA, AMO, and point-to-point synchronization operations.  
See Tables 5, 6, 7 and 12.
27. Renamed AMO operations to use *shmem\_atomic\_\** prefix and deprecated old AMO routines.  
See Section 9.7 and Annex F.2.12.
28. Added fetching and non-fetching bitwise AND, OR, and XOR atomic operations.  
See Section 9.7.
29. Deprecated the entire *Fortran* API.  
See Annex F.2.13.



30. Replaced the *complex* macro in complex-typed reductions with the C99 (and later) type specifier *\_Complex* to remove an implicit dependence on *complex.h*.  
See Section 9.10.9.
31. Clarified that complex-typed reductions in C are optionally supported.  
See Section 9.10.9.

## G.4 Version 1.3

Major changes in OpenSHMEM 1.3 include the addition of nonblocking RMA operations, atomic *Put* and *Get* operations, all-to-all collectives, and *C11* type-generic interfaces for RMA and AMO operations.

The following list describes the specific changes in OpenSHMEM 1.3:

1. Clarified implementation of PEs as threads.
2. Added *const* to every read-only pointer argument.
3. Clarified definition of *Fence*.  
See Section 2.
4. Clarified implementation of symmetric memory allocation.  
See Section 3.
5. Restricted atomic operation guarantees to other atomic operations with the same datatype.  
See Section 3.2.
6. Deprecation of all constants that start with *\_SHMEM\_\**.  
See Section 6 and Annex F.2.8.
7. Added a type-generic interface to OpenSHMEM RMA and AMO operations based on *C11* Generics.  
See Sections 9.6 and 9.7.
8. New nonblocking variants of remote memory access, *SHMEM\_PUT\_NBI* and *SHMEM\_GET\_NBI*.  
See Sections 9.6.2.1 and 9.6.2.2.
9. New atomic elemental read and write operations, *SHMEM\_FETCH* and *SHMEM\_SET*.  
See Sections 9.7.1.1 and 9.7.1.2.
10. New alltoall data exchange operations, *SHMEM\_ALLTOALL* and *SHMEM\_ALLTOALLS*.  
See Sections 9.10.5 and 9.10.6.
11. Added *volatile* to remotely accessible pointer argument in *SHMEM\_WAIT* and *SHMEM\_LOCK*.  
See Sections 9.11.1 and 9.13.1.
12. Deprecation of *SHMEM\_CACHE*.  
See Annex F.2.7.

## G.5 Version 1.2

Major changes in OpenSHMEM 1.2 include a new initialization routine (*shmem\_init*), improvements to the execution model with an explicit library-finalization routine (*shmem\_finalize*), an early-exit routine (*shmem\_global\_exit*), namespace standardization, and clarifications to several API descriptions.

The following list describes the specific changes in OpenSHMEM 1.2:

1. Added specification of *pSync* initialization for all routines that use it.

2. Replaced all placeholder variable names *target* with *dest* to avoid confusion with *Fortran*'s *target* keyword.
3. New Execution Model for exiting/finishing OpenSHMEM programs.  
See Section 4.
4. New library constants to support API that query version and name information.  
See Section 6.
5. New API *shmem\_init* to provide mechanism to start an OpenSHMEM program and replace deprecated *start\_pes*.  
See Section 9.1.1 and Annex F.2.2.
6. Deprecation of *\_my\_pe* and *\_num\_pes* routines.  
See Sections 9.1.2 and 9.1.3 and Annex F.2.4.
7. New API *shmem\_finalize* to provide collective mechanism to cleanly exit an OpenSHMEM program and release resources.  
See Section 9.1.4.
8. New API *shmem\_global\_exit* to provide mechanism to exit an OpenSHMEM program.  
See Section 9.1.6.
9. Clarification related to the address of the referenced object in *shmem\_ptr*.  
See Section 9.1.9.
10. New API to query the version and name information.  
See Sections 9.1.11 and 9.1.12.
11. OpenSHMEM library API normalization. All C symmetric memory management API begins with *shmem\_*.  
See Section 9.3 and Annex F.2.4.
12. Notes and clarifications added to *shmem\_malloc*.  
See Section 9.3.1.
13. Deprecation of *Fortran* API routine *SHMEM\_PUT*.  
See Annex F.2.6. See OpenSHMEM 1.4, Section 9.5.1.
14. Clarification related to *shmem\_wait*.  
See Section 9.11.1.
15. Undefined behavior for null pointers without zero counts added.  
See Annex C.
16. Added new Annex for clearly specifying deprecated API and its support across versions of the OpenSHMEM Specification.  
See Annex F.

## G.6 Version 1.1

Major changes from OpenSHMEM 1.0 to OpenSHMEM 1.1 include the introduction of the *shmemx.h* header file for nonstandard API extensions, clarifications to completion semantics and API descriptions in agreement with the SGI SHMEM specification, and general readability and usability improvements to the document structure.

The following list describes the specific changes in OpenSHMEM 1.1:

1. Clarifications of the completion semantics of memory synchronization interfaces.  
See Section 9.12.
2. Clarification of the completion semantics of memory load and store operations in context of *shmem\_barrier\_all* and *shmem\_barrier* routines.  
See Sections 9.10.1 and 9.10.2.

3. Clarification of the completion and ordering semantics of *shmem\_quiet* and *shmem\_fence*.  
See Sections 9.12.1 and 9.12.2.
4. Clarifications of the completion semantics of RMA and AMO routines.  
See Sections 9.6 and 9.7.
5. Clarifications of the memory model and the memory alignment requirements for symmetric data objects.  
See Section 3.
6. Clarification of the execution model and the definition of a PE.  
See Section 4.
7. Clarifications of the semantics of *shmem\_pe\_accessible* and *shmem\_addr\_accessible*.  
See Sections 9.1.7 and 9.1.8.
8. Added an annex on interoperability with MPI.  
See Annex D.
9. Added examples to the different interfaces.
10. Clarification of the naming conventions for constant in *C* and *Fortran*.  
See Sections 6 and 9.11.1.
11. Added API calls: *shmem\_char\_p*, *shmem\_char\_g*.  
See Sections 9.6.1.2 and 9.6.1.6.
12. Removed API calls: *shmem\_char\_put*, *shmem\_char\_get*.  
See Sections 9.6.1.1 and 9.6.1.5.
13. The usage of *ptrdiff\_t*, *size\_t*, and *int* in the interface signature was made consistent with the description.  
See Section 9.10 and Sections 9.6.1.3 and 9.6.1.7.
14. Revised *shmem\_barrier* example.  
See Section 9.10.2.
15. Clarification of the initial value of *pSync* work arrays for *shmem\_barrier*.  
See Section 9.10.2.
16. Clarification of the expected behavior when multiple *start\_pes* calls are encountered.  
See Section 9.1.13.
17. Corrected the definition of atomic increment operation.  
See Section 9.7.1.6.
18. Clarification of the size of the symmetric heap and when it is set.  
See Section 9.3.
19. Clarification of the integer and real sizes for *Fortran* API.  
See Sections 9.7.1.3 to 9.7.1.8.
20. Clarification of the expected behavior on program *exit*.  
See Section 4.
21. More detailed description for the progress of OpenSHMEM operations provided.  
See Section 4.1.
22. Clarification of naming convention for nonstandard interfaces and their inclusion in *shmemx.h*.  
See Section 5.
23. Various fixes to OpenSHMEM code examples across the Specification to include appropriate header files.

24. Removing requirement that implementations should detect size mismatch and return error information for *shmal-loc* and ensuring consistent language.  
See Section 9.3.1 and Annex C.
25. *Fortran* programming fixes for examples.  
See Sections 9.10.9 and 9.11.1.
26. Clarifications of the reuse *pSync* and *pWork* across collectives.  
See Sections 9.10 and 9.10.7 to 9.10.9.
27. Name changes for UV and ICE for SGI systems.  
See Annex E.

DRAFT

# Annex H

## Errata

Errors or ambiguities in the OpenSHMEM specification may be discovered after publication. Errata, or corrections, are included in the sections below indicating the version of the OpenSHMEM specification that required the correction or clarification. These corrections have been applied to all subsequent versions of the specification and this section serves as a historical record of the changes made to assist users and implementers with applying the necessary corrections. Errata that result in a change to the specification are also included in Annex G. For an implementation to comply with a particular version of OpenSHMEM, it must account for all errata associated with that version as indicated below.

### H.1 Version 1.5

1. Removed OpenSHMEM 1.5 Table 9, which was an incomplete duplicate of OpenSHMEM 1.5 Table 10, and clarified the types, names, and supporting operations for team-based reductions (G.1.16).
2. Clarified that *source* and *dest* arrays must be the same across PEs in OpenSHMEM reductions (G.1.17).
3. Clarified that *Fence* operations only guarantee ordering for operations that are performed on the same context (G.1.18).
4. Clarified that *shmem\_test\_all* and *shmem\_test\_all\_vector* routines return 1 when the test set is empty (G.1.19).
5. Clarified that *shmem\_team\_split\_strided* and *shmem\_team\_split\_2d* return nonzero when the parent team is *SHMEM\_TEAM\_INVALID* (G.1.20).
6. Corrected the *level* argument's recommended value in API notes for *shmem\_pcontrol* to indicate that the value should be greater than 2 to enable profiling with profile library defined effects and additional arguments (G.1.21).

# Glossary

**Blocking** An OpenSHMEM routine for which return from a call to that routine guarantees local completion for its associated local buffers.

**Local completion** of an OpenSHMEM operation indicates that all local objects involved in the operation are locally complete.

For an OpenSHMEM operation that reads a local object of memory—for example, the *source* argument of *shmem\_put* or, for only the root PE, *shmem\_team\_broadcast*—local completion of that object specifies the point (in time) after which a write (or update) to that object by the PE initiating the operation would not affect the value(s) read by the OpenSHMEM implementation in performing the operation.

For an OpenSHMEM operation that writes a local object of memory—for example, the *dest* argument of *shmem\_get* or *shmem\_team\_broadcast*—local completion of that object specifies the point after which a read of that local object by the PE initiating the operation will return the value(s) produced by the OpenSHMEM implementation in performing the operation.

**Nonblocking** An OpenSHMEM routine for which return from a call to that routine guarantees neither local nor remote completion.

**Remote completion** of an OpenSHMEM operation indicates that all remote objects involved in the operation are remotely complete.

For an OpenSHMEM operation that reads a remote object of memory—for example, the *source* argument of *shmem\_get* or *shmem\_team\_alltoall*—remote completion of that object specifies the point (in time) after which a write (or update) to that object by any PE would not affect the value(s) read by the OpenSHMEM implementation in performing the operation.

For an OpenSHMEM operation that writes a remote object of memory—for example, the *dest* argument of *shmem\_put* or *shmem\_team\_alltoall*—remote completion of that object specifies the point after which a read of that remote object by the target PE will return the value(s) produced by the OpenSHMEM implementation in performing the operation.

See *shmem\_quiet* for mechanisms that ensure remote completion (Section [9.12.2](#)).

# Index

- [\\_SHMEM\\_BARRIER\\_SYNC\\_SIZE, 11, 172](#)
- [\\_SHMEM\\_BCAST\\_SYNC\\_SIZE, 11, 172](#)
- [\\_SHMEM\\_CMP\\_EQ, 13, 172](#)
- [\\_SHMEM\\_CMP\\_GE, 14, 172](#)
- [\\_SHMEM\\_CMP\\_GT, 14, 172](#)
- [\\_SHMEM\\_CMP\\_LE, 14, 172](#)
- [\\_SHMEM\\_CMP\\_LT, 13, 172](#)
- [\\_SHMEM\\_CMP\\_NE, 13, 172](#)
- [\\_SHMEM\\_COLLECT\\_SYNC\\_SIZE, 11, 172](#)
- [\\_SHMEM\\_MAJOR\\_VERSION, 12, 172](#)
- [\\_SHMEM\\_MAX\\_NAME\\_LEN, 13, 172](#)
- [\\_SHMEM\\_MINOR\\_VERSION, 12, 172](#)
- [\\_SHMEM\\_REDUCE\\_MIN\\_WRKDATA\\_SIZE, 12, 172](#)
- [\\_SHMEM\\_REDUCE\\_SYNC\\_SIZE, 11, 172](#)
- [\\_SHMEM\\_SYNC\\_VALUE, 10, 172](#)
- [\\_SHMEM\\_VENDOR\\_STRING, 13, 172](#)
- [\\_my\\_pe, 172](#)
- [\\_num\\_pes, 172](#)
- 
- [Bitwise AMO Types and Names, 69](#)
- 
- [Constants, 9](#)
- 
- [Deprecated API, 172](#)
- 
- [Environment Variables, 15](#)
- [Extended AMO Types and Names, 68](#)
- 
- [Handles, 14](#)
- 
- [Library Constants, 9](#)
- [Library Handles, 14](#)
- [List of operations affected by OpenSHMEM Memory Ordering routines, 149](#)
- 
- [Memory usage hints, 34](#)
- [MY\\_PE, 172](#)
- 
- [NUM\\_PES, 172](#)
- 
- [Point-to-Point Comparison Constants, 127](#)
- [Point-to-Point Synchronization Types and Names, 127](#)
- 
- [Reduction Types, Names and Supporting Operations for Active-Set-Based Reductions, 120](#)
- [Reduction Types, Names, and Supporting Operations for Team-Based Reductions, 119](#)
- 
- [Session options, 98](#)
- [shfree, 172](#)
- [shmalloc, 172](#)
- [shmem\\_add, 77, 173](#)
- [shmem\\_addr\\_accessible, 23](#)
- [shmem\\_align, 32](#)
- [shmem\\_alltoall, 108](#)
- [shmem\\_alltoall32, 108, 176](#)
- [shmem\\_alltoall64, 108, 176](#)
- [SHMEM\\_ALLTOALL\\_SYNC\\_SIZE, 12, 173, 176](#)
- [shmem\\_alltoall{32, 64}, 173](#)
- [shmem\\_alltoallmem, 108](#)
- [shmem\\_alltoalls, 110](#)
- [shmem\\_alltoalls32, 111, 176](#)
- [shmem\\_alltoalls64, 111, 176](#)
- [SHMEM\\_ALLTOALLS\\_SYNC\\_SIZE, 12, 173, 176](#)
- [shmem\\_alltoalls{32, 64}, 173](#)
- [shmem\\_alltoallsmem, 111](#)
- [shmem\\_and\\_reduce, 118](#)
- [shmem\\_atomic\\_add, 77](#)
- [shmem\\_atomic\\_and, 79](#)
- [shmem\\_atomic\\_compare\\_swap, 70](#)
- [shmem\\_atomic\\_compare\\_swap\\_nbi, 83](#)
- [shmem\\_atomic\\_fetch, 67](#)
- [shmem\\_atomic\\_fetch\\_add, 75](#)
- [shmem\\_atomic\\_fetch\\_add\\_nbi, 86](#)
- [shmem\\_atomic\\_fetch\\_and, 78](#)
- [shmem\\_atomic\\_fetch\\_and\\_nbi, 87](#)
- [shmem\\_atomic\\_fetch\\_inc, 73](#)
- [shmem\\_atomic\\_fetch\\_inc\\_nbi, 85](#)
- [shmem\\_atomic\\_fetch\\_nbi, 82](#)
- [shmem\\_atomic\\_fetch\\_or, 79](#)
- [shmem\\_atomic\\_fetch\\_or\\_nbi, 87](#)
- [shmem\\_atomic\\_fetch\\_xor, 81](#)
- [shmem\\_atomic\\_fetch\\_xor\\_nbi, 88](#)
- [shmem\\_atomic\\_inc, 74](#)
- [shmem\\_atomic\\_or, 80](#)
- [shmem\\_atomic\\_set, 69](#)
- [shmem\\_atomic\\_swap, 72](#)
- [shmem\\_atomic\\_swap\\_nbi, 84](#)
- [shmem\\_atomic\\_xor, 82](#)
- [shmem\\_barrier, 103, 173](#)
- [shmem\\_barrier\\_all, 102](#)
- [SHMEM\\_BARRIER\\_SYNC\\_SIZE, 11, 173, 176](#)
- [SHMEM\\_BCAST\\_SYNC\\_SIZE, 11, 173, 176](#)

- shmem\_broadcast, 113
- shmem\_broadcast32, 113, 176
- shmem\_broadcast64, 113, 176
- shmem\_broadcast{32, 64}, 173
- shmem\_broadcastmem, 113
- shmem\_calloc, 34
- SHMEM\_CLEAR\_CACHE\_INV, 172
- shmem\_clear\_cache\_inv, 172
- shmem\_clear\_cache\_line\_inv, 172
- shmem\_clear\_lock, 156
- SHMEM\_CMP\_EQ, 13, 127
- SHMEM\_CMP\_GE, 14, 127
- SHMEM\_CMP\_GT, 14, 127
- SHMEM\_CMP\_LE, 14, 127
- SHMEM\_CMP\_LT, 13, 127
- SHMEM\_CMP\_NE, 13, 127
- shmem\_collect, 115
- shmem\_collect32, 116, 176
- shmem\_collect64, 116, 176
- SHMEM\_COLLECT\_SYNC\_SIZE, 11, 173, 176
- shmem\_collect{32, 64}, 173
- shmem\_collectmem, 116
- shmem\_cswap, 70, 173
- shmem\_ctx\_create, 47
- SHMEM\_CTX\_DEFAULT, 15, 46
- shmem\_ctx\_destroy, 50
- shmem\_ctx\_fence, 149
- shmem\_ctx\_get\_team, 54
- shmem\_ctx\_getmem, 61
- shmem\_ctx\_getmem\_nbi, 66
- shmem\_ctx\_getSIZE, 61
- shmem\_ctx\_getSIZE\_nbi, 66
- shmem\_ctx\_ibgetSIZE, 64
- shmem\_ctx\_ibputSIZE, 60
- shmem\_ctx\_igetSIZE, 63
- SHMEM\_CTX\_INVALID, 10, 47, 48, 54, 97
- shmem\_ctx\_iputSIZE, 58
- SHMEM\_CTX\_NOSTORE, 10, 47
- shmem\_ctx\_pe\_quiet, 152
- SHMEM\_CTX\_PRIVATE, 10, 47, 166
- shmem\_ctx\_putmem, 56
- shmem\_ctx\_putmem\_nbi, 65
- shmem\_ctx\_putmem\_signal, 90
- shmem\_ctx\_putmem\_signal\_nbi, 92
- shmem\_ctx\_putSIZE, 56
- shmem\_ctx\_putSIZE\_nbi, 65
- shmem\_ctx\_putSIZE\_signal, 90
- shmem\_ctx\_putSIZE\_signal\_nbi, 92
- shmem\_ctx\_quiet, 150
- SHMEM\_CTX\_SERIALIZED, 10, 47
- SHMEM\_CTX\_SESSION\_\*, 95
- SHMEM\_CTX\_SESSION\_BATCH, 10, 98
- shmem\_ctx\_session\_start, 97
- shmem\_ctx\_session\_stop, 98
- SHMEM\_CTX\_SESSION\_TOTAL\_OPS, 10, 96
- shmem\_ctx\_signal\_add, 94
- shmem\_ctx\_signal\_set, 95
- shmem\_ctx\_TYPENAME\_atomic\_add, 77
- shmem\_ctx\_TYPENAME\_atomic\_and, 79
- shmem\_ctx\_TYPENAME\_atomic\_compare\_swap, 70
- shmem\_ctx\_TYPENAME\_atomic\_compare\_swap\_nbi, 83
- shmem\_ctx\_TYPENAME\_atomic\_fetch, 68
- shmem\_ctx\_TYPENAME\_atomic\_fetch\_add, 75
- shmem\_ctx\_TYPENAME\_atomic\_fetch\_add\_nbi, 86
- shmem\_ctx\_TYPENAME\_atomic\_fetch\_and, 78
- shmem\_ctx\_TYPENAME\_atomic\_fetch\_and\_nbi, 87
- shmem\_ctx\_TYPENAME\_atomic\_fetch\_inc, 73
- shmem\_ctx\_TYPENAME\_atomic\_fetch\_inc\_nbi, 85
- shmem\_ctx\_TYPENAME\_atomic\_fetch\_nbi, 82
- shmem\_ctx\_TYPENAME\_atomic\_fetch\_or, 79
- shmem\_ctx\_TYPENAME\_atomic\_fetch\_or\_nbi, 87
- shmem\_ctx\_TYPENAME\_atomic\_fetch\_xor, 81
- shmem\_ctx\_TYPENAME\_atomic\_fetch\_xor\_nbi, 88
- shmem\_ctx\_TYPENAME\_atomic\_inc, 74
- shmem\_ctx\_TYPENAME\_atomic\_or, 80
- shmem\_ctx\_TYPENAME\_atomic\_set, 69
- shmem\_ctx\_TYPENAME\_atomic\_swap, 72
- shmem\_ctx\_TYPENAME\_atomic\_swap\_nbi, 84
- shmem\_ctx\_TYPENAME\_atomic\_xor, 82
- shmem\_ctx\_TYPENAME\_g, 62
- shmem\_ctx\_TYPENAME\_get, 61
- shmem\_ctx\_TYPENAME\_get\_nbi, 66
- shmem\_ctx\_TYPENAME\_ibget, 64
- shmem\_ctx\_TYPENAME\_ibput, 59
- shmem\_ctx\_TYPENAME\_iget, 63
- shmem\_ctx\_TYPENAME\_iput, 58
- shmem\_ctx\_TYPENAME\_p, 57
- shmem\_ctx\_TYPENAME\_put, 56
- shmem\_ctx\_TYPENAME\_put\_nbi, 65
- shmem\_ctx\_TYPENAME\_put\_signal, 90
- shmem\_ctx\_TYPENAME\_put\_signal\_nbi, 92
- SHMEM\_DEBUG, 16
- shmem\_fadd, 76, 173
- shmem\_fcollect, 115
- shmem\_fcollect32, 116, 176
- shmem\_fcollect64, 116, 176
- shmem\_fcollect{32, 64}, 173
- shmem\_fcollectmem, 116
- shmem\_fence, 149
- shmem\_fetch, 68, 173
- shmem\_finalize, 19
- shmem\_finc, 73, 173
- shmem\_free, 31
- shmem\_g, 61
- shmem\_get, 60
- shmem\_get\_nbi, 66
- shmem\_getmem, 61



- shmem\_getmem\_nbi, 66
- shmem\_getSIZE, 61
- shmem\_getSIZE\_nbi, 66
- shmem\_global\_exit, 21
- shmem\_ibget, 63
- shmem\_ibgetSIZE, 64
- shmem\_ibput, 59
- shmem\_ibputSIZE, 60
- shmem\_iget, 62
- shmem\_igetSIZE, 63
- shmem\_inc, 74, 173
- SHMEM\_INFO, 15
- shmem\_info\_get\_name, 26
- shmem\_info\_get\_version, 26
- shmem\_init, 17
- shmem\_init\_thread, 28
- shmem\_iput, 58
- shmem\_iputSIZE, 58
- SHMEM\_MAJOR\_VERSION, 12
- shmem\_malloc, 30
- SHMEM\_MALLOC\_ATOMICS\_REMOTE, 10, 34
- SHMEM\_MALLOC\_SIGNAL\_REMOTE, 10, 34
- shmem\_malloc\_with\_hints, 33
- SHMEM\_MAX\_NAME\_LEN, 13
- shmem\_max\_reduce, 120
- shmem\_min\_reduce, 121
- SHMEM\_MINOR\_VERSION, 12
- shmem\_my\_pe, 18
- shmem\_n\_pes, 19
- shmem\_or\_reduce, 119
- shmem\_p, 57
- shmem\_pcontrol, 158
- shmem\_pe\_accessible, 22
- shmem\_pe\_quiet, 152
- shmem\_prod\_reduce, 122
- shmem\_ptr, 24
- SHMEM\_PUT, 172
- shmem\_put, 56
- shmem\_put\_nbi, 65
- shmem\_put\_signal, 90
- shmem\_put\_signal\_nbi, 92
- shmem\_putmem, 56
- shmem\_putmem\_nbi, 65
- shmem\_putmem\_signal, 90
- shmem\_putmem\_signal\_nbi, 92
- shmem\_putSIZE, 56
- shmem\_putSIZE\_nbi, 65
- shmem\_putSIZE\_signal, 90
- shmem\_putSIZE\_signal\_nbi, 92
- shmem\_query\_initialized, 21
- shmem\_query\_thread, 29
- shmem\_quiet, 150, 173
- shmem\_realloc, 31
- SHMEM\_REDUCE\_MIN\_WRKDATA\_SIZE, 12, 173, 176
- SHMEM\_REDUCE\_SYNC\_SIZE, 11, 173, 176
- shmem\_set, 70, 173
- SHMEM\_SET\_CACHE\_INV, 172
- shmem\_set\_cache\_inv, 172
- SHMEM\_SET\_CACHE\_LINE\_INV, 172
- shmem\_set\_cache\_line\_inv, 172
- shmem\_set\_lock, 156
- shmem\_short\_test, 173
- shmem\_short\_wait\_until, 173
- SHMEM\_SIGNAL\_ADD, 10, 89, 90
- shmem\_signal\_add, 94
- shmem\_signal\_fetch, 94
- SHMEM\_SIGNAL\_SET, 10, 89, 90
- shmem\_signal\_set, 95
- shmem\_signal\_wait\_until, 148
- shmem\_sum\_exscan, 125
- shmem\_sum\_inscan, 125
- shmem\_sum\_reduce, 121
- shmem\_swap, 72, 173
- SHMEM\_SYMMETRIC\_SIZE, 16
- shmem\_sync, 105, 173, 176
- shmem\_sync\_all, 107
- SHMEM\_SYNC\_SIZE, 11, 173, 176
- SHMEM\_SYNC\_VALUE, 10, 101, 173, 176
- shmem\_team\_create\_ctx, 48
- shmem\_team\_destroy, 45
- shmem\_team\_get\_config, 38
- SHMEM\_TEAM\_INVALID, 9, 25, 36–39, 41, 43, 46, 48, 54, 100, 105, 109, 114, 115, 117, 123, 126, 179, 187
- shmem\_team\_my\_pe, 36
- shmem\_team\_n\_pes, 36
- SHMEM\_TEAM\_NUM\_CONTEXTS, 9, 38
- shmem\_team\_ptr, 25
- SHMEM\_TEAM\_SHARED, 5, 15
- shmem\_team\_split\_2d, 42
- shmem\_team\_split\_strided, 40
- shmem\_team\_sync, 105, 176
- shmem\_team\_translate\_pe, 38
- SHMEM\_TEAM\_WORLD, 5, 14, 35, 39, 42, 44, 46, 54, 166, 168
- shmem\_test, 138
- shmem\_test(*short* ...), 173
- shmem\_test(*unsigned short* ...), 173
- shmem\_test\_all, 140
- shmem\_test\_all\_vector, 144
- shmem\_test\_any, 141
- shmem\_test\_any\_vector, 145
- shmem\_test\_lock, 156
- shmem\_test\_some, 142
- shmem\_test\_some\_vector, 147
- SHMEM\_THREAD\_FUNNELED, 9, 27

- SHMEM\_THREAD\_MULTIPLE, 9, 28
- SHMEM\_THREAD\_SERIALIZED, 9, 28
- SHMEM\_THREAD\_SINGLE, 9, 27
- SHMEM\_UDCFLUSH, 172
- shmem\_udcflush, 172
- SHMEM\_UDCFLUSH\_LINE, 172
- shmem\_udcflush\_line, 172
- shmem\_ushort\_test, 173
- shmem\_ushort\_wait\_until, 173
- SHMEM\_VENDOR\_STRING, 13
- SHMEM\_VERSION, 15
- shmem\_wait, 128, 173
- shmem\_wait\_until, 128, 173
- shmem\_wait\_until(*short ...*), 173
- shmem\_wait\_until(*unsigned short ...*), 173
- shmem\_wait\_until\_all, 129
- shmem\_wait\_until\_all\_vector, 134
- shmem\_wait\_until\_any, 130
- shmem\_wait\_until\_any\_vector, 135
- shmem\_wait\_until\_some, 132
- shmem\_wait\_until\_some\_vector, 137
- shmem\_xor\_reduce, 120
- shmem\_TYPENAME\_add, 77, 173
- shmem\_TYPENAME\_alltoall, 108
- shmem\_TYPENAME\_alltoalls, 110
- shmem\_TYPENAME\_and\_reduce, 118
- shmem\_TYPENAME\_and\_to\_all, 119, 173, 176
- shmem\_TYPENAME\_atomic\_add, 77
- shmem\_TYPENAME\_atomic\_and, 79
- shmem\_TYPENAME\_atomic\_compare\_swap, 70
- shmem\_TYPENAME\_atomic\_compare\_swap\_nbi, 83
- shmem\_TYPENAME\_atomic\_fetch, 68
- shmem\_TYPENAME\_atomic\_fetch\_add, 75
- shmem\_TYPENAME\_atomic\_fetch\_add\_nbi, 86
- shmem\_TYPENAME\_atomic\_fetch\_and, 78
- shmem\_TYPENAME\_atomic\_fetch\_and\_nbi, 87
- shmem\_TYPENAME\_atomic\_fetch\_inc, 73
- shmem\_TYPENAME\_atomic\_fetch\_inc\_nbi, 85
- shmem\_TYPENAME\_atomic\_fetch\_nbi, 82
- shmem\_TYPENAME\_atomic\_fetch\_or, 79
- shmem\_TYPENAME\_atomic\_fetch\_or\_nbi, 87
- shmem\_TYPENAME\_atomic\_fetch\_xor, 81
- shmem\_TYPENAME\_atomic\_fetch\_xor\_nbi, 88
- shmem\_TYPENAME\_atomic\_inc, 74
- shmem\_TYPENAME\_atomic\_or, 80
- shmem\_TYPENAME\_atomic\_set, 69
- shmem\_TYPENAME\_atomic\_swap, 72
- shmem\_TYPENAME\_atomic\_swap\_nbi, 84
- shmem\_TYPENAME\_atomic\_xor, 82
- shmem\_TYPENAME\_broadcast, 113
- shmem\_TYPENAME\_collect, 116
- shmem\_TYPENAME\_cswap, 71, 173
- shmem\_TYPENAME\_fadd, 76, 173
- shmem\_TYPENAME\_fcollect, 116
- shmem\_TYPENAME\_fetch, 68, 173
- shmem\_TYPENAME\_finc, 73, 173
- shmem\_TYPENAME\_g, 62
- shmem\_TYPENAME\_get, 61
- shmem\_TYPENAME\_get\_nbi, 66
- shmem\_TYPENAME\_ibget, 64
- shmem\_TYPENAME\_ibput, 59
- shmem\_TYPENAME\_iget, 63
- shmem\_TYPENAME\_inc, 74, 173
- shmem\_TYPENAME\_iput, 58
- shmem\_TYPENAME\_max\_reduce, 121
- shmem\_TYPENAME\_max\_to\_all, 121, 173, 176
- shmem\_TYPENAME\_min\_reduce, 121
- shmem\_TYPENAME\_min\_to\_all, 121, 173, 176
- shmem\_TYPENAME\_or\_reduce, 119
- shmem\_TYPENAME\_or\_to\_all, 120, 173, 176
- shmem\_TYPENAME\_p, 57
- shmem\_TYPENAME\_prod\_reduce, 122
- shmem\_TYPENAME\_prod\_to\_all, 122, 173, 176
- shmem\_TYPENAME\_put, 56
- shmem\_TYPENAME\_put\_nbi, 65
- shmem\_TYPENAME\_put\_signal, 90
- shmem\_TYPENAME\_put\_signal\_nbi, 92
- shmem\_TYPENAME\_set, 70, 173
- shmem\_TYPENAME\_sum\_exscan, 125
- shmem\_TYPENAME\_sum\_inscan, 125
- shmem\_TYPENAME\_sum\_reduce, 121
- shmem\_TYPENAME\_sum\_to\_all, 122, 173, 176
- shmem\_TYPENAME\_swap, 72, 173
- shmem\_TYPENAME\_test, 138
- shmem\_TYPENAME\_test\_all, 140
- shmem\_TYPENAME\_test\_all\_vector, 145
- shmem\_TYPENAME\_test\_any, 141
- shmem\_TYPENAME\_test\_any\_vector, 146
- shmem\_TYPENAME\_test\_some, 142
- shmem\_TYPENAME\_test\_some\_vector, 147
- shmem\_TYPENAME\_wait, 128, 173
- shmem\_TYPENAME\_wait\_until, 128
- shmem\_TYPENAME\_wait\_until\_all, 129
- shmem\_TYPENAME\_wait\_until\_all\_vector, 134
- shmem\_TYPENAME\_wait\_until\_any, 130
- shmem\_TYPENAME\_wait\_until\_any\_vector, 135
- shmem\_TYPENAME\_wait\_until\_some, 132
- shmem\_TYPENAME\_wait\_until\_some\_vector, 137
- shmem\_TYPENAME\_xor\_reduce, 120
- shmem\_TYPENAME\_xor\_to\_all, 120, 173, 176
- shmalign, 172
- shrealloc, 172
- SMA\_DEBUG, 173
- SMA\_INFO, 173
- SMA\_SYMMETRIC\_SIZE, 173
- SMA\_VERSION, 172
- Standard AMO Types and Names, 68
- Standard RMA Types and Names, 55

START\_PES, [172](#)

start\_pes, [27](#), [172](#)

#### Tables

Bitwise AMO Types and Names, [69](#)

Constants, [9](#)

Deprecated API, [172](#)

Environment Variables, [15](#)

Extended AMO Types and Names, [68](#)

Handles, [14](#)

Library Constants, [9](#)

Library Handles, [14](#)

List of operations affected by OpenSHMEM Memory Ordering routines, [149](#)

Memory usage hints, [34](#)

Point-to-Point Comparison Constants, [127](#)

Point-to-Point Synchronization Types and Names, [127](#)

Reduction Types, Names and Supporting Operations for Active-Set-Based Reductions, [120](#)

Reduction Types, Names, and Supporting Operations for Team-Based Reductions, [119](#)

Session options, [98](#)

Standard AMO Types and Names, [68](#)

Standard RMA Types and Names, [55](#)