

INTELLIGENTMONEY



**BRITISH GT  
CHAMPIONSHIP**

# 2022 INTELLIGENT MONEY BRITISH GT CHAMPIONSHIP



Official Test  
Donington Park GP  
26<sup>th</sup> May 2022



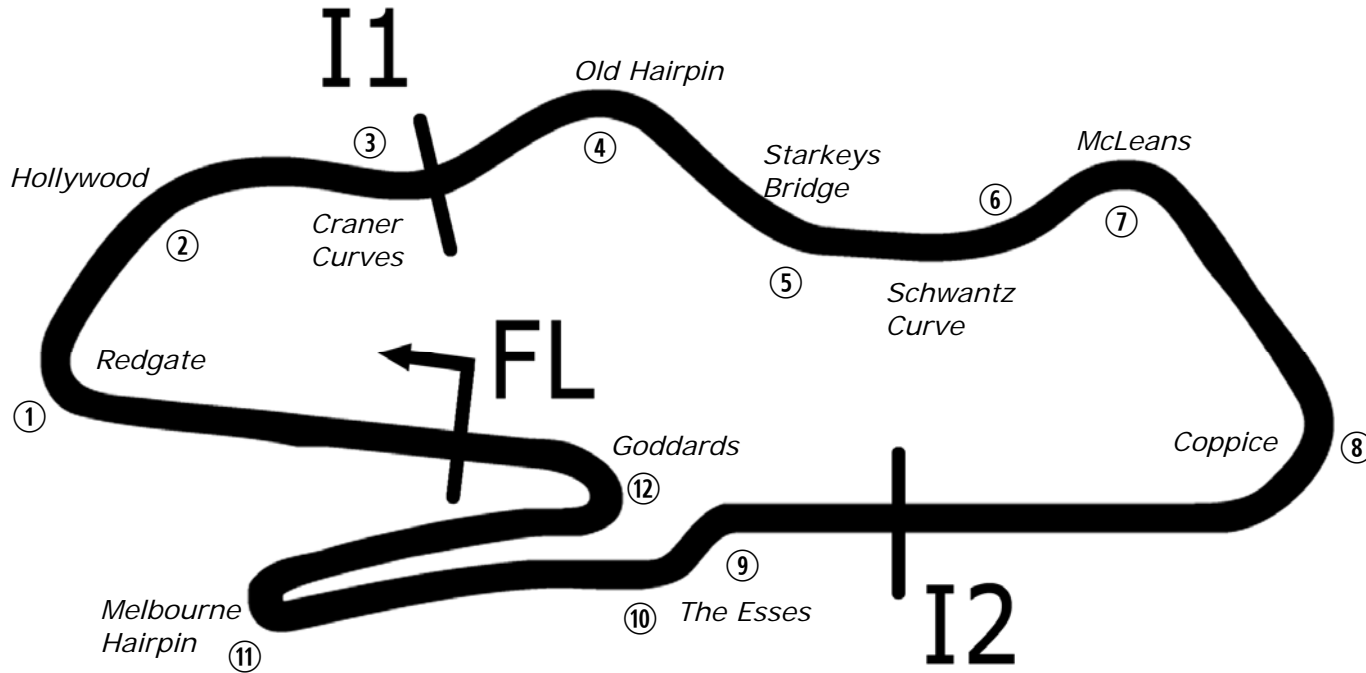
Timing & Results Provided by Timing Solutions Ltd  
[www.tsl-timing.com](http://www.tsl-timing.com)

# Donington Park GP

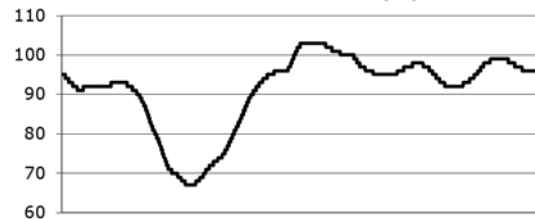


SPORTS TIMING

TIMING SOLUTIONS LTD



Circuit Altitude (m)



Length	2.4873 miles	4003.0 m		
FL		52.82971 N	1.37867 W	
I1	941m	52.83226 N	1.37893 W	
I2	2641m	52.82866 N	1.37129 W	
Pit Entry	3966m	52.82951 N	1.37832 W	
Pit Exit	229m after FL	52.83002 N	1.38218 W	
Pit Entry-Pit Exit 256m, 18.4s @50kph, 15.3s @60kph				

All results available at [www.tsl-timing.com](http://www.tsl-timing.com)

## 2022 Intelligent Money British GT Championship

### TEST SESSION 1 - CLASSIFICATION

POS	NO	CL	PIC	TEAM / DRIVERS	CAR	TIME	ON	LAPS	GAP	DIFF	MPH
1	77	GT3PA	1	Enduro Motorsport Morgan TILLBROOK (GBR) / Marcus CLUTTON (GBR)	McLaren 720S GT3	1:26.942	14	29			102.99
2	66	GT3PA	2	Team Parker Racing Nick JONES (GBR) / Scott MALVERN (GBR)	Porsche 911 GT3 R	1:27.184	19	28	0.242	0.242	102.70
3	18	GT3PA	3	WPI Motorsport Michael IGOE (GBR) / Phil KEEN (GBR)	Lamborghini Huracan GT3 Evo	1:27.443	7	25	0.501	0.259	102.40
4	72	GT3PA	4	Barwell Motorsport Adam BALON (GBR) / Sandy MITCHELL (GBR)	Lamborghini Huracan GT3 Evo	1:27.927	8	21	0.985	0.484	101.83
5	6	GT3PA	5	RAM Racing Ian LOGGIE (GBR) / Callum MACLEOD (GBR)	Mercedes-AMG GT3	1:27.944	7	30	1.002	0.017	101.81
6	4	GT3PA	6	2 Seas Motorsport James COTTINGHAM (GBR) / Lewis WILLIAMSON (GBR)	Mercedes-AMG GT3	1:28.057	9	28	1.115	0.113	101.68
7	76	GT3PA	7	7TSIX Mia FLEWITT (SWE) / Euan HANKEY (GBR)	McLaren 720S GT3	1:28.089	11	27	1.147	0.032	101.65
8	32	GT3SA	1	Redline Racing Alex MALYKHIN (GBR) / James DORLIN (GBR)	Lamborghini Huracan GT3 Evo	1:28.234	9	28	1.292	0.145	101.48
9	5	GT3SA	2	Greystone GT Stewart PROCTOR (GBR) / Lewis PROCTOR (GBR)	McLaren 720S GT3	1:28.410	6	22	1.468	0.176	101.28
10	2	GT3SA	3	Team Rocket RJN Simon WATTS (GBR) / James KELL (GBR)	McLaren 720S GT3	1:28.571	5	28	1.629	0.161	101.09
11	22	GT3PA	8	Balfe Motorsport Shaun BALFE (GBR) / Adam CARROLL (GBR)	Audi R8 LMS Evo II GT3	1:28.582	31	31	1.640	0.011	101.08
12	8	GT3SA	4	Team Abba Racing Richard NEARY (GBR) / Sam NEARY (GBR)	Mercedes-AMG GT3	1:28.651	9	13	1.709	0.069	101.00
13	40	GT3PA	9	Fox Motorsport Nick HALSTEAD (GBR) / Rob BELL (GBR)	McLaren 720S GT3	1:28.723	10	12	1.781	0.072	100.92
14	11	GT3PA	10	Paddock Motorsport Kelvin FLETCHER (GBR) / Martin PLOWMAN (GBR)	McLaren 720S GT3	1:29.313	6	23	2.371	0.590	100.25
15	15	GT3SA	5	RAM Racing John FERGUSON (GBR) / Ulyse DE PAUW (BEL)	Mercedes-AMG GT3	1:29.600	7	29	2.658	0.287	99.93
16	91	GT3SA	6	Century Motorsport Betty CHEN (TPE) / Angus FENDER (GBR)	BMW M4 GT3	1:29.728	11	25	2.786	0.128	99.79
17	27	GT4PA	1	Newbridge Motorsport Matt TOPHAM (GBR) / Darren TURNER (GBR)	Aston Martin Vantage AMR GT4	1:35.113	10	25	8.171	5.385	94.14
18	42	GT4S	1	Steller Motorsport Richard WILLIAMS (GBR) / Sennan FIELDING (GBR)	Audi R8 LMS GT4	1:35.704	12	25	8.762	0.591	93.56
19	90	GT4S	2	Century Motorsport Jack BROWN (GBR) / Will BURNS (GBR)	BMW M4 GT4	1:35.862	5	27	8.920	0.158	93.40
20	9	GT4S	3	Century Motorsport Chris SALKELD (GBR) / Tom RAWLINGS (GBR)	BMW M4 GT4	1:35.879	20	21	8.937	0.017	93.39
21	51	GT4S	4	Valluga Racing Ross WYLIE (GBR) / Matthew GRAHAM (GBR)	Porsche 718 Cayman GT4 RS CS	1:35.992	12	24	9.050	0.113	93.28
22	56	GT4S	5	Assetto Motorsport Joe WHEELER (GBR) / Freddie TOMLINSON (GBR)	Ginetta G56 GT4	1:36.304	2	3	9.362	0.312	92.98
23	26	GT4S	6	Paddock Motorsport Ashley MARSHALL (GBR) / Moh RITSON (GBR)	McLaren 570S GT4	1:36.585	17	24	9.643	0.281	92.71
24	65	GT4S	7	Team Parker Racing Seb HOPKINS (GBR) / Jamie ORTON (GBR)	Porsche 718 Cayman GT4 RS CS	1:36.771	20	25	9.829	0.186	92.53
25	48	GT4S	8	Toyota GAZOO Racing UK Tom EDGAR (GBR) / Jordan COLLARD (GBR)	Toyota GR Supra GT4	1:36.938	14	27	9.996	0.167	92.37
26	23	GT4S	9	R Racing Josh MILLER (GBR) / Jamie DAY (GBR)	Aston Martin Vantage AMR GT4	1:37.041	24	24	10.099	0.103	92.27
27	61	GT4S	10	Academy Motorsport Matt COWLEY (GBR) / Marco SIGNORETTI (CAN)	Ford Mustang GT4	1:37.054	8	19	10.112	0.013	92.26
28	68	GT4PA	2	Team BRIT Aaron MORGAN (GBR) / Bobby TRUNDLEY (GBR)	McLaren 570S GT4	1:39.173	26	26	12.231	2.119	90.29
29	7	GT4PA	3	Motus One Racing Ed MCDERMOTT (GBR) / Michael BROADHURST (GBR)	McLaren 570S GT4		0	1			

Weather / Track : /

Donington Park GP: 2.4873 miles  
Date: 26/05/2022 Start: 11:00 Finish: 11:55

Results can be found at [www.tsl-timing.com](http://www.tsl-timing.com)

Printed - 12:00 Thursday, 26 May 2022

## 2022 Intelligent Money British GT Championship

### TEST SESSION 1 - CLASSIFICATION BY CATEGORY

#### CATEGORY : GT3

POS	NO	CL	TEAM / DRIVERS	CAR	TIME	ON	LAPS	GAP	DIFF	MPH
1	77	GT3PA	Enduro Motorsport Morgan TILLBROOK (GBR) / Marcus CLUTTON (GBR)	McLaren 720S GT3	1:26.942	14	29			102.99
2	66	GT3PA	Team Parker Racing Nick JONES (GBR) / Scott MALVERN (GBR)	Porsche 911 GT3 R	1:27.184	19	28	0.242	0.242	102.70
3	18	GT3PA	WPI Motorsport Michael IGOE (GBR) / Phil KEEN (GBR)	Lamborghini Huracan GT3 Evo	1:27.443	7	25	0.501	0.259	102.40
4	72	GT3PA	Barwell Motorsport Adam BALON (GBR) / Sandy MITCHELL (GBR)	Lamborghini Huracan GT3 Evo	1:27.927	8	21	0.985	0.484	101.83
5	6	GT3PA	RAM Racing Ian LOGGIE (GBR) / Callum MACLEOD (GBR)	Mercedes-AMG GT3	1:27.944	7	30	1.002	0.017	101.81
6	4	GT3PA	2 Seas Motorsport James COTTINGHAM (GBR) / Lewis WILLIAMSON (GBR)	Mercedes-AMG GT3	1:28.057	9	28	1.115	0.113	101.68
7	76	GT3PA	TTSIX Mia FLEWITT (SWE) / Euan HANKEY (GBR)	McLaren 720S GT3	1:28.089	11	27	1.147	0.032	101.65
8	32	GT3SA	Redline Racing Alex MALYKHIN (GBR) / James DORLIN (GBR)	Lamborghini Huracan GT3 Evo	1:28.234	9	28	1.292	0.145	101.48
9	5	GT3SA	Greystone GT Stewart PROCTOR (GBR) / Lewis PROCTOR (GBR)	McLaren 720S GT3	1:28.410	6	22	1.468	0.176	101.28
10	2	GT3SA	Team Rocket RJN Simon WATTS (GBR) / James KELL (GBR)	McLaren 720S GT3	1:28.571	5	28	1.629	0.161	101.09
11	22	GT3PA	Balfe Motorsport Shaun BALFE (GBR) / Adam CARROLL (GBR)	Audi R8 LMS Evo II GT3	1:28.582	31	31	1.640	0.011	101.08
12	8	GT3SA	Team Abba Racing Richard NEARY (GBR) / Sam NEARY (GBR)	Mercedes-AMG GT3	1:28.651	9	13	1.709	0.069	101.00
13	40	GT3PA	Fox Motorsport Nick HALSTEAD (GBR) / Rob BELL (GBR)	McLaren 720S GT3	1:28.723	10	12	1.781	0.072	100.92
14	11	GT3PA	Paddock Motorsport Kelvin FLETCHER (GBR) / Martin PLOWMAN (GBR)	McLaren 720S GT3	1:29.313	6	23	2.371	0.590	100.25
15	15	GT3SA	RAM Racing John FERGUSON (GBR) / Ulysse DE PAUW (BEL)	Mercedes-AMG GT3	1:29.600	7	29	2.658	0.287	99.93
16	91	GT3SA	Century Motorsport Betty CHEN (TPE) / Angus FENDER (GBR)	BMW M4 GT3	1:29.728	11	25	2.786	0.128	99.79

#### CATEGORY : GT4

POS	NO	CL	TEAM / DRIVERS	CAR	TIME	ON	LAPS	GAP	DIFF	MPH
1	27	GT4PA	Newbridge Motorsport Matt TOPHAM (GBR) / Darren TURNER (GBR)	Aston Martin Vantage AMR GT4	1:35.113	10	25			94.14
2	42	GT4S	Stellar Motorsport Richard WILLIAMS (GBR) / Sennan FIELDING (GBR)	Audi R8 LMS GT4	1:35.704	12	25	0.591	0.591	93.56
3	90	GT4S	Century Motorsport Jack BROWN (GBR) / Will BURNS (GBR)	BMW M4 GT4	1:35.862	5	27	0.749	0.158	93.40
4	9	GT4S	Century Motorsport Chris SALKELD (GBR) / Tom RAWLINGS (GBR)	BMW M4 GT4	1:35.879	20	21	0.766	0.017	93.39
5	51	GT4S	Valluga Racing Ross WYLIE (GBR) / Matthew GRAHAM (GBR)	Porsche 718 Cayman GT4 RS CS	1:35.992	12	24	0.879	0.113	93.28
6	56	GT4S	Assetto Motorsport Joe WHEELER (GBR) / Freddie TOMLINSON (GBR)	Ginetta G56 GT4	1:36.304	2	3	1.191	0.312	92.98
7	26	GT4S	Paddock Motorsport Ashley MARSHALL (GBR) / Moh RITSON (GBR)	McLaren 570S GT4	1:36.585	17	24	1.472	0.281	92.71
8	65	GT4S	Team Parker Racing Seb HOPKINS (GBR) / Jamie ORTON (GBR)	Porsche 718 Cayman GT4 RS CS	1:36.771	20	25	1.658	0.186	92.53
9	48	GT4S	Toyota GAZOO Racing UK Tom EDGAR (GBR) / Jordan COLLARD (GBR)	Toyota GR Supra GT4	1:36.938	14	27	1.825	0.167	92.37
10	23	GT4S	R Racing Josh MILLER (GBR) / Jamie DAY (GBR)	Aston Martin Vantage AMR GT4	1:37.041	24	24	1.928	0.103	92.27
11	61	GT4S	Academy Motorsport Matt COWLEY (GBR) / Marco SIGNORETTI (CAN)	Ford Mustang GT4	1:37.054	8	19	1.941	0.013	92.26
12	68	GT4PA	Team BRIT Aaron MORGAN (GBR) / Bobby TRUNDLEY (GBR)	McLaren 570S GT4	1:39.173	26	26	4.060	2.119	90.29
13	7	GT4PA	Motus One Racing Ed MCDERMOTT (GBR) / Michael BROADHURST (GBR)	McLaren 570S GT4			1			

Weather / Track : /

Donington Park GP: 2.4873 miles  
Date: 26/05/2022 Start: 11:00 Finish: 11:55

Results can be found at [www.tsl-timing.com](http://www.tsl-timing.com)

Printed - 12:01 Thursday, 26 May 2022

## 2022 Intelligent Money British GT Championship

### TEST SESSION 1 - CLASSIFICATION BY CLASS

#### CLASS : GT3 - GT3SA

POS	NO	TEAM / DRIVERS	CAR	TIME	ON	LAPS	GAP	DIFF	MPH
1	32	Redline Racing Alex MALYKHIN (GBR) / James DORLIN (GBR)	Lamborghini Huracan GT3 Evo	1:28.234	9	28			101.48
2	5	Greystone GT Stewart PROCTOR (GBR) / Lewis PROCTOR (GBR)	McLaren 720S GT3	1:28.410	6	22	0.176	0.176	101.28
3	2	Team Rocket RJN Simon WATTS (GBR) / James KELL (GBR)	McLaren 720S GT3	1:28.571	5	28	0.337	0.161	101.09
4	8	Team Abba Racing Richard NEARY (GBR) / Sam NEARY (GBR)	Mercedes-AMG GT3	1:28.651	9	13	0.417	0.080	101.00
5	15	RAM Racing John FERGUSON (GBR) / Ulysse DE PAUW (BEL)	Mercedes-AMG GT3	1:29.600	7	29	1.366	0.949	99.93
6	91	Century Motorsport Betty CHEN (TPE) / Angus FENDER (GBR)	BMW M4 GT3	1:29.728	11	25	1.494	0.128	99.79

#### CLASS : GT3 - GT3PA

POS	NO	TEAM / DRIVERS	CAR	TIME	ON	LAPS	GAP	DIFF	MPH
1	77	Enduro Motorsport Morgan TILLBROOK (GBR) / Marcus CLUTTON (GBR)	McLaren 720S GT3	1:26.942	14	29			102.99
2	66	Team Parker Racing Nick JONES (GBR) / Scott MALVERN (GBR)	Porsche 911 GT3 R	1:27.184	19	28	0.242	0.242	102.70
3	18	WPI Motorsport Michael IGOE (GBR) / Phil KEEN (GBR)	Lamborghini Huracan GT3 Evo	1:27.443	7	25	0.501	0.259	102.40
4	72	Barwell Motorsport Adam BALON (GBR) / Sandy MITCHELL (GBR)	Lamborghini Huracan GT3 Evo	1:27.927	8	21	0.985	0.484	101.83
5	6	RAM Racing Ian LOGGIE (GBR) / Callum MACLEOD (GBR)	Mercedes-AMG GT3	1:27.944	7	30	1.002	0.017	101.81
6	4	2 Seas Motorsport James COTTINGHAM (GBR) / Lewis WILLIAMSON (GBR)	Mercedes-AMG GT3	1:28.057	9	28	1.115	0.113	101.68
7	76	7TSIX Mia FLEWITT (SWE) / Euan HANKEY (GBR)	McLaren 720S GT3	1:28.089	11	27	1.147	0.032	101.65
8	22	Balfe Motorsport Shaun BALFE (GBR) / Adam CARRROLL (GBR)	Audi R8 LMS Evo II GT3	1:28.582	31	31	1.640	0.493	101.08
9	40	Fox Motorsport Nick HALSTEAD (GBR) / Rob BELL (GBR)	McLaren 720S GT3	1:28.723	10	12	1.781	0.141	100.92
10	11	Paddock Motorsport Kelvin FLETCHER (GBR) / Martin PLOWMAN (GBR)	McLaren 720S GT3	1:29.313	6	23	2.371	0.590	100.25

#### CLASS : GT4 - GT4S

POS	NO	TEAM / DRIVERS	CAR	TIME	ON	LAPS	GAP	DIFF	MPH
1	42	Steller Motorsport Richard WILLIAMS (GBR) / Sennan FIELDING (GBR)	Audi R8 LMS GT4	1:35.704	12	25			93.56
2	90	Century Motorsport Jack BROWN (GBR) / Will BURNS (GBR)	BMW M4 GT4	1:35.862	5	27	0.158	0.158	93.40
3	9	Century Motorsport Chris SALKELD (GBR) / Tom RAWLINGS (GBR)	BMW M4 GT4	1:35.879	20	21	0.175	0.017	93.39
4	51	Valluga Racing Ross WYLIE (GBR) / Matthew GRAHAM (GBR)	Porsche 718 Cayman GT4 RS CS	1:35.992	12	24	0.288	0.113	93.28
5	56	Assetto Motorsport Joe WHEELER (GBR) / Freddie TOMLINSON (GBR)	Ginetta G56 GT4	1:36.304	2	3	0.600	0.312	92.98
6	26	Paddock Motorsport Ashley MARSHALL (GBR) / Moh RITSON (GBR)	McLaren 570S GT4	1:36.585	17	24	0.881	0.281	92.71
7	65	Team Parker Racing Seb HOPKINS (GBR) / Jamie ORTON (GBR)	Porsche 718 Cayman GT4 RS CS	1:36.771	20	25	1.067	0.186	92.53
8	48	Toyota GAZOO Racing UK Tom EDGAR (GBR) / Jordan COLLARD (GBR)	Toyota GR Supra GT4	1:36.938	14	27	1.234	0.167	92.37
9	23	R Racing Josh MILLER (GBR) / Jamie DAY (GBR)	Aston Martin Vantage AMR GT4	1:37.041	24	24	1.337	0.103	92.27
10	61	Academy Motorsport Matt COWLEY (GBR) / Marco SIGNORETTI (CAN)	Ford Mustang GT4	1:37.054	8	19	1.350	0.013	92.26

Weather / Track : /

Donington Park GP: 2.4873 miles  
Date: 26/05/2022 Start: 11:00 Finish: 11:55

Results can be found at [www.tsl-timing.com](http://www.tsl-timing.com)

Page 1 of 2

Printed - 12:01 Thursday, 26 May 2022

## 2022 Intelligent Money British GT Championship

### TEST SESSION 1 - CLASSIFICATION BY CLASS

**CLASS : GT4 - GT4PA**

POS	NO	TEAM / DRIVERS	CAR	TIME	ON	LAPS	GAP	DIFF	MPH
1	27	Newbridge Motorsport Matt TOPHAM (GBR) / Darren TURNER (GBR)	Aston Martin Vantage AMR GT4	<b>1:35.113</b>	10	25			94.14
2	68	Team BRIT Aaron MORGAN (GBR) / Bobby TRUNDLEY (GBR)	McLaren 570S GT4	<b>1:39.173</b>	26	26	<b>4.060</b>	4.060	90.29
3	7	Motus One Racing Ed MCDERMOTT (GBR) / Michael BROADHURST (GBR)	McLaren 570S GT4			1			

Weather / Track : /

Results can be found at [www.tsl-timing.com](http://www.tsl-timing.com)

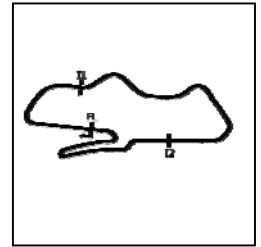
Page 2 of 2

Donington Park GP: 2.4873 miles  
Date: 26/05/2022 Start: 11:00 Finish: 11:55

Printed - 12:01 Thursday, 26 May 2022

# 2022 Intelligent Money British GT Championship

## TEST SESSION 1 - SECTOR ANALYSIS

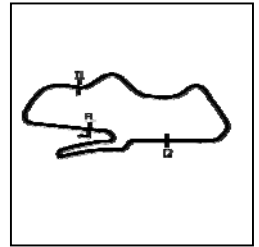


SECTOR 1 = FL to I1, SECTOR 2 = I1 to I2, SECTOR 3 = I2 to FL, DIFF = Difference To Personal Best Lap, P = Crossed Finish Line in Pit Lane, D = Time Disallowed

P1		77 GT3PA Enduro Motorsport					McLaren 720S GT3				
IDEAL LAP TIME : 1:26.866		BEST LAP TIME : 1:26.942					DIFFERENCE : 0.076				
D1: Morgan TILLBROOK		D2: Marcus CLUTTON									
LAP	SECTOR 1	SECTOR 2		SECTOR 3		LAP TIME	MPH	DIFF	TIME OF DAY		
1 - D1	OUTLAP	116.7	37.750	139.2	35.381	101.0				11:03:12.126	
2 - D1	19.626	144.6	34.707	140.9	34.380	100.4	1:28.713	100.93	1.771	11:04:40.839	
3 - D1	19.636	134.4	34.731	140.9	34.156	101.8	1:28.523	101.15	1.581	11:06:09.362	
4 - D1	19.362	145.8	34.269	140.9	33.930	101.2	1:27.561	102.26	0.619	11:07:36.923	
5 - D1	19.200	146.5	34.323	140.9	33.992	100.7	1:27.515	102.31	0.573	11:09:04.438	
6 - D1	19.302	146.2	34.527	141.8	IN PIT		1:29.908 P	99.59	2.966	11:10:34.346	
7 - D1	OUTLAP	125.9	35.711	140.6	34.663	101.3	5:09.987	28.88	3:43.045	11:15:44.333	
8 - D1	19.579	118.9	35.110	140.3	34.144	101.9	1:28.833	100.80	1.891	11:17:13.166	
9 - D1	19.215	145.8	34.132	141.2	33.977	101.6	1:27.324	102.54	0.382	11:18:40.490	
10 - D1	19.167	145.8	34.215	141.2	33.930	101.3	1:27.312 (3)	102.55	0.370	11:20:07.802	
11 - D1	19.194	<b>147.1</b>	34.112	141.5	IN PIT		1:28.904 P	100.72	1.962	11:21:36.706	
12 - D1	OUTLAP	142.4	34.842	141.8	41.436	102.7	3:20.279	44.70	1:53.337	11:24:56.985	
13 - D1	19.093	146.8	<b>33.945</b>	<b>142.1</b>	34.265	101.6	1:27.303 (2)	102.56	0.361	11:26:24.288	
<b>14 - D1</b>	19.116	145.8	33.990	<b>142.1</b>	<b>33.836</b>	101.5	<b>1:26.942 (1)</b>	<b>102.99</b>		<b>11:27:51.230</b>	
15 - D1	<b>19.085</b>	146.2	34.645	141.5	IN PIT		1:29.334 P	100.23	2.392	11:29:20.564	
16 - D1	OUTLAP	133.9	36.242	139.5	35.600	99.5	6:47.450	21.97	5:20.508	11:36:08.014	
17 - D1	19.852	139.2	37.286	139.8	35.582	100.1	1:32.720	96.57	5.778	11:37:40.734	
18 - D1	19.622	143.0	35.781	138.0	34.752	100.1	1:30.155	99.32	3.213	11:39:10.889	
19 - D1	19.456	144.9	36.385	141.5	36.412	97.9	1:32.253	97.06	5.311	11:40:43.142	
20 - D1	19.514	144.9	34.885	141.2	36.090	96.4	1:30.489	98.95	3.547	11:42:13.631	
21 - D1	20.315	133.4	37.147	139.5	34.955	101.5	1:32.417	96.89	5.475	11:43:46.048	
22 - D1	19.366	145.2	34.815	140.9	35.334	100.9	1:29.515	100.03	2.573	11:45:15.563	
23 - D1	19.308	144.9	36.004	140.9	35.805	101.6	1:31.117	98.27	4.175	11:46:46.680	
24 - D1	19.251	144.3	46.134	139.5	36.403	<b>102.9</b>	1:41.788	87.97	14.846	11:48:28.468	
25 - D1	19.328	144.6	34.575	140.9	34.295	100.4	1:28.198	101.52	1.256	11:49:56.666	
26 - D1	19.288	145.2	36.824	140.3	34.644	100.6	1:30.756	98.66	3.814	11:51:27.422	
27 - D1	19.644	143.7	35.093	141.2	34.356	101.3	1:29.093	100.50	2.151	11:52:56.515	
28 - D1	19.250	145.5	35.408	141.8	34.212	101.5	1:28.870	100.75	1.928	11:54:25.385	
29 - D1	19.294	146.5	34.896	141.8	35.278	101.5	1:29.468	100.08	2.526	11:55:54.853	

# 2022 Intelligent Money British GT Championship

## TEST SESSION 1 - SECTOR ANALYSIS



SECTOR 1 = FL to I1, SECTOR 2 = I1 to I2, SECTOR 3 = I2 to FL, DIFF = Difference To Personal Best Lap, P = Crossed Finish Line in Pit Lane, D = Time Disallowed

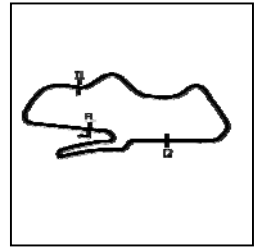
P2 66 GT3PA Team Parker Racing		Porsche 911 GT3 R								
IDEAL LAP TIME : 1:26.942		BEST LAP TIME : 1:27.184		DIFFERENCE : 0.242						
D1: Nick JONES		D2: Scott MALVERN								
LAP	SECTOR 1	SECTOR 2		SECTOR 3		LAP TIME	MPH	DIFF	TIME OF DAY	
1 - D2	OUTLAP	97.6	43.069	117.9	39.374	94.7			11:02:44.553	
2 - D2	20.591	135.8	36.887	124.0	36.118	99.7	1:33.596	95.67	6.412	11:04:18.149
3 - D2	19.731	140.3	35.457	<b>140.9</b>	34.927	101.6	1:30.115	99.36	2.931	11:05:48.264
4 - D2	19.254	143.3	35.239	140.3	34.495	101.8	1:28.988	100.62	1.804	11:07:17.252
5 - D2	21.138	120.2	42.642	107.0	41.678	86.9	1:45.458	84.91	18.274	11:09:02.710
6 - D2	21.591	144.0	34.912	140.3	IN PIT		1:32.979	<b>P</b> 96.30	5.795	11:10:35.689
7 - D2	OUTLAP	142.7	35.134	139.8	34.285	101.6	3:21.720	44.39	1:54.536	11:13:57.409
8 - D2	19.238	144.0	34.752	140.6	34.134	101.0	1:28.124	101.61	0.940	11:15:25.533
9 - D2	19.275	134.4	35.234	138.3	34.037	101.8	1:28.546	101.12	1.362	11:16:54.079
10 - D2	19.280	138.3	34.714	140.1	33.883	100.9	1:27.877	101.89	0.693	11:18:21.956
11 - D2	19.280	141.5	34.578	140.3	34.338	101.8	1:28.196	101.52	1.012	11:19:50.152
12 - D2	<b>19.068</b>	145.5	34.853	139.2	IN PIT		1:29.126	<b>P</b> 100.46	1.942	11:21:19.278
13 - D2	OUTLAP	137.2	34.948	139.5	34.015	101.8	6:49.637	21.85	5:22.453	11:28:08.915
14 - D2	19.131	142.7	34.620	140.3	33.636	101.5	1:27.387	<b>(2)</b> 102.46	0.203	11:29:36.302
15 - D2	19.290	144.0	34.512	140.6	34.832	101.8	1:28.634	101.02	1.450	11:31:04.936
16 - D2	19.172	<b>146.5</b>	34.569	140.3	IN PIT		1:28.640	<b>P</b> 101.02	1.456	11:32:33.576
17 - D2	OUTLAP	142.1	34.674	139.5	33.854	100.9	3:50.019	38.92	2:22.835	11:36:23.595
18 - D2	19.187	144.9	34.817	140.1	33.710	101.3	1:27.714	<b>(3)</b> 102.08	0.530	11:37:51.309
<b>19 - D2</b>	19.167	145.8	34.510	140.6	<b>33.507</b>	<b>101.9</b>	<b>1:27.184</b>	<b>(1)</b> <b>102.70</b>		<b>11:39:18.493</b>
20 - D2	19.224	140.6	<b>34.367</b>	140.6	IN PIT		1:31.362	<b>P</b> 98.01	4.178	11:40:49.855
21 - D1	OUTLAP	125.6	36.694	138.9	36.124	99.5	3:57.602	37.68	2:30.418	11:44:47.457
22 - D1	20.556	112.0	38.007	138.3	35.697	100.9	1:34.260	94.99	7.076	11:46:21.717
23 - D1	19.732	138.3	35.879	138.9	35.138	100.1	1:30.749	98.67	3.565	11:47:52.466
24 - D1	21.247	119.4	38.012	135.5	35.160	100.0	1:34.419	94.83	7.235	11:49:26.885
25 - D1	19.943	136.9	36.325	138.0	34.978	100.0	1:31.246	98.13	4.062	11:50:58.131
26 - D1	19.763	136.9	36.345	138.6	36.170	99.8	1:32.278	97.03	5.094	11:52:30.409
27 - D1	20.669	101.3	40.732	137.5	37.543	100.4	1:38.944	90.50	11.760	11:54:09.353
28 - D1	20.287	136.3	36.020	138.6	34.773	100.4	1:31.080	98.31	3.896	11:55:40.433

P3 18 GT3PA WPI Motorsport		Lamborghini Huracan GT3 Evo								
IDEAL LAP TIME : 1:27.377		BEST LAP TIME : 1:27.443		DIFFERENCE : 0.066						
D1: Michael IGOE		D2: Phil KEEN								
LAP	SECTOR 1	SECTOR 2		SECTOR 3		LAP TIME	MPH	DIFF	TIME OF DAY	
1 - D2	OUTLAP	131.5	35.524	138.0	35.293	99.1			11:02:16.506	
2 - D2	20.560	113.3	36.185	138.9	38.358	99.8	1:35.103	94.15	7.660	11:03:51.609
3 - D2	19.557	143.7	34.574	<b>140.3</b>	35.063	100.4	1:29.194	100.39	1.751	11:05:20.803
4 - D2	20.100	143.7	36.596	111.6	IN PIT		1:43.682	<b>P</b> 86.36	16.239	11:07:04.485
5 - D2	OUTLAP	139.5	34.934	138.6	34.567	99.8	6:12.324	24.05	4:44.881	11:13:16.809
6 - D2	19.329	144.3	<b>34.092</b>	139.8	34.040	100.3	1:27.461	<b>(2)</b> 102.38	0.018	11:14:44.270
<b>7 - D2</b>	19.301	143.3	34.126	139.5	34.016	100.4	<b>1:27.443</b>	<b>(1)</b> <b>102.40</b>		<b>11:16:11.713</b>
8 - D2	<b>19.288</b>	<b>144.9</b>	34.208	139.5	<b>33.997</b>	100.3	1:27.493	<b>(3)</b> 102.34	0.050	11:17:39.206
9 - D2	19.334	144.6	34.302	139.8	IN PIT		1:33.408	<b>P</b> 95.86	5.965	11:19:12.614
10 - D2	OUTLAP	141.2	35.845	136.1	35.828	99.8	5:32.398	26.93	4:04.955	11:24:45.012
11 - D2	19.370	143.7	35.297	137.7	34.245	99.8	1:28.912	100.71	1.469	11:26:13.924
12 - D2	19.413	144.0	34.353	139.2	34.128	99.7	1:27.894	101.87	0.451	11:27:41.818
13 - D2	19.394	144.3	34.733	138.9	IN PIT		1:32.309	<b>P</b> 97.00	4.866	11:29:14.127
14 - D2	OUTLAP	143.7	35.860	138.0	IN PIT		5:01.814	<b>P</b> 29.66	3:34.371	11:34:15.941
15 - D2	OUTLAP	144.0	34.795	138.6	34.644	<b>101.0</b>	2:59.263	49.95	1:31.820	11:37:15.204
16 - D2	19.312	143.3	35.244	138.6	34.444	99.7	1:29.000	100.61	1.557	11:38:44.204
17 - D2	19.406	142.4	34.832	139.8	34.178	100.1	1:28.416	101.27	0.973	11:40:12.620
18 - D2	19.529	123.1	35.050	139.5	34.418	100.7	1:28.997	100.61	1.554	11:41:41.617
19 - D2	19.390	144.6	34.444	139.5	IN PIT		1:29.277	<b>P</b> 100.29	1.834	11:43:10.894
20 - D1	OUTLAP	126.6	36.941	137.5	36.183	98.9	4:15.600	35.03	2:48.157	11:47:26.494
21 - D1	19.654	138.3	37.133	134.4	35.365	99.8	1:32.152	97.17	4.709	11:48:58.646
22 - D1	19.595	138.6	35.664	137.7	34.853	99.8	1:30.112	99.37	2.669	11:50:28.758
23 - D1	19.597	137.5	36.295	138.0	34.988	99.7	1:30.880	98.53	3.437	11:51:59.638
24 - D1	19.538	141.5	35.398	138.0	34.560	100.4	1:29.496	100.05	2.053	11:53:29.134
25 - D1	20.141	135.5	37.356	137.7	35.831	98.9	1:33.328	95.94	5.885	11:55:02.462



# 2022 Intelligent Money British GT Championship

## TEST SESSION 1 - SECTOR ANALYSIS



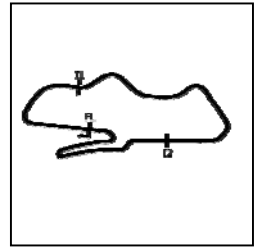
SECTOR 1 = FL to I1, SECTOR 2 = I1 to I2, SECTOR 3 = I2 to FL, DIFF = Difference To Personal Best Lap, P = Crossed Finish Line in Pit Lane, D = Time Disallowed

P4 72 GT3PA Barwell Motorsport		Lamborghini Huracan GT3 Evo						
IDEAL LAP TIME : 1:27.883		BEST LAP TIME : 1:27.927		DIFFERENCE : 0.044				
D1: Adam BALON		D2: Sandy MITCHELL						
LAP	SECTOR 1	SECTOR 2	SECTOR 3	LAP TIME	MPH	DIFF	TIME OF DAY	
1 - D2	OUTLAP	140.1	35.588	137.2	IN PIT			
2 - D2	OUTLAP	142.1	35.572	135.8				
3 - D2	19.481	144.3	34.710	139.5	34.368	100.6	1:13.104	
4 - D2	19.450	139.5	37.053	139.5	34.784	100.4	1:08:33.243	
5 - D2	19.409	144.6	34.676	139.5	34.355	99.8	1:10:01.683	
6 - D2	19.649	143.0	34.722	138.9	34.245	100.4	1:11:30.299	
7 - D2	19.334	144.6	34.640	138.0	34.352	99.7	1:12:58.625	
8 - D2	19.378	144.6	34.440	138.6	34.109	100.0	1:14:26.552	
9 - D2	19.358	144.3	41.420	112.9	IN PIT			
10 - D1	OUTLAP	121.7	40.217	133.9	38.292	97.8	19:20.822	
11 - D1	20.819	128.5	36.225	136.9	36.023	98.8	1:33.067	
12 - D1	20.073	131.8	36.052	137.2	35.449	99.2	1:31.574	
13 - D1	19.781	131.0	36.615	137.7	36.440	99.2	1:32.836	
14 - D1	19.924	128.8	36.176	137.5	IN PIT			
15 - D1	OUTLAP	120.4	37.745	135.0	35.699	98.5	4:22.952	
16 - D1	19.856	129.3	36.399	137.5	35.544	98.9	1:31.799	
17 - D1	19.965	128.8	36.957	137.5	37.760	99.2	1:34.682	
18 - D1	19.792	128.5	36.474	137.5	36.649	99.4	1:32.915	
19 - D1	19.783	128.0	36.093	137.7	35.264	98.8	1:31.140	
20 - D1	19.781	127.5	36.542	136.9	35.150	98.8	1:31.473	
21 - D1	19.896	127.8	35.787	137.7	34.939	99.7	1:30.622	

P5 6 GT3PA RAM Racing		Mercedes-AMG GT3						
IDEAL LAP TIME : 1:27.944		BEST LAP TIME : 1:27.944		DIFFERENCE : 0.000				
D1: Ian LOGGIE		D2: Callum MACLEOD						
LAP	SECTOR 1	SECTOR 2	SECTOR 3	LAP TIME	MPH	DIFF	TIME OF DAY	
1 - D2	OUTLAP	128.5	36.406	136.1	IN PIT			
2 - D2	OUTLAP	133.6	35.298	138.9	34.916	99.2	1:49.736	
3 - D2	19.446	143.7	35.024	138.6	34.956	99.7	1:29.426	
4 - D2	19.342	144.3	34.398	138.9	34.663	100.4	1:28.403 (2)	
5 - D2	19.242	144.0	35.929	139.2	35.710	100.7	1:30.881	
6 - D2	19.416	145.2	34.448	139.8	34.651	100.0	1:28.515 (3)	
7 - D2	19.231	144.6	34.309	139.8	34.404	101.0	1:27.944 (1)	
8 - D2	19.424	140.6	35.116	138.6	IN PIT			
9 - D1	OUTLAP	108.4	37.817	138.6	36.905	99.4	3:45.597	
10 - D1	19.924	144.3	35.478	139.5	36.243	99.4	1:31.645	
11 - D1	19.738	144.0	34.960	139.5	35.257	100.3	1:29.955	
12 - D1	19.368	144.6	35.008	138.6	35.344	101.8	1:29.720	
13 - D1	19.543	144.9	35.394	139.2	35.262	99.5	1:30.199	
14 - D1	19.592	144.6	34.758	139.5	35.013	98.9	1:29.363	
15 - D1	19.819	133.9	35.441	138.9	35.783	100.3	1:31.043	
16 - D1	19.622	143.3	35.308	138.3	34.833	100.6	1:29.763	
17 - D1	19.730	145.2	34.976	131.8	IN PIT			
18 - D1	OUTLAP	116.5	39.147	137.7	35.196	99.4	5:59.218	
19 - D1	19.661	143.3	34.947	138.9	35.242	99.4	1:29.850	
20 - D1	19.697	142.4	35.568	138.3	38.137	99.8	1:33.402	
21 - D1	19.481	143.7	35.265	138.0	34.709	99.8	1:29.455	
22 - D1	19.522	137.7	35.443	139.2	35.102	100.6	1:30.067	
23 - D1	19.612	144.6	34.715	138.3	34.453	100.0	1:28.780	
24 - D1	19.545	144.0	34.814	140.3	38.137	98.8	1:32.496	
25 - D1	19.490	145.5	35.258	139.8	IN PIT			
26 - D2	OUTLAP	135.2	35.042	138.6	34.682	100.0	2:38.009	
27 - D2	19.325	144.0	34.866	139.2	37.821	100.4	1:32.012	
28 - D2	19.350	144.3	35.752	139.5	34.776	101.3	1:29.878	
29 - D2	19.364	137.7	35.760	139.5	37.256	101.2	1:32.380	
30 - D2	19.293	144.3	35.153	139.8	IN PIT			

# 2022 Intelligent Money British GT Championship

## TEST SESSION 1 - SECTOR ANALYSIS

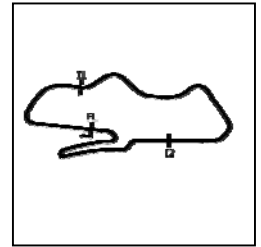


SECTOR 1 = FL to I1, SECTOR 2 = I1 to I2, SECTOR 3 = I2 to FL, DIFF = Difference To Personal Best Lap, P = Crossed Finish Line in Pit Lane, D = Time Disallowed

P6		4 GT3PA		2 Seas Motorsport		Mercedes-AMG GT3					
IDEAL LAP TIME : 1:28.057		BEST LAP TIME : 1:28.057		DIFFERENCE : 0.000							
D1: James COTTINGHAM		D2: Lewis WILLIAMSON									
LAP		SECTOR 1		SECTOR 2		SECTOR 3		LAP TIME	MPH	DIFF	TIME OF DAY
1 - D2	OUTLAP	138.6		35.721	139.5	40.611	101.0				11:05:52.836
2 - D2		19.685	147.8	35.118	140.3	35.183	100.4	1:29.986	99.50	1.929	11:07:22.822
3 - D2		19.640	144.9	34.947	139.2	35.194	<b>102.6</b>	1:29.781	99.73	1.724	11:08:52.603
4 - D2		19.676	147.1	34.943	140.3	35.314	101.6	1:29.933	99.56	1.876	11:10:22.536
5 - D2		19.423	147.1	34.588	<b>140.9</b>	34.906	100.4	1:28.917 (3)	100.70	0.860	11:11:51.453
6 - D2		19.393	<b>148.4</b>	34.676	140.3	IN PIT		1:45.876 P	84.57	17.819	11:13:37.329
7 - D2	OUTLAP	140.9		35.248	129.3	35.869	100.4	4:17.227	34.81	2:49.170	11:17:54.556
8 - D2		19.413	147.8	34.573	140.3	34.573	99.8	1:28.559 (2)	101.11	0.502	11:19:23.115
9 - D2	<b>19.251</b>	148.1		<b>34.340</b>	139.5	<b>34.466</b>	100.1	<b>1:28.057 (1)</b>	<b>101.68</b>		<b>11:20:51.172</b>
10 - D2		20.077	130.5	36.652	137.7	IN PIT		1:35.203 P	94.05	7.146	11:22:26.375
11 - D1	OUTLAP	125.2		36.729	139.2	36.861	100.1	4:27.357	33.49	2:59.300	11:26:53.732
12 - D1		20.192	127.5	36.110	140.1	35.899	98.5	1:32.201	97.11	4.144	11:28:25.933
13 - D1		19.937	135.2	35.736	139.2	36.184	99.7	1:31.857	97.48	3.800	11:29:57.790
14 - D1		19.953	126.3	36.202	139.5	35.620	100.1	1:31.775	97.56	3.718	11:31:29.565
15 - D1		19.711	140.6	35.392	140.1	35.170	98.5	1:30.273	99.19	2.216	11:32:59.838
16 - D1		19.782	143.3	35.240	140.1	35.048	99.7	1:30.070	99.41	2.013	11:34:29.908
17 - D1		19.444	144.0	35.203	139.5	34.759	98.9	1:29.406	100.15	1.349	11:35:59.314
18 - D1		19.397	143.7	35.225	140.3	34.826	99.5	1:29.448	100.10	1.391	11:37:28.762
19 - D1		19.638	141.2	37.330	136.9	38.470	98.1	1:35.438	93.82	7.381	11:39:04.200
20 - D1		20.325	137.2	35.790	140.3	35.594	100.0	1:31.709	97.63	3.652	11:40:35.909
21 - D1		19.425	145.8	35.244	139.8	35.246	99.1	1:29.915	99.58	1.858	11:42:05.824
22 - D1		19.990	135.8	35.607	140.3	35.956	99.5	1:31.553	97.80	3.496	11:43:37.377
23 - D1		19.433	142.7	35.295	138.6	34.649	101.3	1:29.377	100.18	1.320	11:45:06.754
24 - D1		19.510	142.4	34.978	140.6	IN PIT		1:31.621 P	97.73	3.564	11:46:38.375
25 - D1	OUTLAP	127.3		35.989	140.3	38.373	96.0	4:21.644	34.22	2:53.587	11:51:00.019
26 - D1		20.930	138.0	35.997	139.8	36.109	99.7	1:33.036	96.24	4.979	11:52:33.055
27 - D1		19.489	143.0	38.911	137.2	35.687	100.3	1:34.087	95.17	6.030	11:54:07.142
28 - D1		19.596	142.1	35.206	140.1	34.650	100.1	1:29.452	100.10	1.395	11:55:36.594

# 2022 Intelligent Money British GT Championship

## TEST SESSION 1 - SECTOR ANALYSIS

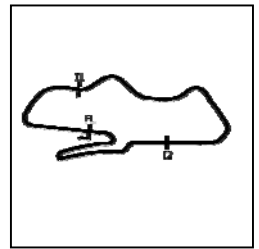


SECTOR 1 = FL to I1, SECTOR 2 = I1 to I2, SECTOR 3 = I2 to FL, DIFF = Difference To Personal Best Lap, P = Crossed Finish Line in Pit Lane, D = Time Disallowed

P7 76 GT3PA 7TSIX		McLaren 720S GT3						
IDEAL LAP TIME : 1:27.939		BEST LAP TIME : 1:28.089		DIFFERENCE : 0.150				
D1: Mia FLEWITT		D2: Euan HANKEY						
LAP	SECTOR 1	SECTOR 2	SECTOR 3	LAP TIME	MPH	DIFF	TIME OF DAY	
1 - D2	OUTLAP	90.5	41.062	109.4	40.497	99.4		
2 - D2	21.624	131.5	41.634	96.8	IN PIT		1:45.233 P 85.09 17.144 11:04:51.558 11:06:36.791	
3 - D2	OUTLAP	120.2	39.128	89.8	37.797	101.3	3:39.838 40.73 2:11.749 11:10:16.629	
4 - D2	20.118	122.4	40.278	94.2	37.639	100.3	1:38.035 91.33 9.946 11:11:54.664	
5 - D2	19.720	135.8	35.957	141.5	34.895	101.8	1:30.572 98.86 2.483 11:13:25.236	
6 - D2	23.321	100.9	44.082	104.6	38.362	102.1	1:45.765 84.66 17.676 11:15:11.001	
7 - D2	19.393	146.8	35.772	142.1	34.722	101.8	1:29.887 99.61 1.798 11:16:40.888	
8 - D2	19.397	146.8	36.221	141.8	34.905	101.6	1:30.523 98.91 2.434 11:18:11.411	
9 - D2	19.623	146.2	34.899	142.1	34.360	101.0	1:28.882 100.74 0.793 11:19:40.293	
10 - D2	19.337	147.4	<b>34.733</b>	141.8	34.341	102.1	1:28.411 (3) 101.28 0.322 11:21:08.704	
<b>11 - D2</b>	19.287	147.4	34.762	142.1	<b>34.040</b>	101.9	<b>1:28.089 (1)</b> <b>101.65</b> <b>11:22:36.793</b>	
12 - D2	19.305	146.5	34.888	142.4	IN PIT		1:31.137 P 98.25 3.048 11:24:07.930	
13 - D2	OUTLAP	133.9	36.308	141.2	35.497	101.6	5:25.728 27.49 3:57.639 11:29:33.658	
14 - D2	19.304	145.8	35.037	<b>142.7</b>	35.726	<b>102.7</b>	1:30.067 99.41 1.978 11:31:03.725	
15 - D2	19.235	147.1	34.857	141.8	34.060	101.8	1:28.152 (2) 101.57 0.063 11:32:31.877	
16 - D2	<b>19.166</b>	146.8	35.206	142.4	34.156	102.2	1:28.528 101.14 0.439 11:34:00.405	
17 - D2	19.183	<b>147.8</b>	35.147	136.3	40.729	102.4	1:35.059 94.19 6.970 11:35:35.464	
18 - D2	19.196	147.1	37.496	<b>142.7</b>	34.667	101.0	1:31.359 98.01 3.270 11:37:06.823	
19 - D2	19.307	146.8	35.523	113.9	IN PIT		1:33.315 P 95.95 5.226 11:38:40.138	
20 - D1	OUTLAP	104.0	38.655	137.7	38.250	101.2	5:45.657 25.90 4:17.568 11:44:25.795	
21 - D1	19.814	134.4	36.495	140.9	39.109	100.0	1:35.418 93.84 7.329 11:46:01.213	
22 - D1	19.907	132.6	37.631	141.5	37.657	100.3	1:35.195 94.06 7.106 11:47:36.408	
23 - D1	20.614	122.9	37.011	141.5	37.072	99.8	1:34.697 94.55 6.608 11:49:11.105	
24 - D1	20.009	117.7	39.038	139.8	37.566	99.4	1:36.613 92.68 8.524 11:50:47.718	
25 - D1	21.355	111.2	39.922	138.0	37.690	100.3	1:38.967 90.47 10.878 11:52:26.685	
26 - D1	19.695	133.9	36.295	140.3	36.792	100.6	1:32.782 96.51 4.693 11:53:59.467	
27 - D1	19.889	132.1	36.180	141.5	37.492	99.2	1:33.561 95.70 5.472 11:55:33.028	

# 2022 Intelligent Money British GT Championship

## TEST SESSION 1 - SECTOR ANALYSIS



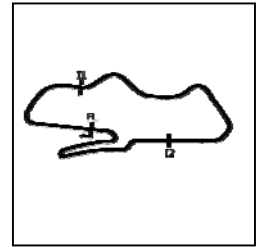
SECTOR 1 = FL to I1, SECTOR 2 = I1 to I2, SECTOR 3 = I2 to FL, DIFF = Difference To Personal Best Lap, P = Crossed Finish Line in Pit Lane, D = Time Disallowed

P8 32 GT3SA Redline Racing		Lamborghini Huracan GT3 Evo						
IDEAL LAP TIME : 1:28.183		BEST LAP TIME : 1:28.234		DIFFERENCE : 0.051				
D1: Alex MALYKHIN		D2: James DORLIN						
LAP	SECTOR 1	SECTOR 2	SECTOR 3	LAP TIME	MPH	DIFF	TIME OF DAY	
1 - D2	OUTLAP	131.8	36.427	137.7	36.019	99.2		11:03:48.884
2 - D2	19.755	143.0	35.312	139.5	IN PIT			11:05:23.811
3 - D2	OUTLAP	122.0	36.198	138.9	IN PIT			11:09:24.858
4 - D2	OUTLAP	145.2	35.272	138.3	35.793	100.9		11:13:31.651
5 - D2	19.573	<b>145.8</b>	35.137	139.2	34.588	99.2		11:15:00.949
6 - D2	19.513	144.9	35.322	138.9	35.268	100.0		11:16:31.052
7 - D2	19.531	145.2	34.731	139.2	34.438	100.0		11:17:59.752
8 - D2	19.433	145.5	34.760	139.5	34.504	99.7		11:19:28.449
9 - D2	19.428	<b>145.8</b>	<b>34.566</b>	139.5	<b>34.240</b>	100.0		<b>11:20:56.683</b>
10 - D2	19.391	<b>145.8</b>	34.579	139.2	IN PIT			11:22:27.700
11 - D1	OUTLAP	123.8	37.121	138.0	35.963	98.2		11:26:59.738
12 - D1	19.985	136.1	36.228	138.0	35.384	98.3		11:28:31.335
13 - D1	19.880	140.6	35.908	138.0	35.216	99.7		11:30:02.339
14 - D1	19.789	140.6	36.180	137.5	35.200	99.2		11:31:33.508
15 - D1	19.700	141.5	35.302	138.6	35.007	99.4		11:33:03.517
16 - D1	19.644	140.3	36.246	137.2	35.445	100.9		11:34:34.852
17 - D1	19.763	136.9	35.817	138.9	35.156	99.4		11:36:05.588
18 - D1	19.916	137.5	36.022	138.9	35.535	99.8		11:37:37.061
19 - D1	19.707	140.3	36.790	138.6	IN PIT			11:39:11.941
20 - D1	OUTLAP	112.9	38.909	119.8	36.988	100.7		11:43:55.164
21 - D1	19.576	142.4	35.234	138.9	36.963	100.9		11:45:26.937
22 - D1	<b>19.377</b>	141.8	34.970	139.8	34.713	101.0		11:46:55.997
23 - D1	19.497	144.3	35.642	138.3	34.325	99.5		11:48:25.461
24 - D1	19.510	144.9	35.072	138.9	34.735	100.1		11:49:54.778
25 - D1	19.663	144.0	34.837	139.5	34.460	100.6		11:51:23.738
26 - D1	19.685	143.0	35.118	138.9	34.480	<b>101.2</b>		11:52:53.021
27 - D1	20.003	121.7	35.930	<b>140.1</b>	35.261	<b>101.2</b>		11:54:24.215
28 - D1	19.443	144.6	34.957	<b>140.1</b>	35.504	<b>101.2</b>		11:55:54.119

P9 5 GT3SA Greystone GT		McLaren 720S GT3						
IDEAL LAP TIME : 1:28.176		BEST LAP TIME : 1:28.410		DIFFERENCE : 0.234				
D1: Stewart PROCTOR		D2: Lewis PROCTOR						
LAP	SECTOR 1	SECTOR 2	SECTOR 3	LAP TIME	MPH	DIFF	TIME OF DAY	
1 - D2	OUTLAP	137.7	35.886	137.7	35.118	101.0		11:03:01.197
2 - D2	19.501	144.9	34.950	138.6	34.889	100.7		11:04:30.537
3 - D2	19.587	144.6	<b>34.605</b>	140.6	34.546	101.5		11:05:59.275
4 - D2	19.407	144.6	36.267	138.9	34.925	101.9		11:07:29.874
5 - D2	19.369	131.0	36.863	138.3	34.693	100.1		11:09:00.799
6 - D2	<b>19.306</b>	<b>146.2</b>	34.839	139.8	<b>34.265</b>	101.8		<b>11:10:29.209</b>
7 - D2	19.742	133.6	35.412	140.6	IN PIT			11:12:02.909
8 - D2	OUTLAP	117.1	37.456	141.2	36.731	101.2		11:15:03.937
9 - D2	19.546	141.2	35.193	<b>141.5</b>	35.196	100.4		11:16:33.872
10 - D2	19.587	144.6	34.792	140.1	35.439	101.0		11:18:03.690
11 - D2	19.361	144.3	35.124	140.1	IN PIT			11:19:33.222
12 - D2	OUTLAP	144.9	35.300	139.2	35.521	<b>102.7</b>		11:22:57.948
13 - D2	19.325	143.7	35.349	140.3	35.014	99.8		11:24:27.636
14 - D2	19.421	145.8	34.980	139.8	IN PIT			11:25:57.775
15 - D2	OUTLAP	141.5	35.225	141.2	34.681	100.6		11:31:58.742
16 - D2	19.750	107.8	35.683	139.2	34.801	100.7		11:33:28.976
17 - D2	19.615	125.4	35.983	139.5	IN PIT			11:35:00.238
18 - D1	OUTLAP	120.9	38.925	118.7	38.407	98.1		11:49:30.742
19 - D1	20.371	128.0	37.027	136.9	36.510	98.9		11:51:04.650
20 - D1	20.128	128.0	37.201	137.7	36.191	97.8		11:52:38.170
21 - D1	19.926	134.2	36.600	138.3	36.161	97.8		11:54:10.857
22 - D1	19.994	132.1	36.889	137.7	35.914	98.8		11:55:43.654

# 2022 Intelligent Money British GT Championship

## TEST SESSION 1 - SECTOR ANALYSIS

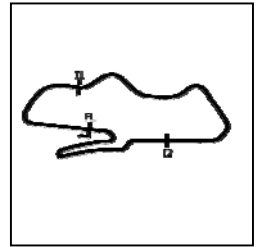


SECTOR 1 = FL to I1, SECTOR 2 = I1 to I2, SECTOR 3 = I2 to FL, DIFF = Difference To Personal Best Lap, P = Crossed Finish Line in Pit Lane, D = Time Disallowed

P10		2 GT3SA		Team Rocket RJN		McLaren 720S GT3					
IDEAL LAP TIME : 1:28.492		BEST LAP TIME : 1:28.571		DIFFERENCE : 0.079							
D1: Simon WATTS		D2: James KELL									
LAP		SECTOR 1		SECTOR 2		SECTOR 3		LAP TIME	MPH	DIFF	TIME OF DAY
1 - D2	OUTLAP	110.5	37.794	137.7	36.986	99.4					11:02:05.881
2 - D2	20.402	114.1	35.893	139.8	35.847	98.5	1:32.142	97.18	3.571		11:03:38.023
3 - D2	19.661	137.7	35.127	140.6	35.064	99.4	1:29.852	99.65	1.281		11:05:07.875
4 - D2	19.701	135.0	35.050	140.6	<b>34.410</b>	100.3	1:29.161 (3)	100.43	0.590		11:06:37.036
<b>5 - D2</b>	<b>19.319</b>	142.1	<b>34.763</b>	140.9	34.489	100.4	<b>1:28.571 (1)</b>	<b>101.09</b>			<b>11:08:05.607</b>
6 - D2	19.548	127.3	35.726	140.6	IN PIT		1:32.011 P	97.31	3.440		11:09:37.618
7 - D2	OUTLAP	129.3	35.638	139.2	35.249	99.8	3:24.892	43.70	1:56.321		11:13:02.510
8 - D2	19.582	139.8	35.140	140.3	34.774	99.7	1:29.496	100.05	0.925		11:14:32.006
9 - D2	19.434	<b>144.0</b>	35.048	140.9	34.678	<b>100.7</b>	1:29.160 (2)	100.43	0.589		11:16:01.166
10 - D2	19.377	139.2	35.438	<b>141.2</b>	34.965	98.3	1:29.780	99.73	1.209		11:17:30.946
11 - D2	19.541	139.8	35.608	<b>141.2</b>	IN PIT		1:34.826 P	94.43	6.255		11:19:05.772
12 - D1	OUTLAP	124.5	39.417	127.0	38.148	99.2	4:00.004	37.30	2:31.433		11:23:05.776
13 - D1	20.543	138.6	37.544	138.3	37.458	97.9	1:35.545	93.71	6.974		11:24:41.321
14 - D1	20.402	142.1	38.622	139.8	37.257	97.1	1:36.281	93.00	7.710		11:26:17.602
15 - D1	20.491	128.0	38.202	138.3	37.595	98.3	1:36.288	92.99	7.717		11:27:53.890
16 - D1	20.631	129.0	37.323	139.2	38.125	98.3	1:36.079	93.19	7.508		11:29:29.969
17 - D1	20.344	137.5	37.355	139.5	38.661	97.8	1:36.360	92.92	7.789		11:31:06.329
18 - D1	20.307	141.5	38.285	138.3	36.832	99.5	1:35.424	93.83	6.853		11:32:41.753
19 - D1	20.159	140.3	38.290	139.5	36.939	99.2	1:35.388	93.87	6.817		11:34:17.141
20 - D1	20.069	139.2	37.056	140.3	36.457	98.6	1:33.582	95.68	5.011		11:35:50.723
21 - D1	20.057	138.0	36.656	<b>141.2</b>	38.027	99.2	1:34.740	94.51	6.169		11:37:25.463
22 - D1	20.793	123.5	38.856	139.2	39.003	97.1	1:38.652	90.76	10.081		11:39:04.115
23 - D1	21.421	130.0	36.875	140.6	36.526	99.2	1:34.822	94.43	6.251		11:40:38.937
24 - D1	20.032	138.0	37.256	139.8	37.179	96.9	1:34.467	94.78	5.896		11:42:13.404
25 - D1	20.330	138.0	37.296	138.9	38.551	99.4	1:36.177	93.10	7.606		11:43:49.581
26 - D1	20.178	133.6	36.399	140.1	36.376	100.3	1:32.953	96.33	4.382		11:45:22.534
27 - D1	20.426	135.2	36.817	140.3	38.772	99.4	1:36.015	93.26	7.444		11:46:58.549
28 - D1	20.208	135.5	38.223	137.2	IN PIT		1:41.281 P	88.41	12.710		11:48:39.830

# 2022 Intelligent Money British GT Championship

## TEST SESSION 1 - SECTOR ANALYSIS



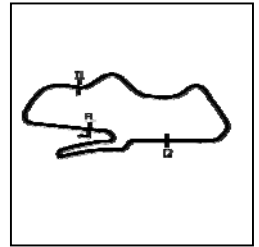
SECTOR 1 = FL to I1, SECTOR 2 = I1 to I2, SECTOR 3 = I2 to FL, DIFF = Difference To Personal Best Lap, P = Crossed Finish Line in Pit Lane, D = Time Disallowed

P11 22 GT3PA Balfie Motorsport		Audi R8 LMS Evo II GT3						
IDEAL LAP TIME : 1:28.304		BEST LAP TIME : 1:28.582		DIFFERENCE : 0.278				
D1: Shaun BALFE		D2: Adam CARROLL						
LAP	SECTOR 1	SECTOR 2	SECTOR 3	LAP TIME	MPH	DIFF	TIME OF DAY	
1 - D2	OUTLAP	118.3	37.257	136.6	35.529	98.6		
2 - D2	19.856	130.8	35.084	138.6	34.682	99.1	1:29.622	
3 - D2	19.600	141.2	35.403	138.0	34.479	99.7	1:29.482	
4 - D2	19.466	142.7	36.156	138.6	34.755	99.7	1:30.377	
5 - D2	19.506	139.2	35.063	139.8	35.850	99.8	1:30.419	
6 - D2	19.488	140.9	34.870	139.8	34.461	99.5	1:28.819	
7 - D2	19.461	143.0	34.780	139.5	<b>34.396</b>	<b>100.6</b>	1:28.637 (2)	
8 - D2	19.421	142.4	35.988	138.6	IN PIT		1:33.465 P	
9 - D1	OUTLAP	116.3	38.949	122.9	36.540	99.4	3:38.929	
10 - D1	19.908	131.5	35.660	137.5	35.030	99.2	1:30.598	
11 - D1	19.719	132.1	35.633	139.2	35.495	98.6	1:30.847	
12 - D1	19.817	133.1	37.400	137.7	35.618	98.2	1:32.835	
13 - D1	20.042	131.3	36.386	135.5	34.994	98.9	1:31.422	
14 - D1	19.713	135.5	35.870	137.7	34.818	98.8	1:30.401	
15 - D1	19.718	134.4	35.596	138.6	34.757	98.9	1:30.071	
16 - D1	19.587	135.5	35.451	137.5	35.097	99.5	1:30.135	
17 - D1	19.714	125.2	35.635	137.7	34.754	99.1	1:30.103	
18 - D1	19.639	137.7	35.113	138.6	35.497	98.8	1:30.249	
19 - D1	19.707	137.5	35.461	138.9	34.668	99.5	1:29.836	
20 - D1	20.582	114.1	41.291	117.3	IN PIT		1:44.324 P	
21 - D1	OUTLAP	100.9	38.360	136.9	35.385	98.5	4:24.193	
22 - D1	19.745	131.8	35.410	138.3	34.650	99.2	1:29.805	
23 - D1	19.648	135.5	35.364	138.3	34.498	99.5	1:29.510	
24 - D1	19.461	139.5	35.170	139.2	35.374	93.2	1:30.005	
25 - D1	20.834	124.2	36.941	137.5	IN PIT		1:38.869 P	
26 - D1	OUTLAP	131.0	36.146	139.8	35.260	99.7	3:39.985	
27 - D1	19.532	142.4	35.233	138.9	35.023	99.2	1:29.788	
28 - D1	19.485	<b>144.6</b>	34.879	<b>140.6</b>	34.564	100.0	1:28.928	
29 - D1	19.749	138.9	36.085	<b>140.6</b>	34.854	98.8	1:30.688	
30 - D1	19.388	<b>144.6</b>	34.661	139.8	34.766	100.4	1:28.815 (3)	
<b>31 - D1</b>	<b>19.342</b>	144.0	<b>34.566</b>	140.1	34.674	100.1	<b>1:28.582 (1)</b> <b>101.08</b>	

P12 8 GT3SA Team Abba Racing		Mercedes-AMG GT3						
IDEAL LAP TIME : 1:28.537		BEST LAP TIME : 1:28.651		DIFFERENCE : 0.114				
D1: Richard NEARY		D2: Sam NEARY						
LAP	SECTOR 1	SECTOR 2	SECTOR 3	LAP TIME	MPH	DIFF	TIME OF DAY	
1 - D2	OUTLAP	126.8	36.655	140.1	36.849	101.0		
2 - D2	20.168	143.3	35.706	140.6	35.373	101.6	1:31.247	
3 - D2	19.696	145.5	35.540	138.9	34.765	101.9	1:30.001	
4 - D2	19.440	<b>149.1</b>	35.094	138.3	35.030	100.9	1:29.564	
5 - D2	19.488	138.3	35.809	138.9	35.079	<b>102.9</b>	1:30.376	
6 - D2	19.422	147.1	35.171	141.2	34.527	101.3	1:29.120	
7 - D2	19.462	147.4	34.922	140.6	34.483	101.9	1:28.867 (2)	
8 - D2	19.408	146.2	35.066	139.8	36.516	<b>102.9</b>	1:30.990	
<b>9 - D2</b>	<b>19.362</b>	146.5	34.922	140.1	<b>34.367</b>	101.6	<b>1:28.651 (1)</b> <b>101.00</b>	
10 - D2	19.368	146.2	<b>34.808</b>	140.3	IN PIT		1:29.785 P	
11 - D2	OUTLAP	146.2	35.281	<b>141.5</b>	36.242	102.4	2:56.427	
12 - D2	19.400	148.1	35.025	140.1	34.479	101.2	1:28.904 (3)	
13 - D2	19.507	145.5	35.033	140.6	IN PIT		1:30.218 P	

# 2022 Intelligent Money British GT Championship

## TEST SESSION 1 - SECTOR ANALYSIS



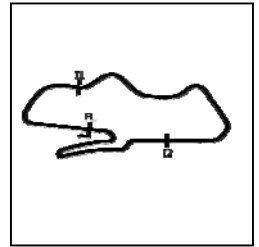
SECTOR 1 = FL to I1, SECTOR 2 = I1 to I2, SECTOR 3 = I2 to FL, DIFF = Difference To Personal Best Lap, P = Crossed Finish Line in Pit Lane, D = Time Disallowed

P13 40 GT3PA Fox Motorsport		McLaren 720S GT3						
IDEAL LAP TIME : 1:28.457		BEST LAP TIME : 1:28.723		DIFFERENCE : 0.266				
D1: Nick HALSTEAD		D2: Rob BELL						
LAP	SECTOR 1	SECTOR 2	SECTOR 3	LAP TIME	MPH	DIFF	TIME OF DAY	
1 - D1	OUTLAP	125.2	36.969	139.8	36.224	99.2		11:04:37.704
2 - D1	20.248	143.7	35.155	<b>142.1</b>	35.241	100.9		11:06:08.348
3 - D1	19.609	145.2	35.849	140.6	36.579	101.2		11:07:40.385
4 - D1	19.668	125.9	36.390	140.3	41.140	<b>101.3</b>		11:09:17.583
5 - D1	19.487	<b>147.8</b>	35.040	140.3	34.817	101.2		11:10:46.927
6 - D1	19.507	143.3	<b>34.836</b>	140.1	35.092	100.7		11:12:16.362
7 - D1	19.483	146.2	35.203	139.5	IN PIT			11:13:48.814
8 - D2	OUTLAP	142.1	35.277	139.2	36.621	101.2		11:20:58.482
9 - D2	19.588	142.4	35.090	141.2	<b>34.290</b>	100.3		11:22:27.450
10 - D2	19.383	145.2	35.000	141.8	34.340	100.9		<b>11:23:56.173</b>
11 - D2	<b>19.331</b>	147.1	35.038	139.8	34.398	100.3		11:25:24.940
12 - D2	19.536	135.8	35.248	141.2	IN PIT			11:26:59.044

P14 11 GT3PA Paddock Motorsport		McLaren 720S GT3						
IDEAL LAP TIME : 1:29.151		BEST LAP TIME : 1:29.313		DIFFERENCE : 0.162				
D1: Kelvin FLETCHER		D2: Martin PLOWMAN						
LAP	SECTOR 1	SECTOR 2	SECTOR 3	LAP TIME	MPH	DIFF	TIME OF DAY	
1 - D2	OUTLAP	114.1	38.052	137.2	IN PIT			11:05:11.919
2 - D2	OUTLAP	110.0	37.152	137.2	38.852	101.2		11:09:38.020
3 - D2	19.687	136.3	35.681	139.2	35.136	100.0		11:11:08.524
4 - D2	19.724	131.0	36.477	139.8	34.851	100.9		11:12:39.576
5 - D2	19.555	136.6	35.345	139.8	34.700	101.3		11:14:09.176
6 - D2	<b>19.381</b>	<b>140.1</b>	35.245	139.8	34.687	100.0		<b>11:15:38.489</b>
7 - D2	19.615	138.3	35.337	<b>140.1</b>	34.530	101.2		11:17:07.971
8 - D2	19.425	137.2	35.338	139.5	IN PIT			11:18:41.307
9 - D2	OUTLAP	130.0	37.070	138.3	36.198	100.0		11:29:12.899
10 - D2	19.664	135.8	35.319	137.7	35.013	100.7		11:30:42.895
11 - D2	19.563	137.7	<b>35.243</b>	139.5	34.674	99.8		11:32:12.375
12 - D2	20.031	126.3	36.464	139.2	IN PIT			11:33:48.651
13 - D2	OUTLAP	123.5	36.149	139.2	34.957	100.6		11:36:56.760
14 - D2	19.510	134.7	38.311	137.5	35.864	100.7		11:38:30.445
15 - D2	19.514	135.0	35.488	<b>140.1</b>	34.690	100.3		11:40:00.137
16 - D2	19.553	138.9	35.272	138.9	IN PIT			11:41:32.089
17 - D2	OUTLAP	120.4	36.428	139.2	35.338	101.6		11:44:52.503
18 - D2	19.586	<b>140.1</b>	35.805	139.5	35.390	100.6		11:46:23.284
19 - D2	19.569	138.6	35.632	139.5	34.654	<b>102.1</b>		11:47:53.139
20 - D2	21.029	111.8	38.049	136.3	IN PIT			11:49:31.149
21 - D2	OUTLAP	134.4	35.633	139.8	40.811	100.9		11:52:45.502
22 - D2	19.500	137.2	35.386	139.8	<b>34.527</b>	101.3		11:54:14.915
23 - D2	19.405	138.0	39.535	122.6	39.774	101.8		11:55:53.629

# 2022 Intelligent Money British GT Championship

## TEST SESSION 1 - SECTOR ANALYSIS



SECTOR 1 = FL to I1, SECTOR 2 = I1 to I2, SECTOR 3 = I2 to FL, DIFF = Difference To Personal Best Lap, P = Crossed Finish Line in Pit Lane, D = Time Disallowed

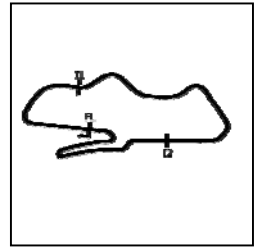
P15 15 GT3SA RAM Racing				Mercedes-AMG GT3			
IDEAL LAP TIME : 1:29.272		BEST LAP TIME : 1:29.600		DIFFERENCE : 0.328			
D1: John FERGUSON		D2: Ulysse DE PAUW					
LAP	SECTOR 1	SECTOR 2	SECTOR 3	LAP TIME	MPH	DIFF	TIME OF DAY
1 - D2	OUTLAP	102.6	41.706	112.9	38.515	97.1	
2 - D2	21.448	119.4	36.971	136.3	36.887	99.1	1:35.306
3 - D2	20.264	133.4	36.187	137.2	36.134	99.5	1:32.585
4 - D2	19.855	140.1	36.181	137.5	35.420	99.8	1:31.456
5 - D2	19.762	<b>143.7</b>	35.356	137.7	35.259	100.4	1:30.377
6 - D2	19.664	143.0	35.362	137.5	35.237	99.5	1:30.263
7 - D2	19.659	142.4	<b>35.069</b>	138.0	34.872	99.7	<b>1:29.600 (1)</b>
8 - D2	19.667	141.8	35.322	137.7	IN PIT		1:34.355 P
9 - D2	OUTLAP	130.0	36.706	115.7	36.905	99.8	4:21.324
10 - D2	19.796	140.9	35.385	138.0	35.660	99.8	1:30.841
11 - D2	19.653	140.3	35.323	138.0	35.082	99.7	1:30.058
12 - D2	19.549	143.0	35.340	137.5	<b>34.726</b>	99.8	1:29.615 (2)
13 - D2	19.685	126.1	35.510	138.3	34.739	99.7	1:29.934 (3)
14 - D2	19.517	142.4	35.240	136.6	35.428	99.8	1:30.185
15 - D2	<b>19.477</b>	141.8	35.880	138.0	IN PIT		1:34.501 P
16 - D1	OUTLAP	114.9	37.376	136.9	37.369	96.6	6:38.525
17 - D1	20.832	132.6	36.608	137.2	35.965	100.3	1:33.405
18 - D1	19.988	136.9	36.307	136.6	36.049	98.9	1:32.344
19 - D1	19.937	134.4	35.942	137.7	36.967	<b>101.2</b>	1:32.846
20 - D1	19.897	138.0	36.222	138.0	35.824	98.8	1:31.943
21 - D1	19.918	134.4	36.702	<b>139.5</b>	37.137	100.9	1:33.757
22 - D1	19.820	138.0	35.649	139.2	36.405	100.1	1:31.874
23 - D1	19.774	137.7	36.304	138.0	36.864	99.2	1:32.942
24 - D1	19.738	137.7	35.389	138.6	IN PIT		1:34.707 P
25 - D1	OUTLAP	129.5	36.118	137.7	35.267	99.1	4:44.916
26 - D1	19.747	134.7	35.747	137.2	35.456	98.8	1:30.950
27 - D1	19.858	134.7	35.634	138.3	35.237	100.1	1:30.729
28 - D1	19.727	133.4	36.241	137.5	35.098	100.0	1:31.066
29 - D1	19.589	133.9	35.203	138.3	35.241	99.2	1:30.033

P16 91 GT3SA Century Motorsport				BMW M4 GT3			
IDEAL LAP TIME : 1:29.588		BEST LAP TIME : 1:29.728		DIFFERENCE : 0.140			
D1: Betty CHEN		D2: Angus FENDER					
LAP	SECTOR 1	SECTOR 2	SECTOR 3	LAP TIME	MPH	DIFF	TIME OF DAY
1 - D2	OUTLAP	109.2	41.711	133.6	IN PIT		P
2 - D2	OUTLAP	124.2	39.321	113.3	37.862	97.9	3:42.399
3 - D2	20.512	127.8	37.151	137.7	37.026	98.8	1:34.689
4 - D2	20.076	136.9	36.307	138.6	37.331	98.3	1:33.714
5 - D2	20.903	130.8	37.592	114.7	38.899	<b>101.3</b>	1:37.394
6 - D2	20.161	127.3	36.488	138.6	36.758	99.8	1:33.407
7 - D2	19.751	143.0	35.447	138.9	35.909	99.8	1:31.107
8 - D2	19.556	139.8	35.812	139.2	IN PIT		1:32.743 P
9 - D2	OUTLAP	140.1	35.878	138.0	35.315	100.3	6:31.232
10 - D2	19.735	143.0	35.344	138.9	34.988	99.4	1:30.067 (3)
11 - D2	19.555	143.7	35.242	138.6	34.931	97.9	<b>1:29.728 (1)</b>
12 - D2	19.530	<b>144.3</b>	35.324	<b>139.5</b>	<b>34.919</b>	98.6	1:29.773 (2)
13 - D2	<b>19.497</b>	143.3	<b>35.172</b>	138.6	IN PIT		1:31.353 P
14 - D2	OUTLAP	87.0	45.772	129.3	41.511	94.7	4:55.774
15 - D2	22.168	95.3	44.847	135.8	45.118	97.1	1:52.133
16 - D2	21.447	94.6	41.182	135.5	39.248	98.3	1:41.877
17 - D2	21.830	100.1	42.146	133.6	42.886	96.6	1:46.862
18 - D2	22.153	110.5	42.298	136.6	40.578	85.3	1:45.029
19 - D2	22.216	81.6	45.671	104.3	41.795	75.8	1:49.682
20 - D2	22.581	103.8	43.502	134.2	IN PIT		1:52.588 P
21 - D1	OUTLAP	82.3	43.771	109.1	41.372	93.5	4:31.014
22 - D1	21.923	99.2	40.097	135.5	40.433	90.4	1:42.453
23 - D1	21.402	111.6	40.102	134.7	40.812	90.0	1:42.316
24 - D1	21.200	104.2	40.428	135.5	40.890	93.7	1:42.518
25 - D1	21.104	111.2	40.421	123.3	42.920	89.4	1:44.445



# 2022 Intelligent Money British GT Championship

## TEST SESSION 1 - SECTOR ANALYSIS



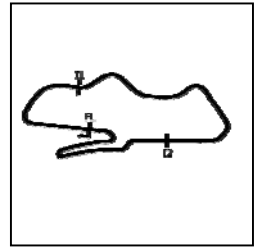
SECTOR 1 = FL to I1, SECTOR 2 = I1 to I2, SECTOR 3 = I2 to FL, DIFF = Difference To Personal Best Lap, P = Crossed Finish Line in Pit Lane, D = Time Disallowed

P17 27 GT4PA Newbridge Motorsport				Aston Martin Vantage AMR GT4						
IDEAL LAP TIME : 1:35.113		BEST LAP TIME : 1:35.113		DIFFERENCE : 0.000						
D1: Matt TOPHAM		D2: Darren TURNER								
LAP	SECTOR 1	SECTOR 2		SECTOR 3		LAP TIME	MPH	DIFF	TIME OF DAY	
1 - D1	OUTLAP	100.1	40.837	126.1	40.941	90.9			11:04:28.621	
2 - D1	23.093	118.7	39.144	128.8	37.806	91.8	1:40.043	89.50	4.930	11:06:08.664
3 - D1	21.221	<b>134.7</b>	37.856	128.8	36.830	91.6	1:35.907	93.36	0.794	11:07:44.571
4 - D1	21.066	114.9	38.939	128.0	37.006	91.9	1:37.011	92.30	1.898	11:09:21.582
5 - D1	20.929	132.3	37.848	128.8	36.603	91.9	1:35.380 (2)	93.88	0.267	11:10:56.962
6 - D1	20.984	132.3	37.922	128.8	36.595	91.3	1:35.501 (3)	93.76	0.388	11:12:32.463
7 - D1	21.192	130.0	38.472	128.8	IN PIT		1:44.733 P	85.49	9.620	11:14:17.196
8 - D1	OUTLAP	131.0	38.344	128.3	36.915	<b>93.0</b>	9:19.729	15.99	7:44.616	11:23:36.925
9 - D1	21.019	133.9	38.114	129.3	36.431	91.9	1:35.564	93.70	0.451	11:25:12.489
<b>10 - D1</b>	<b>20.877</b>	132.3	<b>37.842</b>	128.8	<b>36.394</b>	91.9	<b>1:35.113 (1)</b>	<b>94.14</b>		<b>11:26:47.602</b>
11 - D1	20.917	133.4	38.399	129.3	IN PIT		1:42.367 P	87.47	7.254	11:28:29.969
12 - D2	OUTLAP	120.6	39.818	128.0	38.262	90.3	5:38.261	26.47	4:03.148	11:34:08.230
13 - D2	21.541	126.6	38.748	128.5	37.843	90.5	1:38.132	91.24	3.019	11:35:46.362
14 - D2	22.171	122.4	38.541	<b>129.5</b>	37.499	90.8	1:38.211	91.17	3.098	11:37:24.573
15 - D2	21.271	129.3	40.893	123.5	39.040	91.4	1:41.204	88.47	6.091	11:39:05.777
16 - D2	21.482	128.0	38.383	129.3	39.423	92.3	1:39.288	90.18	4.175	11:40:45.065
17 - D2	21.243	126.8	38.123	129.3	37.414	91.1	1:36.780	92.52	1.667	11:42:21.845
18 - D2	21.207	126.6	38.428	129.0	37.172	91.5	1:36.807	92.49	1.694	11:43:58.652
19 - D2	21.467	126.6	38.110	128.5	37.477	91.0	1:37.054	92.26	1.941	11:45:35.706
20 - D2	21.297	129.5	38.270	129.3	37.447	91.1	1:37.014	92.30	1.901	11:47:12.720
21 - D2	21.222	127.5	38.086	<b>129.5</b>	37.312	90.8	1:36.620	92.67	1.507	11:48:49.340
22 - D2	21.332	125.6	38.068	128.8	37.057	91.6	1:36.457	92.83	1.344	11:50:25.797
23 - D2	21.331	129.8	38.344	<b>129.5</b>	37.553	91.1	1:37.228	92.09	2.115	11:52:03.025
24 - D2	21.113	130.3	38.233	129.0	37.299	90.8	1:36.645	92.65	1.532	11:53:39.670
25 - D2	21.217	127.3	38.373	129.3	37.212	90.1	1:36.802	92.50	1.689	11:55:16.472

P18 42 GT4S Steller Motorsport				Audi R8 LMS GT4						
IDEAL LAP TIME : 1:35.634		BEST LAP TIME : 1:35.704		DIFFERENCE : 0.070						
D1: Richard WILLIAMS		D2: Sennan FIELDING								
LAP	SECTOR 1	SECTOR 2		SECTOR 3		LAP TIME	MPH	DIFF	TIME OF DAY	
1 - D2	OUTLAP	85.7	46.836	115.1	43.962	90.0			11:02:08.124	
2 - D2	24.233	100.0	42.639	122.6	42.773	91.3	1:49.645	81.66	13.941	11:03:57.769
3 - D2	22.102	123.5	39.714	129.3	38.871	91.6	1:40.687	88.93	4.983	11:05:38.456
4 - D2	22.950	115.9	39.568	101.2	40.238	92.3	1:42.756	87.14	7.052	11:07:21.212
5 - D2	22.992	91.9	45.942	82.6	IN PIT		1:55.544 P	77.49	19.840	11:09:16.756
6 - D2	OUTLAP	127.0	38.242	129.3	37.415	92.4	4:55.078	30.34	3:19.374	11:14:11.834
7 - D2	21.398	123.8	38.145	<b>129.8</b>	37.321	<b>92.8</b>	1:36.864	92.44	1.160	11:15:48.698
8 - D2	20.952	133.4	37.912	<b>129.8</b>	37.904	92.6	1:36.768	92.53	1.064	11:17:25.466
9 - D2	20.964	133.9	37.849	129.3	IN PIT		1:39.040 P	90.41	3.336	11:19:04.506
10 - D2	OUTLAP	128.0	38.263	128.5	37.419	91.9	5:43.924	26.03	4:08.220	11:24:48.430
11 - D2	21.023	129.0	37.876	129.5	37.082	92.0	1:35.981 (3)	93.29	0.277	11:26:24.411
<b>12 - D2</b>	20.969	132.8	37.843	129.0	<b>36.892</b>	91.6	<b>1:35.704 (1)</b>	<b>93.56</b>		<b>11:28:00.115</b>
13 - D2	<b>20.916</b>	133.1	38.137	129.5	IN PIT		1:38.091 P	91.28	2.387	11:29:38.206
14 - D2	OUTLAP	125.4	38.192	128.8	37.143	91.4	4:32.622	32.84	2:56.918	11:34:10.828
15 - D2	21.001	<b>135.2</b>	37.976	<b>129.8</b>	36.922	92.1	1:35.899 (2)	93.37	0.195	11:35:46.727
16 - D2	21.287	130.8	37.893	129.5	36.934	91.3	1:36.114	93.16	0.410	11:37:22.841
17 - D2	20.987	134.2	38.948	128.3	37.009	92.6	1:36.944	92.36	1.240	11:38:59.785
18 - D2	20.927	135.0	<b>37.826</b>	129.5	IN PIT		1:37.131 P	92.18	1.427	11:40:36.916
19 - D1	OUTLAP	109.2	40.288	125.6	39.965	91.1	3:53.879	38.28	2:18.175	11:44:30.795
20 - D1	21.294	122.6	38.807	128.8	37.859	92.5	1:37.960	91.40	2.256	11:46:08.755
21 - D1	21.088	124.9	38.581	129.3	37.315	92.3	1:36.984	92.32	1.280	11:47:45.739
22 - D1	21.140	126.8	38.646	129.0	37.236	<b>92.8</b>	1:37.022	92.29	1.318	11:49:22.761
23 - D1	21.186	122.9	40.021	111.1	IN PIT		1:41.324 P	88.37	5.620	11:51:04.085
24 - D1	OUTLAP	117.5	39.927	129.3	37.202	92.6	3:25.803	43.50	1:50.099	11:54:29.888
25 - D1	21.078	125.6	38.703	129.0	37.187	92.4	1:36.968	92.34	1.264	11:56:06.856

# 2022 Intelligent Money British GT Championship

## TEST SESSION 1 - SECTOR ANALYSIS



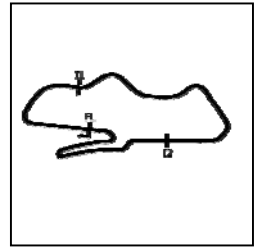
SECTOR 1 = FL to I1, SECTOR 2 = I1 to I2, SECTOR 3 = I2 to FL, DIFF = Difference To Personal Best Lap, P = Crossed Finish Line in Pit Lane, D = Time Disallowed

P19 90 GT4S Century Motorsport				BMW M4 GT4							
IDEAL LAP TIME : 1:35.750		BEST LAP TIME : 1:35.862		DIFFERENCE : 0.112							
D1: Jack BROWN		D2: Will BURNS									
LAP	SECTOR 1	SECTOR 2	SECTOR 3	LAP TIME	MPH	DIFF	TIME OF DAY				
1 - D2	OUTLAP	104.8	41.823	128.8	38.701	90.0		11:02:04.939			
2 - D2	21.629	113.1	39.019	129.0	37.354	91.6	1:38.002	11:03:42.941			
3 - D2	21.116	130.0	38.263	129.8	38.033	91.8	1:37.412	11:05:20.353			
4 - D2	21.337	125.6	38.222	129.8	37.464	91.9	1:37.023	11:06:57.376			
5 - D2	20.896	132.8	38.057	130.0	<b>36.909</b>	91.8	<b>1:35.862 (1)</b>	<b>93.40</b>	<b>11:08:33.238</b>		
6 - D2	<b>20.857</b>	132.3	38.030	129.8	37.139	91.3	1:36.026 (3)	93.25	0.164	11:10:09.264	
7 - D2	20.950	134.4	<b>37.984</b>	129.8	36.954	92.3	1:35.888 (2)	93.38	0.026	11:11:45.152	
8 - D2	20.950	<b>134.7</b>	38.383	129.5	37.229	<b>93.0</b>	1:36.562	92.73	0.700	11:13:21.714	
9 - D2	20.896	130.3	38.182	<b>131.0</b>	IN PIT		1:39.532	P	89.96	3.670	11:15:01.246
10 - D2	OUTLAP	129.0	39.472	122.2	38.566	91.1	3:50.720	38.81	2:14.858	11:18:51.966	
11 - D2	21.143	127.8	38.233	129.8	37.059	91.5	1:36.435	92.85	0.573	11:20:28.401	
12 - D2	20.951	<b>134.7</b>	38.428	129.3	36.940	91.6	1:36.319	92.96	0.457	11:22:04.720	
13 - D2	20.990	131.5	38.356	129.8	36.946	91.5	1:36.292	92.99	0.430	11:23:41.012	
14 - D2	20.904	132.3	38.453	130.3	36.931	91.4	1:36.288	92.99	0.426	11:25:17.300	
15 - D2	20.895	132.6	38.506	129.8	IN PIT		1:39.540	P	89.95	3.678	11:26:56.840
16 - D1	OUTLAP	110.1	40.822	115.9	40.134	92.1	7:40.383	19.45	6:04.521	11:34:37.223	
17 - D1	21.296	127.5	38.638	130.5	37.550	89.1	1:37.484	91.85	1.622	11:36:14.707	
18 - D1	21.249	130.3	38.756	129.8	37.540	92.9	1:37.545	91.79	1.683	11:37:52.252	
19 - D1	21.030	<b>134.7</b>	38.682	130.3	37.037	91.6	1:36.749	92.55	0.887	11:39:29.001	
20 - D1	21.163	133.1	38.681	129.8	37.318	90.5	1:37.162	92.16	1.300	11:41:06.163	
21 - D1	20.965	129.5	38.599	130.3	37.169	91.4	1:36.733	92.56	0.871	11:42:42.896	
22 - D1	21.471	114.5	40.063	130.5	37.185	89.9	1:38.719	90.70	2.857	11:44:21.615	
23 - D1	21.069	129.3	39.008	130.5	37.355	90.5	1:37.432	91.90	1.570	11:45:59.047	
24 - D1	21.146	130.3	38.626	128.8	IN PIT		1:41.130	P	88.54	5.268	11:47:40.177
25 - D1	OUTLAP	95.8	39.747	130.0	37.620	91.5	4:09.917	35.82	2:34.055	11:51:50.094	
26 - D1	21.037	127.8	38.891	130.5	37.585	91.6	1:37.513	91.82	1.651	11:53:27.607	
27 - D1	21.016	131.0	38.778	130.8	37.299	92.0	1:37.093	92.22	1.231	11:55:04.700	

P20 9 GT4S Century Motorsport				BMW M4 GT4							
IDEAL LAP TIME : 1:35.879		BEST LAP TIME : 1:35.879		DIFFERENCE : 0.000							
D1: Chris SALKELD		D2: Tom RAWLINGS									
LAP	SECTOR 1	SECTOR 2	SECTOR 3	LAP TIME	MPH	DIFF	TIME OF DAY				
1 - D1	OUTLAP	108.0	41.293	127.5	38.868	89.7		11:02:01.482			
2 - D1	21.859	120.9	38.912	127.5	39.316	91.6	1:40.087	89.46	4.208	11:03:41.569	
3 - D1	21.590	127.3	38.489	128.3	38.267	89.9	1:38.346	91.05	2.467	11:05:19.915	
4 - D1	21.582	127.5	39.329	129.3	38.338	91.4	1:39.249	90.22	3.370	11:06:59.164	
5 - D1	21.498	115.5	40.821	127.8	IN PIT		1:43.956	P	86.13	8.077	11:08:43.120
6 - D2	OUTLAP	109.8	39.619	128.0	39.451	90.8	4:32.901	32.81	2:57.022	11:13:16.021	
7 - D2	21.493	122.6	40.276	113.1	38.974	90.4	1:40.743	88.88	4.864	11:14:56.764	
8 - D2	21.386	125.6	39.026	129.5	38.238	91.4	1:38.650	90.76	2.771	11:16:35.414	
9 - D2	21.178	127.5	38.883	129.0	38.192	90.1	1:38.253	91.13	2.374	11:18:13.667	
10 - D2	21.292	128.5	38.844	129.3	37.591	90.8	1:37.727	91.62	1.848	11:19:51.394	
11 - D2	21.252	125.2	38.959	128.5	38.250	90.9	1:38.461	90.94	2.582	11:21:29.855	
12 - D2	21.505	124.9	38.951	129.3	38.119	91.0	1:38.575	90.83	2.696	11:23:08.430	
13 - D2	21.445	122.4	39.079	126.8	IN PIT		1:41.167	P	88.51	5.288	11:24:49.597
14 - D1	OUTLAP	115.9	39.456	128.0	37.921	90.6	3:54.311	38.21	2:18.432	11:28:43.908	
15 - D1	21.363	128.8	38.595	128.8	37.341	90.5	1:37.299	92.03	1.420	11:30:21.207	
16 - D1	21.155	129.8	38.351	129.0	36.897	91.8	1:36.403 (2)	92.88	0.524	11:31:57.610	
17 - D1	21.533	101.9	42.228	128.5	IN PIT		1:45.156	P	85.15	9.277	11:33:42.766
18 - D1	OUTLAP	118.9	40.222	129.5	37.454	91.1	3:28.475	42.95	1:52.596	11:37:11.241	
19 - D1	21.023	127.0	38.962	128.8	37.099	<b>92.0</b>	1:37.084 (3)	92.23	1.205	11:38:48.325	
20 - D1	<b>20.959</b>	<b>132.8</b>	<b>38.281</b>	<b>129.8</b>	<b>36.639</b>	91.0	<b>1:35.879 (1)</b>	<b>93.39</b>		<b>11:40:24.204</b>	
21 - D1	23.416	99.8	42.922	97.2	IN PIT		1:49.711	P	81.61	13.832	11:42:13.915

# 2022 Intelligent Money British GT Championship

## TEST SESSION 1 - SECTOR ANALYSIS



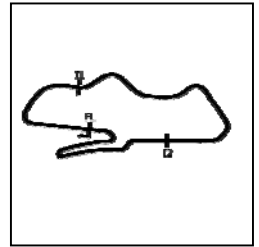
SECTOR 1 = FL to I1, SECTOR 2 = I1 to I2, SECTOR 3 = I2 to FL, DIFF = Difference To Personal Best Lap, P = Crossed Finish Line in Pit Lane, D = Time Disallowed

P21 51 GT4S Valluga Racing		Porsche 718 Cayman GT4 RS CS							
IDEAL LAP TIME : 1:35.914		BEST LAP TIME : 1:35.992		DIFFERENCE : 0.078					
D1: Ross WYLIE		D2: Matthew GRAHAM							
LAP	SECTOR 1	SECTOR 2	SECTOR 3	LAP TIME	MPH	DIFF	TIME OF DAY		
1 - D2	OUTLAP	100.0	40.178	128.3	38.621	92.3		11:07:49.733	
2 - D2	21.674	120.6	39.424	129.3	37.655	92.9	1:38.753	11:09:28.486	
3 - D2	21.226	126.1	39.805	129.3	37.405	92.6	1:38.436	11:11:06.922	
4 - D2	21.127	128.0	39.945	129.0	37.264	93.2	1:38.336	11:12:45.258	
5 - D2	21.081	128.0	38.649	129.0	37.170	93.3	1:36.900	11:14:22.158	
6 - D2	20.975	130.5	38.567	130.0	37.097	93.0	1:36.639	11:15:58.797	
7 - D2	21.057	128.0	38.695	129.8	IN PIT		1:41.545 P	11:17:40.342	
8 - D2	OUTLAP	125.6	40.404	129.3	37.111	93.0	3:54.069	11:21:34.411	
9 - D2	<b>20.917</b>	131.0	38.399	129.3	36.764	92.9	1:36.080 (2)	11:23:10.491	
10 - D2	20.956	130.0	38.617	129.8	40.325	<b>93.8</b>	1:39.898	11:24:50.389	
11 - D2	20.988	129.8	<b>38.327</b>	<b>131.0</b>	37.277	93.3	1:36.592 (3)	11:26:26.981	
<b>12 - D2</b>	20.936	130.5	38.386	129.8	<b>36.670</b>	92.5	<b>1:35.992 (1)</b>	<b>93.28</b>	<b>11:28:02.973</b>
13 - D2	21.575	121.1	40.242	129.5	IN PIT		1:44.098 P	11:29:47.071	
14 - D2	OUTLAP	116.1	40.204	129.0	38.118	92.6	3:53.377	11:33:40.448	
15 - D2	21.243	126.6	38.659	129.5	37.148	92.6	1:37.050	11:35:17.498	
16 - D2	21.138	128.8	38.643	129.5	37.345	90.8	1:37.126	11:36:54.624	
17 - D2	21.289	129.3	39.321	129.5	37.295	93.0	1:37.905	11:38:32.529	
18 - D2	21.025	130.8	38.917	129.5	38.531	93.0	1:38.473	11:40:11.002	
19 - D2	21.295	114.7	38.832	129.8	36.753	93.5	1:36.880	11:41:47.882	
20 - D2	21.009	129.5	38.726	129.8	36.931	93.2	1:36.666	11:43:24.548	
21 - D2	21.188	129.0	38.907	129.8	IN PIT		1:39.206 P	11:45:03.754	
22 - D2	OUTLAP	119.1	39.788	129.3	37.696	93.0	6:43.032	11:51:46.786	
23 - D2	21.107	<b>131.5</b>	38.876	129.5	37.095	93.3	1:37.078	11:53:23.864	
24 - D2	21.071	131.0	38.708	129.8	37.148	92.6	1:36.927	11:55:00.791	

P22 56 GT4S Assetto Motorsport		Ginetta G56 GT4								
IDEAL LAP TIME : 1:36.304		BEST LAP TIME : 1:36.304		DIFFERENCE : 0.000						
D1: Joe WHEELER		D2: Freddie TOMLINSON								
LAP	SECTOR 1	SECTOR 2	SECTOR 3	LAP TIME	MPH	DIFF	TIME OF DAY			
1 - D2	OUTLAP	119.6	39.302	125.9	39.217	<b>92.0</b>		11:49:18.871		
<b>2 - D2</b>	<b>21.170</b>	<b>127.3</b>	<b>37.991</b>	<b>126.6</b>	<b>37.143</b>	90.8	<b>1:36.304 (1)</b>	<b>92.98</b>	<b>11:50:55.175</b>	
3 - D2	21.905	123.1	40.191	117.3	IN PIT		1:43.620 P	86.41	7.316	11:52:38.795

# 2022 Intelligent Money British GT Championship

## TEST SESSION 1 - SECTOR ANALYSIS



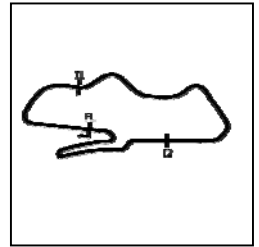
SECTOR 1 = FL to I1, SECTOR 2 = I1 to I2, SECTOR 3 = I2 to FL, DIFF = Difference To Personal Best Lap, P = Crossed Finish Line in Pit Lane, D = Time Disallowed

P23 26 GT4S Paddock Motorsport						McLaren 570S GT4		
IDEAL LAP TIME : 1:36.389			BEST LAP TIME : 1:36.585			DIFFERENCE : 0.196		
D1: Ashley MARSHALL			D2: Moh RITSON					
LAP	SECTOR 1	SECTOR 2	SECTOR 3	LAP TIME	MPH	DIFF	TIME OF DAY	
1 - D1	OUTLAP	98.9	44.786	111.6	IN PIT	P	11:06:32.743	
2 - D1	OUTLAP	122.9	39.426	127.0	37.936	89.5	3:27.706	
3 - D1	21.504	125.4	38.814	127.3	38.329	89.7	1:38.647	
4 - D1	21.353	128.5	39.008	127.8	38.187	90.8	1:38.548	
5 - D1	21.377	128.3	38.708	128.0	37.642	89.4	1:37.727	
6 - D1	21.254	131.0	38.664	127.0	37.521	89.2	1:37.439	
7 - D1	21.304	<b>132.6</b>	38.932	125.4	37.635	91.6	1:37.871	
8 - D1	21.636	130.0	38.720	126.8	IN PIT	P	1:39.729	
9 - D2	OUTLAP	105.5	39.704	127.8	37.850	89.9	3:33.303	
10 - D2	21.328	120.6	38.962	127.8	38.862	88.4	1:39.152	
11 - D2	21.585	124.9	38.649	127.5	37.245	90.8	1:37.479	
12 - D2	21.439	128.3	39.773	107.5	37.988	90.3	1:39.200	
13 - D2	21.233	128.5	38.822	127.5	IN PIT	P	1:39.581	
14 - D2	OUTLAP	117.3	39.274	126.8	37.233	87.8	5:05.521	
15 - D2	21.244	127.0	38.604	127.5	37.116	89.7	1:36.964	
16 - D2	21.137	130.3	38.624	127.8	37.307	90.6	1:37.068	
17 - D2	<b>20.998</b>	129.5	<b>38.445</b>	127.5	37.142	89.5	<b>1:36.585 (1)</b>	
18 - D2	21.291	130.0	38.589	127.5	<b>36.946</b>	90.1	1:36.826 (2)	
19 - D2	21.089	130.5	38.617	127.8	37.189	91.0	1:36.895 (3)	
20 - D2	21.101	130.8	38.696	126.3	37.339	89.8	1:37.136	
21 - D2	21.648	116.5	38.875	<b>128.3</b>	IN PIT	P	1:40.059	
22 - D2	OUTLAP	120.4	39.183	127.0	37.209	<b>92.8</b>	6:51.647	
23 - D2	21.289	129.0	38.689	127.8	37.341	89.3	1:37.319	
24 - D2	21.379	130.8	38.965	127.5	37.259	89.9	1:37.603	

P24 65 GT4S Team Parker Racing						Porsche 718 Cayman GT4 RS CS		
IDEAL LAP TIME : 1:36.453			BEST LAP TIME : 1:36.771			DIFFERENCE : 0.318		
D1: Seb HOPKINS			D2: Jamie ORTON					
LAP	SECTOR 1	SECTOR 2	SECTOR 3	LAP TIME	MPH	DIFF	TIME OF DAY	
1 - D2	OUTLAP	96.9	43.541	125.2	41.267	89.4	11:04:03.384	
2 - D2	22.571	114.9	39.908	127.8	38.307	91.1	1:40.786	
3 - D2	21.813	116.3	39.631	127.5	38.386	<b>92.3</b>	1:39.830	
4 - D2	21.562	110.9	41.633	126.1	38.371	91.5	1:41.566	
5 - D2	21.539	119.8	39.042	128.5	37.473	91.3	1:38.054	
6 - D2	21.398	122.6	38.858	129.3	37.289	91.1	1:37.545	
7 - D2	22.172	98.6	39.389	128.5	38.264	91.3	1:39.825	
8 - D2	21.228	123.5	38.499	129.0	37.526	90.5	1:37.253	
9 - D2	21.695	120.0	39.645	127.5	IN PIT	P	1:44.377	
10 - D2	OUTLAP	116.9	38.880	128.8	45.231	91.4	6:02.590	
11 - D2	21.851	105.6	39.179	128.5	38.404	91.1	1:39.434	
12 - D2	21.284	124.0	38.443	129.0	37.288	90.4	1:37.015 (3)	
13 - D2	21.213	125.2	38.684	128.3	37.275	91.3	1:37.172	
14 - D2	21.420	126.1	38.773	128.3	37.257	91.5	1:37.450	
15 - D2	<b>21.096</b>	125.6	38.611	129.0	37.407	92.0	1:37.114	
16 - D2	21.325	124.5	38.621	128.5	IN PIT	P	1:40.163	
17 - D2	OUTLAP	116.9	40.638	<b>129.5</b>	37.590	90.9	7:04.836	
18 - D2	21.267	124.9	39.137	128.8	37.180	91.5	1:37.584	
19 - D2	21.108	126.6	38.701	128.8	<b>37.024</b>	91.6	1:36.833 (2)	
20 - D2	21.149	127.0	<b>38.333</b>	129.3	37.289	91.6	<b>1:36.771 (1)</b>	
21 - D2	21.216	125.9	39.563	126.3	IN PIT	P	1:42.366	
22 - D2	OUTLAP	112.9	39.175	129.3	37.321	92.1	4:19.548	
23 - D2	21.190	126.6	38.499	129.3	37.400	91.5	1:37.089	
24 - D2	21.280	<b>127.3</b>	39.010	126.8	38.588	91.9	1:38.878	
25 - D2	21.213	<b>127.3</b>	40.689	108.0	IN PIT	P	1:50.106	

# 2022 Intelligent Money British GT Championship

## TEST SESSION 1 - SECTOR ANALYSIS



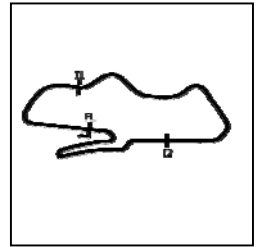
SECTOR 1 = FL to I1, SECTOR 2 = I1 to I2, SECTOR 3 = I2 to FL, DIFF = Difference To Personal Best Lap, P = Crossed Finish Line in Pit Lane, D = Time Disallowed

P25 48 GT4S Toyota GAZOO Racing UK		Toyota GR Supra GT4								
IDEAL LAP TIME : 1:36.503		BEST LAP TIME : 1:36.938		DIFFERENCE : 0.435						
D1: Tom EDGAR		D2: Jordan COLLARD								
LAP	SECTOR 1	SECTOR 2	SECTOR 3	LAP TIME	MPH	DIFF	TIME OF DAY			
1 - D2	OUTLAP	107.8	40.167	127.8	IN PIT	P	11:03:58.126			
2 - D2	OUTLAP	123.1	38.950	<b>128.0</b>	37.913	92.1	3:01.838	49.24	1:24.900	11:06:59.964
3 - D2	21.242	129.3	39.068	127.3	37.318	90.5	1:37.628	91.72	0.690	11:08:37.592
4 - D2	21.246	127.5	38.627	126.3	37.577	90.5	1:37.450	91.88	0.512	11:10:15.042
5 - D2	21.285	127.0	38.527	127.0	37.816	91.1	1:37.628	91.72	0.690	11:11:52.670
6 - D2	21.283	125.9	38.456	126.6	IN PIT	P	1:38.597	90.81	1.659	11:13:31.267
7 - D2	OUTLAP	122.2	38.666	125.9	37.577	90.5	4:50.711	30.80	3:13.773	11:18:21.978
8 - D2	21.380	129.5	38.674	126.6	37.666	90.4	1:37.720	91.63	0.782	11:19:59.698
9 - D2	21.260	130.0	38.463	126.6	37.512	91.0	1:37.235	92.09	0.297	11:21:36.933
10 - D2	21.797	120.6	38.749	127.3	IN PIT	P	1:40.301	89.27	3.363	11:23:17.234
11 - D2	OUTLAP	125.6	38.510	126.8	37.904	90.0	4:17.024	34.83	2:40.086	11:27:34.258
12 - D2	21.302	130.8	38.817	126.3	37.333	90.4	1:37.452	91.88	0.514	11:29:11.710
13 - D2	21.344	130.0	38.529	126.8	37.244	91.3	1:37.117 (3)	92.20	0.179	11:30:48.827
<b>14 - D2</b>	21.311	128.5	<b>38.275</b>	127.0	37.352	90.6	<b>1:36.938 (1)</b>	<b>92.37</b>		<b>11:32:25.765</b>
15 - D2	21.236	130.8	39.115	116.3	IN PIT	P	1:42.139	87.66	5.201	11:34:07.904
16 - D1	OUTLAP	98.8	42.667	124.0	42.046	91.8	4:14.365	35.20	2:37.427	11:38:22.269
17 - D1	22.207	113.9	39.821	126.3	38.094	89.9	1:40.122	89.43	3.184	11:40:02.391
18 - D1	21.678	127.5	39.194	125.9	37.679	89.9	1:38.551	90.86	1.613	11:41:40.942
19 - D1	21.567	130.0	38.964	126.3	37.524	90.5	1:38.055	91.32	1.117	11:43:18.997
20 - D1	21.355	130.5	39.002	127.3	37.356	90.8	1:37.713	91.64	0.775	11:44:56.710
21 - D1	21.425	126.1	39.214	127.3	37.108	91.0	1:37.747	91.60	0.809	11:46:34.457
22 - D1	21.337	130.0	38.901	127.0	37.631	90.8	1:37.869	91.49	0.931	11:48:12.326
23 - D1	21.309	128.8	38.585	127.5	<b>37.088</b>	91.0	1:36.982 (2)	92.33	0.044	11:49:49.308
24 - D1	21.231	129.0	39.097	127.0	37.099	90.5	1:37.427	91.90	0.489	11:51:26.735
25 - D1	21.381	<b>131.3</b>	38.569	127.8	37.543	90.3	1:37.493	91.84	0.555	11:53:04.228
26 - D1	21.472	130.8	39.980	121.1	39.015	<b>93.2</b>	1:40.467	89.12	3.529	11:54:44.695
27 - D1	<b>21.140</b>	130.5	38.636	127.8	37.397	91.0	1:37.173	92.14	0.235	11:56:21.868

P26 23 GT4S R Racing		Aston Martin Vantage AMR GT4								
IDEAL LAP TIME : 1:36.607		BEST LAP TIME : 1:37.041		DIFFERENCE : 0.434						
D1: Josh MILLER		D2: Jamie DAY								
LAP	SECTOR 1	SECTOR 2	SECTOR 3	LAP TIME	MPH	DIFF	TIME OF DAY			
1 - D2	OUTLAP	94.3	44.004	104.8	43.319	90.4				11:03:53.273
2 - D2	24.101	98.1	41.897	102.1	40.888	88.7	1:46.886	83.77	9.845	11:05:40.159
3 - D2	23.017	110.1	40.217	115.1	40.323	89.5	1:43.557	86.46	6.516	11:07:23.716
4 - D2	23.256	88.6	44.413	87.3	IN PIT	P	1:56.350	76.96	19.309	11:09:20.066
5 - D2	OUTLAP	117.9	39.166	127.0	38.470	90.5	3:59.358	37.41	2:22.317	11:13:19.424
6 - D2	21.527	124.7	38.903	<b>127.8</b>	38.637	90.6	1:39.067	90.38	2.026	11:14:58.491
7 - D2	21.545	124.7	38.836	<b>127.8</b>	38.351	89.4	1:38.732	90.69	1.691	11:16:37.223
8 - D2	21.429	125.4	39.243	127.0	37.786	<b>91.3</b>	1:38.458	90.94	1.417	11:18:15.681
9 - D2	21.252	124.7	38.719	<b>127.8</b>	37.819	90.9	1:37.790	91.56	0.749	11:19:53.471
10 - D2	21.379	125.6	<b>38.311</b>	127.5	IN PIT	P	1:38.650	90.76	1.609	11:21:32.121
11 - D2	OUTLAP	114.3	39.090	126.8	37.796	90.9	4:09.275	35.92	2:32.234	11:25:41.396
12 - D2	21.328	126.1	38.565	126.8	38.070	91.0	1:37.963	91.40	0.922	11:27:19.359
13 - D2	21.312	126.6	38.623	126.6	37.560	90.0	1:37.495	91.84	0.454	11:28:56.854
14 - D2	<b>21.226</b>	<b>129.8</b>	38.563	126.8	37.550	89.9	1:37.339	91.99	0.298	11:30:34.193
15 - D2	21.353	127.8	38.575	127.0	37.155	90.9	1:37.083 (2)	92.23	0.042	11:32:11.276
16 - D2	21.583	126.6	39.571	127.3	37.776	90.6	1:38.930	90.51	1.889	11:33:50.206
17 - D2	21.629	123.5	41.677	126.3	IN PIT	P	1:50.440	81.07	13.399	11:35:40.646
18 - D2	OUTLAP	103.8	39.496	125.9	40.156	89.9	7:30.399	19.88	5:53.358	11:43:11.045
19 - D2	21.374	127.8	38.335	127.0	38.098	90.1	1:37.807	91.55	0.766	11:44:48.852
20 - D2	21.237	129.5	38.944	127.0	37.282	89.9	1:37.463	91.87	0.422	11:46:26.315
21 - D2	21.301	128.8	38.963	126.8	<b>37.070</b>	90.3	1:37.334 (3)	91.99	0.293	11:48:03.649
22 - D2	21.287	129.5	39.022	125.6	IN PIT	P	1:38.999	90.44	1.958	11:49:42.648
23 - D2	OUTLAP	128.0	39.043	126.3	37.222	89.9	4:08.777	35.99	2:31.736	11:53:51.425
<b>24 - D2</b>	21.333	128.0	38.609	126.1	37.099	89.2	<b>1:37.041 (1)</b>	<b>92.27</b>		<b>11:55:28.466</b>

# 2022 Intelligent Money British GT Championship

## TEST SESSION 1 - SECTOR ANALYSIS



SECTOR 1 = FL to I1, SECTOR 2 = I1 to I2, SECTOR 3 = I2 to FL, DIFF = Difference To Personal Best Lap, P = Crossed Finish Line in Pit Lane, D = Time Disallowed

P27 61 GT4S Academy Motorsport		Ford Mustang GT4					
IDEAL LAP TIME : 1:36.993		BEST LAP TIME : 1:37.054		DIFFERENCE : 0.061			
D1: Matt COWLEY		D2: Marco SIGNORETTI					
LAP	SECTOR 1	SECTOR 2	SECTOR 3	LAP TIME	MPH	DIFF	TIME OF DAY
1 - D1	OUTLAP	117.1	39.558	127.3	IN PIT	P	11:02:42.945
2 - D1	OUTLAP	105.8	39.813	125.9	38.883	92.3	11:05:35.852
3 - D1	21.533	131.0	<b>38.385</b>	128.3	38.275	<b>94.7</b>	11:07:14.045
4 - D1	21.199	<b>132.8</b>	1:34.338	94.3	IN PIT	P	11:09:57.112
5 - D1	OUTLAP	115.5	40.396	126.8	40.119	90.9	11:25:02.190
6 - D1	22.867	113.1	40.064	126.1	38.566	91.5	11:26:43.687
7 - D1	21.435	126.8	38.894	<b>128.5</b>	37.547	91.9	11:28:21.563
8 - D1	21.220	131.0	38.401	128.3	<b>37.433</b>	92.3	<b>11:29:58.617</b>
9 - D1	<b>21.175</b>	127.3	38.736	127.8	IN PIT	P	11:31:39.041
10 - D1	OUTLAP	118.7	38.842	124.2	IN PIT	P	11:35:39.269
11 - D2	OUTLAP	100.6	42.408	127.0	39.314	91.8	11:39:15.858
12 - D2	22.335	112.4	39.609	128.3	38.558	92.3	11:40:56.360
13 - D2	21.718	125.2	40.251	124.9	38.571	92.1	11:42:36.900
14 - D2	21.659	126.8	39.277	127.0	38.178	92.0	11:44:16.014
15 - D2	21.490	129.5	38.938	127.5	38.114	92.1	11:45:54.556
16 - D2	21.390	128.3	39.107	128.3	38.024	91.5	11:47:33.077
17 - D2	21.469	129.8	39.363	128.3	40.187	91.8	11:49:14.096
18 - D2	21.501	128.0	39.347	128.0	38.165	92.3	11:50:53.109
19 - D2	21.583	128.3	39.889	114.7	IN PIT	P	11:52:36.669

P28 68 GT4PA Team BRIT		McLaren 570S GT4					
IDEAL LAP TIME : 1:38.366		BEST LAP TIME : 1:39.173		DIFFERENCE : 0.807			
D1: Aaron MORGAN		D2: Bobby TRUNDLEY					
LAP	SECTOR 1	SECTOR 2	SECTOR 3	LAP TIME	MPH	DIFF	TIME OF DAY
1 - D2	OUTLAP	87.1	42.262	125.4	39.274	88.5	11:01:59.948
2 - D2	22.041	115.9	39.906	125.4	38.973	90.5	11:03:40.868
3 - D2	24.075	118.3	40.486	127.8	38.728	89.3	11:05:24.157
4 - D2	21.849	122.0	39.468	126.8	39.388	90.9	11:07:04.862
5 - D2	21.846	126.1	39.538	125.9	38.695	89.2	11:08:44.941
6 - D2	21.939	120.6	39.492	126.3	IN PIT	P	11:10:26.500
7 - D2	OUTLAP	117.1	39.772	125.9	38.268	88.3	11:14:42.137
8 - D2	22.089	121.1	39.904	125.6	<b>37.850</b>	89.7	11:16:21.980
9 - D2	22.128	119.8	39.761	124.2	37.988	89.8	11:18:01.857
10 - D2	21.865	<b>126.6</b>	40.907	125.2	39.504	<b>91.0</b>	11:19:44.133
11 - D2	21.852	122.2	39.949	123.8	IN PIT	P	11:21:26.461
12 - D1	OUTLAP	110.7	41.979	125.9	42.857	81.2	11:27:28.879
13 - D1	24.218	104.8	41.854	114.9	40.989	88.4	11:29:15.940
14 - D1	22.278	118.7	41.042	125.4	IN PIT	P	11:31:02.046
15 - D1	OUTLAP	110.5	41.408	126.3	40.283	88.1	11:37:59.943
16 - D1	22.331	114.3	39.503	126.6	38.937	88.7	11:39:40.714
17 - D1	22.253	118.9	39.429	126.1	38.960	90.1	11:41:21.356
18 - D1	<b>21.388</b>	119.6	40.538	92.3	40.343	<b>91.0</b>	11:43:03.625
19 - D1	21.698	119.1	39.393	127.5	38.795	89.9	11:44:43.511
20 - D1	21.704	115.3	39.158	126.6	38.476	90.4	11:46:22.849
21 - D1	21.846	118.1	39.206	126.8	38.623	90.5	11:48:02.524
22 - D1	21.444	122.2	40.078	110.9	38.848	90.4	11:49:42.894
23 - D1	21.912	120.6	39.333	126.6	39.266	89.7	11:51:23.405
24 - D1	21.910	123.5	39.675	<b>128.3</b>	38.897	90.1	11:53:03.887
25 - D1	22.533	120.4	39.552	117.5	40.567	89.0	11:54:46.539
26 - D1	21.569	124.7	<b>39.128</b>	127.8	38.476	90.9	<b>11:56:25.712</b>

P29 7 GT4PA Motus One Racing		McLaren 570S GT4					
IDEAL LAP TIME :		BEST LAP TIME :		DIFFERENCE :			
D1: Ed MCDERMOTT		D2: Michael BROADHURST					
LAP	SECTOR 1	SECTOR 2	SECTOR 3	LAP TIME	MPH	DIFF	TIME OF DAY
1 - D2	OUTLAP	108.2	41.417	126.6	IN PIT	P	11:03:09.491

# 2022 Intelligent Money British GT Championship

## TEST SESSION 1 - BEST SECTORS

SECTOR 1			SECTOR 2			SECTOR 3			IDEAL / BEST COMPARISON						
POS	NO	NAME	TIME	NO	NAME	TIME	NO	NAME	TIME	POS	NO	NAME	IDEAL	BEST	DIFF
													<b>PERFECT LAP</b>	<b>1:26.520</b>	
1	66	Team Parker Racing	19.068	77	Enduro Motorsport	33.945	66	Team Parker Racing	33.507	1	77	Enduro Motorsport	1:26.866	1:26.942	0.076
2	77	Enduro Motorsport	19.085	18	WPI Motorsport	34.092	77	Enduro Motorsport	33.836	2	66	Team Parker Racing	1:26.942	1:27.184	0.242
3	76	7TSIX	19.166	6	RAM Racing	34.309	18	WPI Motorsport	33.997	3	18	WPI Motorsport	1:27.377	1:27.443	0.066
4	6	RAM Racing	19.231	4	2 Seas Motorsport	34.340	76	7TSIX	34.040	4	72	Barwell Motorsport	1:27.883	1:27.927	0.044
5	4	2 Seas Motorsport	19.251	66	Team Parker Racing	34.367	72	Barwell Motorsport	34.109	5	76	7TSIX	1:27.939	1:28.089	0.150
6	18	WPI Motorsport	19.288	72	Barwell Motorsport	34.440	32	Redline Racing	34.240	6	6	RAM Racing	1:27.944	1:27.944	0.000
7	5	Greystone GT	19.306	32	Redline Racing	34.566	5	Greystone GT	34.265	7	4	2 Seas Motorsport	1:28.057	1:28.057	0.000
8	2	Team Rocket RJN	19.319	22	Balfe Motorsport	34.566	40	Fox Motorsport	34.290	8	5	Greystone GT	1:28.176	1:28.410	0.234
9	40	Fox Motorsport	19.331	5	Greystone GT	34.605	8	Team Abba Racing	34.367	9	32	Redline Racing	1:28.183	1:28.234	0.051
10	72	Barwell Motorsport	19.334	76	7TSIX	34.733	22	Balfe Motorsport	34.396	10	22	Balfe Motorsport	1:28.304	1:28.582	0.278
11	22	Balfe Motorsport	19.342	2	Team Rocket RJN	34.763	6	RAM Racing	34.404	11	40	Fox Motorsport	1:28.457	1:28.723	0.266
12	8	Team Abba Racing	19.362	8	Team Abba Racing	34.808	2	Team Rocket RJN	34.410	12	2	Team Rocket RJN	1:28.492	1:28.571	0.079
13	32	Redline Racing	19.377	40	Fox Motorsport	34.836	4	2 Seas Motorsport	34.466	13	8	Team Abba Racing	1:28.537	1:28.651	0.114
14	11	Paddock Motorsport	19.381	15	RAM Racing	35.069	11	Paddock Motorsport	34.527	14	11	Paddock Motorsport	1:29.151	1:29.313	0.162
15	15	RAM Racing	19.477	91	Century Motorsport	35.172	15	RAM Racing	34.726	15	15	RAM Racing	1:29.272	1:29.600	0.328
16	91	Century Motorsport	19.497	11	Paddock Motorsport	35.243	91	Century Motorsport	34.919	16	91	Century Motorsport	1:29.588	1:29.728	0.140
17	90	Century Motorsport	20.857	42	Steller Motorsport	37.826	27	Newbridge Motorsport	36.394	17	27	Newbridge Motorsport	1:35.113	1:35.113	0.000
18	27	Newbridge Motorsport	20.877	27	Newbridge Motorsport	37.842	9	Century Motorsport	36.639	18	42	Steller Motorsport	1:35.634	1:35.704	0.070
19	42	Steller Motorsport	20.916	90	Century Motorsport	37.984	51	Valluga Racing	36.670	19	90	Century Motorsport	1:35.750	1:35.862	0.112
20	51	Valluga Racing	20.917	56	Assetto Motorsport	37.991	42	Steller Motorsport	36.892	20	9	Century Motorsport	1:35.879	1:35.879	0.000
21	9	Century Motorsport	20.959	48	Toyota GAZOO Racing UK	38.275	90	Century Motorsport	36.909	21	51	Valluga Racing	1:35.914	1:35.992	0.078
22	26	Paddock Motorsport	20.998	9	Century Motorsport	38.281	26	Paddock Motorsport	36.946	22	56	Assetto Motorsport	1:36.304	1:36.304	0.000
23	65	Team Parker Racing	21.096	23	R Racing	38.311	65	Team Parker Racing	37.024	23	26	Paddock Motorsport	1:36.389	1:36.585	0.196
24	48	Toyota GAZOO Racing UK	21.140	51	Valluga Racing	38.327	23	R Racing	37.070	24	65	Team Parker Racing	1:36.453	1:36.771	0.318
25	56	Assetto Motorsport	21.170	65	Team Parker Racing	38.333	48	Toyota GAZOO Racing UK	37.088	25	48	Toyota GAZOO Racing UK	1:36.503	1:36.938	0.435
26	61	Academy Motorsport	21.175	61	Academy Motorsport	38.385	56	Assetto Motorsport	37.143	26	23	R Racing	1:36.607	1:37.041	0.434
27	23	R Racing	21.226	26	Paddock Motorsport	38.445	61	Academy Motorsport	37.433	27	61	Academy Motorsport	1:36.993	1:37.054	0.061
28	68	Team BRIT	21.388	68	Team BRIT	39.128	68	Team BRIT	37.850	28	68	Team BRIT	1:38.366	1:39.173	0.807
29				7	Motus One Racing	41.417				29	7	Motus One Racing			

# 2022 Intelligent Money British GT Championship

## TEST SESSION 1 - BEST SPEEDS

POS	INTERMEDIATE 1			INTERMEDIATE 2			FINISH LINE		
	NO	NAME	MPH	NO	NAME	MPH	NO	NAME	MPH
1	8	Team Abba Racing	149.1	76	7TSIX	142.7	77	Enduro Motorsport	102.9
2	4	2 Seas Motorsport	148.4	77	Enduro Motorsport	142.1	8	Team Abba Racing	102.9
3	76	7TSIX	147.8	40	Fox Motorsport	142.1	76	7TSIX	102.7
4	40	Fox Motorsport	147.8	5	Greystone GT	141.5	5	Greystone GT	102.7
5	77	Enduro Motorsport	147.1	8	Team Abba Racing	141.5	4	2 Seas Motorsport	102.6
6	66	Team Parker Racing	146.5	2	Team Rocket RJN	141.2	11	Paddock Motorsport	102.1
7	5	Greystone GT	146.2	66	Team Parker Racing	140.9	66	Team Parker Racing	101.9
8	32	Redline Racing	145.8	4	2 Seas Motorsport	140.9	6	RAM Racing	101.8
9	6	RAM Racing	145.5	22	Balfe Motorsport	140.6	40	Fox Motorsport	101.3
10	18	WPI Motorsport	144.9	18	WPI Motorsport	140.3	91	Century Motorsport	101.3
11	72	Barwell Motorsport	144.6	6	RAM Racing	140.3	32	Redline Racing	101.2
12	22	Balfe Motorsport	144.6	32	Redline Racing	140.1	15	RAM Racing	101.2
13	91	Century Motorsport	144.3	11	Paddock Motorsport	140.1	18	WPI Motorsport	101.0
14	2	Team Rocket RJN	144.0	72	Barwell Motorsport	139.5	2	Team Rocket RJN	100.7
15	15	RAM Racing	143.7	15	RAM Racing	139.5	72	Barwell Motorsport	100.6
16	11	Paddock Motorsport	140.1	91	Century Motorsport	139.5	22	Balfe Motorsport	100.6
17	42	Steller Motorsport	135.2	90	Century Motorsport	131.0	61	Academy Motorsport	94.7
18	27	Newbridge Motorsport	134.7	51	Valluga Racing	131.0	51	Valluga Racing	93.8
19	90	Century Motorsport	134.7	42	Steller Motorsport	129.8	48	Toyota GAZOO Racing UK	93.2
20	9	Century Motorsport	132.8	9	Century Motorsport	129.8	27	Newbridge Motorsport	93.0
21	61	Academy Motorsport	132.8	27	Newbridge Motorsport	129.5	90	Century Motorsport	93.0
22	26	Paddock Motorsport	132.6	65	Team Parker Racing	129.5	42	Steller Motorsport	92.8
23	51	Valluga Racing	131.5	61	Academy Motorsport	128.5	26	Paddock Motorsport	92.8
24	48	Toyota GAZOO Racing UK	131.3	26	Paddock Motorsport	128.3	65	Team Parker Racing	92.3
25	23	R Racing	129.8	68	Team BRIT	128.3	9	Century Motorsport	92.0
26	56	Assetto Motorsport	127.3	48	Toyota GAZOO Racing UK	128.0	56	Assetto Motorsport	92.0
27	65	Team Parker Racing	127.3	23	R Racing	127.8	23	R Racing	91.3
28	68	Team BRIT	126.6	56	Assetto Motorsport	126.6	68	Team BRIT	91.0
29	7	Motus One Racing	108.2	7	Motus One Racing	126.6			



## 2022 Intelligent Money British GT Championship

### TEST SESSION 1 - DRIVER STATISTICS

POS	NO	CL	PIC	TEAM / DRIVERS	CAR	LAPS	RACE TIME	%	BEST	ON	MPH
1	77	GT3PA	1	Enduro Motorsport Morgan TILLBROOK (GBR) Marcus CLUTTON (GBR)	McLaren 720S GT3	29	<b>54:16.475</b>				
						28	43:36.819	80.36	1:26.942	14	102.99
						0	0.000	0.00		0	
2	66	GT3PA	2	Team Parker Racing Nick JONES (GBR) Scott MALVERN (GBR)	Porsche 911 GT3 R	28	<b>54:42.487</b>				
						8	12:26.169	22.73	1:30.749	23	98.67
						19	32:36.762	59.61	1:27.184	19	102.70
3	18	GT3PA	3	WPI Motorsport Michael IGOE (GBR) Phil KEEN (GBR)	Lamborghini Huracan GT3 Evo	25	<b>54:14.904</b>				
						6	9:09.168	16.87	1:29.496	24	100.05
						18	31:13.889	57.57	1:27.443	7	102.40
4	72	GT3PA	4	Barwell Motorsport Adam BALON (GBR) Sandy MITCHELL (GBR)	Lamborghini Huracan GT3 Evo	21	<b>53:58.441</b>				
						12	18:35.497	34.45	1:30.622	21	98.81
						8	31:22.972	58.14	1:27.927	8	101.83
5	6	GT3PA	5	RAM Racing Ian LOGGIE (GBR) Callum MACLEOD (GBR)	Mercedes-AMG GT3	30	<b>53:41.022</b>				
						17	27:15.263	50.77	1:28.780	23	100.86
						12	21:44.860	40.51	1:27.944	7	101.81
6	4	GT3PA	6	2 Seas Motorsport James COTTINGHAM (GBR) Lewis WILLIAMSON (GBR)	Mercedes-AMG GT3	28	<b>51:20.102</b>				
						18	27:26.265	53.45	1:29.377	23	100.18
						9	18:17.358	35.63	1:28.057	9	101.68
7	76	GT3PA	7	7TSIX Mia FLEWITT (SWE) Euan HANKEY (GBR)	McLaren 720S GT3	27	<b>52:25.731</b>				
						8	12:49.123	24.45	1:32.782	26	96.51
						18	33:38.871	64.18	1:28.089	11	101.65
8	32	GT3SA	1	Redline Racing Alex MALYKHIN (GBR) James DORLIN (GBR)	Lamborghini Huracan GT3 Evo	28	<b>53:36.628</b>				
						18	27:24.382	51.12	1:28.960	25	100.65
						9	18:05.978	33.76	1:28.234	9	101.48
9	5	GT3SA	2	Greystone GT Stewart PROCTOR (GBR) Lewis PROCTOR (GBR)	McLaren 720S GT3	22	<b>54:12.220</b>				
						5	7:51.641	14.50	1:32.687	21	96.60
						16	38:23.883	70.84	1:28.410	6	101.28
10	2	GT3SA	3	Team Rocket RJN Simon WATTS (GBR) James KELL (GBR)	McLaren 720S GT3	28	<b>48:09.714</b>				
						17	27:14.265	56.55	1:32.953	26	96.33
						10	18:59.750	39.44	1:28.571	5	101.09
11	22	GT3PA	8	Balfe Motorsport Shaun BALFE (GBR) Adam CARROLL (GBR)	Audi R8 LMS Evo II GT3	31	<b>54:11.051</b>				
						23	35:05.717	64.77	1:28.582	31	101.08
						7	14:03.516	25.95	1:28.637	7	101.02
12	8	GT3SA	4	Team Abba Racing Richard NEARY (GBR) Sam NEARY (GBR)	Mercedes-AMG GT3	13	<b>20:56.858</b>				
						0	0.000	0.00		0	
						12	19:30.132	93.10	1:28.651	9	101.00
13	40	GT3PA	9	Fox Motorsport Nick HALSTEAD (GBR) Rob BELL (GBR)	McLaren 720S GT3	12	<b>23:56.152</b>				
						6	16:24.119	68.52	1:29.344	5	100.22
						5	7:32.033	31.48	1:28.723	10	100.92
14	11	GT3PA	10	Paddock Motorsport Kelvin FLETCHER (GBR) Martin PLOWMAN (GBR)	McLaren 720S GT3	23	<b>52:20.956</b>				
						0	0.000	0.00		0	
						22	35:22.588	67.58	1:29.313	6	100.25
15	15	GT3SA	5	RAM Racing John FERGUSON (GBR) Ulysse DE PAUW (BEL)	Mercedes-AMG GT3	29	<b>55:42.716</b>				
						14	21:29.767	38.58	1:30.033	29	99.45
						14	28:09.532	50.54	1:29.600	7	99.93
16	91	GT3SA	6	Century Motorsport Betty CHEN (TPE) Angus FENDER (GBR)	BMW M4 GT3	25	<b>54:29.216</b>				
						5	8:40.417	15.92	1:42.316	23	87.51
						19	35:42.236	65.53	1:29.728	11	99.79
17	27	GT4PA	1	Newbridge Motorsport Matt TOPHAM (GBR) Darren TURNER (GBR)	Aston Martin Vantage AMR GT4	25	<b>52:33.343</b>				
						10	22:02.287	41.93	1:35.113	10	94.14
						14	22:45.882	43.32	1:36.457	22	92.83
18	42	GT4S	1	Steller Motorsport Richard WILLIAMS (GBR) Sennan FIELDING (GBR)	Audi R8 LMS GT4	25	<b>55:55.036</b>				
						7	11:30.255	20.57	1:36.968	25	92.34
						17	32:10.732	57.55	1:35.704	12	93.56
19	90	GT4S	2	Century Motorsport Jack BROWN (GBR) Will BURNS (GBR)	BMW M4 GT4	27	<b>54:41.575</b>				
						12	19:38.007	35.90	1:36.733	21	92.56
						14	30:19.972	55.46	1:35.862	5	93.40

## 2022 Intelligent Money British GT Championship

### TEST SESSION 1 - DRIVER STATISTICS

POS	NO	CL	PIC	TEAM / DRIVERS	CAR	LAPS	RACE TIME	%	BEST	ON	MPH
20	9	GT4S	3	Century Motorsport	BMW M4 GT4	21	<b>41:53.759</b>				
				Chris SALKELD (GBR)		12	24:34.171	58.64	1:35.879	20	93.39
				Tom RAWLINGS (GBR)		8	15:29.458	36.97	1:37.727	10	91.62
21	51	GT4S	4	Valluga Racing	Porsche 718 Cayman GT4 RS CS	24	<b>48:55.542</b>				
				Ross WYLIE (GBR)		0	0.000	0.00		0	
				Matthew GRAHAM (GBR)		23	39:21.166	80.43	1:35.992	12	93.28
22	56	GT4S	5	Assetto Motorsport	Ginetta G56 GT4	3	<b>4:58.817</b>				
				Joe WHEELER (GBR)		0	0.000	0.00		0	
				Freddie TOMLINSON (GBR)		2	4:58.817	100.00	1:36.304	2	92.98
23	26	GT4S	6	Paddock Motorsport	McLaren 570S GT4	24	<b>51:54.577</b>				
				Ashley MARSHALL (GBR)		7	15:19.389	29.52	1:37.439	6	91.89
				Moh RITSON (GBR)		16	26:03.422	50.20	1:36.585	17	92.71
24	65	GT4S	7	Team Parker Racing	Porsche 718 Cayman GT4 RS CS	25	<b>54:05.598</b>				
				Seb HOPKINS (GBR)		0	0.000	0.00		0	
				Jamie ORTON (GBR)		24	41:43.992	77.15	1:36.771	20	92.53
25	48	GT4S	8	Toyota GAZOO Racing UK	Toyota GR Supra GT4	27	<b>54:06.821</b>				
				Tom EDGAR (GBR)		12	19:45.984	36.53	1:36.982	23	92.33
				Jordan COLLARD (GBR)		14	27:02.341	49.97	1:36.938	14	92.37
26	23	GT4S	9	R Racing	Aston Martin Vantage AMR GT4	24	<b>53:29.520</b>				
				Josh MILLER (GBR)		0	0.000	0.00		0	
				Jamie DAY (GBR)		23	40:15.772	75.27	1:37.041	24	92.27
27	61	GT4S	10	Academy Motorsport	Ford Mustang GT4	19	<b>51:35.961</b>				
				Matt COWLEY (GBR)		9	19:37.497	38.03	1:37.054	8	92.26
				Marco SIGNORETTI (CAN)		9	15:03.862	29.19	1:38.521	16	90.88
28	68	GT4PA	2	Team BRIT	McLaren 570S GT4	26	<b>56:08.652</b>				
				Aaron MORGAN (GBR)		15	25:29.535	45.40	1:39.173	26	90.29
				Bobby TRUNDLEY (GBR)		10	22:48.865	40.64	1:39.843	8	89.68
29	7	GT4PA	3	Motus One Racing	McLaren 570S GT4	1	<b>1:46.014</b>				
				Ed MCDERMOTT (GBR)		0	0.000	0.00		0	
				Michael BROADHURST (GBR)		0	1:46.014	100.00		0	

# 2022 Intelligent Money British GT Championship

## TEST SESSION 1 - PIT STOP ANALYSIS

STOP	IN TIME	DRIVER IN	STINT TIME	STOP TIME	TOTAL STOP TIME	OUT TIME	DRIVER OUT
1 -	11:10:34.346	Morgan TILLBROOK	8:55.968	3:38.922	3:38.922	11:14:13.268	Morgan TILLBROOK
2 -	11:21:36.706	Morgan TILLBROOK	7:23.438	1:45.602	5:24.524	11:23:22.308	Morgan TILLBROOK
3 -	11:29:20.564	Morgan TILLBROOK	5:58.256	5:15.132	10:39.656	11:34:35.696	Morgan TILLBROOK
-	Finish	Morgan TILLBROOK	21:19.157				

STOP	IN TIME	DRIVER IN	STINT TIME	STOP TIME	TOTAL STOP TIME	OUT TIME	DRIVER OUT
1 -	11:10:35.689	Scott MALVERN	9:37.743	1:52.755	1:52.755	11:12:28.444	Scott MALVERN
2 -	11:21:19.278	Scott MALVERN	8:50.834	5:22.755	7:15.510	11:26:42.033	Scott MALVERN
3 -	11:32:33.576	Scott MALVERN	5:51.543	2:24.046	9:39.556	11:34:57.622	Scott MALVERN
4 -	11:40:49.855	Scott MALVERN	5:52.233	2:24.409	12:03.965	11:43:14.264	Nick JONES
-	Finish	Nick JONES	12:26.169				

STOP	IN TIME	DRIVER IN	STINT TIME	STOP TIME	TOTAL STOP TIME	OUT TIME	DRIVER OUT
1 -	11:07:04.485	Phil KEEN	6:16.927	4:44.934	4:44.934	11:11:49.419	Phil KEEN
2 -	11:19:12.614	Phil KEEN	7:23.195	4:03.095	8:48.029	11:23:15.709	Phil KEEN
3 -	11:29:14.127	Phil KEEN	5:58.418	3:31.456	12:19.485	11:32:45.583	Phil KEEN
4 -	11:34:15.941	Phil KEEN	1:30.358	1:32.362	13:51.847	11:35:48.303	Phil KEEN
5 -	11:43:10.894	Phil KEEN	7:22.591	2:42.400	16:34.247	11:45:53.294	Michael IGOE
-	Finish	Michael IGOE	9:09.168				

STOP	IN TIME	DRIVER IN	STINT TIME	STOP TIME	TOTAL STOP TIME	OUT TIME	DRIVER OUT
1 -	11:02:52.366	Sandy MITCHELL	1:31.726	1:09.709	1:09.709	11:04:02.075	Sandy MITCHELL
2 -	11:16:10.812	Sandy MITCHELL	12:08.737	17:42.509	18:52.218	11:33:53.321	Adam BALON
3 -	11:41:43.498	Adam BALON	7:50.177	2:50.263	21:42.481	11:44:33.761	Adam BALON
-	Finish	Adam BALON	10:45.320				

STOP	IN TIME	DRIVER IN	STINT TIME	STOP TIME	TOTAL STOP TIME	OUT TIME	DRIVER OUT
1 -	11:02:45.533	Callum MACLEOD	1:36.005	19.881	19.881	11:03:05.414	Callum MACLEOD
2 -	11:13:32.938	Callum MACLEOD	10:27.524	2:04.023	2:23.904	11:15:36.961	Ian LOGGIE
3 -	11:29:25.781	Ian LOGGIE	13:48.820	4:21.018	6:44.922	11:33:46.799	Ian LOGGIE
4 -	11:46:02.610	Ian LOGGIE	12:15.811	1:10.632	7:55.554	11:47:13.242	Callum MACLEOD
5 -	11:54:50.550	Callum MACLEOD					

STOP	IN TIME	DRIVER IN	STINT TIME	STOP TIME	TOTAL STOP TIME	OUT TIME	DRIVER OUT
1 -	11:13:37.329	Lewis WILLIAMSON	9:20.837	2:47.674	2:47.674	11:16:25.003	Lewis WILLIAMSON
2 -	11:22:26.375	Lewis WILLIAMSON	6:01.372	2:55.149	5:42.823	11:25:21.524	James COTTINGHAM
3 -	11:46:38.375	James COTTINGHAM	21:16.851	2:48.805	8:31.628	11:49:27.180	James COTTINGHAM
-	Finish	James COTTINGHAM	6:09.414				

STOP	IN TIME	DRIVER IN	STINT TIME	STOP TIME	TOTAL STOP TIME	OUT TIME	DRIVER OUT
1 -	11:06:36.791	Euan HANKEY	3:29.494	2:02.942	2:02.942	11:08:39.733	Euan HANKEY

# 2022 Intelligent Money British GT Championship

## TEST SESSION 1 - PIT STOP ANALYSIS

2 -	11:24:07.930	Euan HANKEY	15:28.197	3:54.795	5:57.737	11:28:02.725	Euan HANKEY
3 -	11:38:40.138	Euan HANKEY	10:37.413	4:03.767	10:01.504	11:42:43.905	Mia FLEWITT
-	Finish	Mia FLEWITT	12:49.123				

<b>P8</b>	<b>32 GT3SA</b>	<b>Redline Racing</b>	<b>Lamborghini Huracan GT3 Evo</b>				
D1: Alex MALYKHIN	Total Stint: 18 Laps - 27:24.382 (51.12%)		Best Lap: 1:28.960 On Lap 25 @ 100.65 mph				
D2: James DORLIN	Total Stint: 9 Laps - 18:05.978 (33.76%)		Best Lap: 1:28.234 On Lap 9 @ 101.48 mph				
STOP	IN TIME	DRIVER IN	STINT TIME	STOP TIME	TOTAL STOP TIME	OUT TIME	DRIVER OUT
1 -	11:05:23.811	James DORLIN	3:06.320	2:24.507	2:24.507	11:07:48.318	James DORLIN
2 -	11:09:24.858	James DORLIN	1:36.540	2:37.118	5:01.625	11:12:01.976	James DORLIN
3 -	11:22:27.700	James DORLIN	10:25.724	2:57.394	7:59.019	11:25:25.094	Alex MALYKHIN
4 -	11:39:11.941	Alex MALYKHIN	13:46.847	3:04.643	11:03.662	11:42:16.584	Alex MALYKHIN
-	Finish	Alex MALYKHIN	13:37.535				

<b>P9</b>	<b>5 GT3SA</b>	<b>Greystone GT</b>	<b>McLaren 720S GT3</b>				
D1: Stewart PROCTOR	Total Stint: 5 Laps - 7:51.641 (14.5%)		Best Lap: 1:32.687 On Lap 21 @ 96.60 mph				
D2: Lewis PROCTOR	Total Stint: 16 Laps - 38:23.883 (70.84%)		Best Lap: 1:28.410 On Lap 6 @ 101.28 mph				
STOP	IN TIME	DRIVER IN	STINT TIME	STOP TIME	TOTAL STOP TIME	OUT TIME	DRIVER OUT
1 -	11:12:02.909	Lewis PROCTOR	10:31.475	1:27.787	1:27.787	11:13:30.696	Lewis PROCTOR
2 -	11:19:33.222	Lewis PROCTOR	6:02.526	1:55.623	3:23.410	11:21:28.845	Lewis PROCTOR
3 -	11:25:57.775	Lewis PROCTOR	4:28.930	4:33.286	7:56.696	11:30:31.061	Lewis PROCTOR
4 -	11:35:00.238	Lewis PROCTOR	4:29.177	12:51.775	20:48.471	11:47:52.013	Stewart PROCTOR
-	Finish	Stewart PROCTOR	7:51.641				

<b>P10</b>	<b>2 GT3SA</b>	<b>Team Rocket RJN</b>	<b>McLaren 720S GT3</b>				
D1: Simon WATTS	Total Stint: 17 Laps - 27:14.265 (56.55%)		Best Lap: 1:32.953 On Lap 26 @ 96.33 mph				
D2: James KELL	Total Stint: 10 Laps - 18:59.750 (39.44%)		Best Lap: 1:28.571 On Lap 5 @ 101.09 mph				
STOP	IN TIME	DRIVER IN	STINT TIME	STOP TIME	TOTAL STOP TIME	OUT TIME	DRIVER OUT
1 -	11:09:37.618	James KELL	9:07.502	1:55.699	1:55.699	11:11:33.317	James KELL
2 -	11:19:05.772	James KELL	7:32.455	2:19.793	4:15.492	11:21:25.565	Simon WATTS
3 -	11:48:39.830	Simon WATTS					

<b>P11</b>	<b>22 GT3PA</b>	<b>Balfe Motorsport</b>	<b>Audi R8 LMS Evo II GT3</b>				
D1: Shaun BALFE	Total Stint: 23 Laps - 35:05.717 (64.77%)		Best Lap: 1:28.582 On Lap 31 @ 101.08 mph				
D2: Adam CARROLL	Total Stint: 7 Laps - 14:03.516 (25.95%)		Best Lap: 1:28.637 On Lap 7 @ 101.02 mph				
STOP	IN TIME	DRIVER IN	STINT TIME	STOP TIME	TOTAL STOP TIME	OUT TIME	DRIVER OUT
1 -	11:13:17.735	Adam CARROLL	12:02.133	2:01.383	2:01.383	11:15:19.118	Shaun BALFE
2 -	11:33:47.485	Shaun BALFE	18:28.367	2:51.014	4:52.397	11:36:38.499	Shaun BALFE
3 -	11:44:19.867	Shaun BALFE	7:41.368	2:10.804	7:03.201	11:46:30.671	Shaun BALFE
-	Finish	Shaun BALFE	8:55.982				

<b>P12</b>	<b>8 GT3SA</b>	<b>Team Abba Racing</b>	<b>Mercedes-AMG GT3</b>				
D1: Richard NEARY	Total Stint: 0 Laps		Best Lap: 1:28.651 On Lap 9 @ 101.00 mph				
D2: Sam NEARY	Total Stint: 12 Laps - 19:30.132 (93.1%)						
STOP	IN TIME	DRIVER IN	STINT TIME	STOP TIME	TOTAL STOP TIME	OUT TIME	DRIVER OUT
1 -	11:16:46.658	Sam NEARY	15:01.309	1:26.726	1:26.726	11:18:13.384	Sam NEARY
2 -	11:22:42.207	Sam NEARY					

<b>P13</b>	<b>40 GT3PA</b>	<b>Fox Motorsport</b>	<b>McLaren 720S GT3</b>				
D1: Nick HALSTEAD	Total Stint: 6 Laps - 16:24.119 (68.52%)		Best Lap: 1:29.344 On Lap 5 @ 100.22 mph				
D2: Rob BELL	Total Stint: 5 Laps - 7:32.033 (31.48%)		Best Lap: 1:28.723 On Lap 10 @ 100.92 mph				
STOP	IN TIME	DRIVER IN	STINT TIME	STOP TIME	TOTAL STOP TIME	OUT TIME	DRIVER OUT
1 -	11:13:48.814	Nick HALSTEAD	10:45.922	5:38.197	5:38.197	11:19:27.011	Rob BELL
2 -	11:26:59.044	Nick HALSTEAD					

<b>P14</b>	<b>11 GT3PA</b>	<b>Paddock Motorsport</b>	<b>McLaren 720S GT3</b>				
D1: Kelvin FLETCHER	Total Stint: 0 Laps		Best Lap: 1:29.313 On Lap 6 @ 100.25 mph				
D2: Martin PLOWMAN	Total Stint: 22 Laps - 35:22.588 (67.58%)						
STOP	IN TIME	DRIVER IN	STINT TIME	STOP TIME	TOTAL STOP TIME	OUT TIME	DRIVER OUT
1 -	11:05:11.919	Martin PLOWMAN	1:39.246	2:50.968	2:50.968	11:08:02.887	Martin PLOWMAN
2 -	11:18:41.307	Martin PLOWMAN	10:38.420	9:00.213	11:51.181	11:27:41.520	Martin PLOWMAN
3 -	11:33:48.651	Martin PLOWMAN	6:07.131	1:36.824	13:28.005	11:35:25.475	Martin PLOWMAN
4 -	11:41:32.089	Martin PLOWMAN	6:06.614	1:50.383	15:18.388	11:43:22.472	Martin PLOWMAN

# 2022 Intelligent Money British GT Championship

## TEST SESSION 1 - PIT STOP ANALYSIS

5- 11:49:31.149 Martin PLOWMAN 6:08.677 1:39.980 16:58.368 11:51:11.129 Martin PLOWMAN  
 - Finish Martin PLOWMAN 4:42.500

P15 15 GT3SA RAM Racing				Mercedes-AMG GT3			
D1: John FERGUSON		Total Stint: 14 Laps - 21:29.767 (38.58%)		Best Lap: 1:30.033 On Lap 29 @ 99.45 mph			
D2: Ulysse DE PAUW		Total Stint: 14 Laps - 28:09.532 (50.54%)		Best Lap: 1:29.600 On Lap 7 @ 99.93 mph			
STOP	IN TIME	DRIVER IN	STINT TIME	STOP TIME	TOTAL STOP TIME	OUT TIME	DRIVER OUT
1-	11:12:54.344	Ulysse DE PAUW	12:26.221	2:47.891	2:47.891	11:15:42.235	Ulysse DE PAUW
2-	11:26:20.802	Ulysse DE PAUW	10:38.567	5:04.744	7:52.635	11:31:25.546	John FERGUSON
3-	11:45:23.145	John FERGUSON	13:57.599	3:15.526	11:08.161	11:48:38.671	John FERGUSON
-	Finish	John FERGUSON	7:32.168				

P16 91 GT3SA Century Motorsport				BMW M4 GT3			
D1: Betty CHEN		Total Stint: 5 Laps - 8:40.417 (15.92%)		Best Lap: 1:42.316 On Lap 23 @ 87.51 mph			
D2: Angus FENDER		Total Stint: 19 Laps - 35:42.236 (65.53%)		Best Lap: 1:29.728 On Lap 11 @ 99.79 mph			
STOP	IN TIME	DRIVER IN	STINT TIME	STOP TIME	TOTAL STOP TIME	OUT TIME	DRIVER OUT
1-	11:03:12.290	Angus FENDER	1:44.919	2:01.456	2:01.456	11:05:13.746	Angus FENDER
2-	11:16:17.743	Angus FENDER	11:03.997	5:00.205	7:01.661	11:21:17.948	Angus FENDER
3-	11:28:49.896	Angus FENDER	7:31.948	3:04.902	10:06.563	11:31:54.798	Angus FENDER
4-	11:44:33.841	Angus FENDER	12:39.043	2:42.329	12:48.892	11:47:16.170	Betty CHEN
-	Finish	Betty CHEN	8:40.417				

P17 27 GT4PA Newbridge Motorsport				Aston Martin Vantage AMR GT4			
D1: Matt TOPHAM		Total Stint: 10 Laps - 22:02.287 (41.93%)		Best Lap: 1:35.113 On Lap 10 @ 94.14 mph			
D2: Darren TURNER		Total Stint: 14 Laps - 22:45.882 (43.32%)		Best Lap: 1:36.457 On Lap 22 @ 92.83 mph			
STOP	IN TIME	DRIVER IN	STINT TIME	STOP TIME	TOTAL STOP TIME	OUT TIME	DRIVER OUT
1-	11:14:17.196	Matt TOPHAM	11:34.067	7:45.174	7:45.174	11:22:02.370	Matt TOPHAM
2-	11:28:29.969	Matt TOPHAM	6:27.599	4:00.621	11:45.795	11:32:30.590	Darren TURNER
-	Finish	Darren TURNER	22:45.882				

P18 42 GT4S Steller Motorsport				Audi R8 LMS GT4			
D1: Richard WILLIAMS		Total Stint: 7 Laps - 11:30.255 (20.57%)		Best Lap: 1:36.968 On Lap 25 @ 92.34 mph			
D2: Sennan FIELDING		Total Stint: 17 Laps - 32:10.732 (57.55%)		Best Lap: 1:35.704 On Lap 12 @ 93.56 mph			
STOP	IN TIME	DRIVER IN	STINT TIME	STOP TIME	TOTAL STOP TIME	OUT TIME	DRIVER OUT
1-	11:09:16.756	Sennan FIELDING	9:04.936	3:19.874	3:19.874	11:12:36.630	Sennan FIELDING
2-	11:19:04.506	Sennan FIELDING	6:27.876	4:07.886	7:27.760	11:23:12.392	Sennan FIELDING
3-	11:29:38.206	Sennan FIELDING	6:25.814	2:57.946	10:25.706	11:32:36.152	Sennan FIELDING
4-	11:40:36.916	Sennan FIELDING	8:00.764	2:11.342	12:37.048	11:42:48.258	Richard WILLIAMS
5-	11:51:04.085	Richard WILLIAMS	8:15.827	1:48.343	14:25.391	11:52:52.428	Richard WILLIAMS
-	Finish	Richard WILLIAMS	3:14.428				

P19 90 GT4S Century Motorsport				BMW M4 GT4			
D1: Jack BROWN		Total Stint: 12 Laps - 19:38.007 (35.9%)		Best Lap: 1:36.733 On Lap 21 @ 92.56 mph			
D2: Will BURNS		Total Stint: 14 Laps - 30:19.972 (55.46%)		Best Lap: 1:35.862 On Lap 5 @ 93.40 mph			
STOP	IN TIME	DRIVER IN	STINT TIME	STOP TIME	TOTAL STOP TIME	OUT TIME	DRIVER OUT
1-	11:15:01.246	Will BURNS	14:38.121	2:11.944	2:11.944	11:17:13.190	Will BURNS
2-	11:26:56.840	Will BURNS	9:43.650	5:58.201	8:10.145	11:32:55.041	Jack BROWN
3-	11:47:40.177	Jack BROWN	14:45.136	2:31.652	10:41.797	11:50:11.829	Jack BROWN
-	Finish	Jack BROWN	4:52.871				

P20 9 GT4S Century Motorsport				BMW M4 GT4			
D1: Chris SALKELD		Total Stint: 12 Laps - 24:34.171 (58.64%)		Best Lap: 1:35.879 On Lap 20 @ 93.39 mph			
D2: Tom RAWLINGS		Total Stint: 8 Laps - 15:29.458 (36.97%)		Best Lap: 1:37.727 On Lap 10 @ 91.62 mph			
STOP	IN TIME	DRIVER IN	STINT TIME	STOP TIME	TOTAL STOP TIME	OUT TIME	DRIVER OUT
1-	11:08:43.120	Chris SALKELD	8:22.964	2:53.927	2:53.927	11:11:37.047	Tom RAWLINGS
2-	11:24:49.597	Tom RAWLINGS	13:12.550	2:16.908	5:10.835	11:27:06.505	Chris SALKELD
3-	11:33:42.766	Chris SALKELD	6:36.261	1:50.130	7:00.965	11:35:32.896	Chris SALKELD
4-	11:42:13.915	Chris SALKELD					

P21 51 GT4S Valluga Racing				Porsche 718 Cayman GT4 RS CS			
D1: Ross WYLIE		Total Stint: 0 Laps		Best Lap: 1:35.992 On Lap 12 @ 93.28 mph			
D2: Matthew GRAHAM		Total Stint: 23 Laps - 39:21.166 (80.43%)					
STOP	IN TIME	DRIVER IN	STINT TIME	STOP TIME	TOTAL STOP TIME	OUT TIME	DRIVER OUT
1-	11:17:40.342	Matthew GRAHAM	11:35.093	2:15.816	2:15.816	11:19:56.158	Matthew GRAHAM

# 2022 Intelligent Money British GT Championship

## TEST SESSION 1 - PIT STOP ANALYSIS

2 -	11:29:47.071	Matthew GRAHAM	9:50.913	2:15.013	4:30.829	11:32:02.084	Matthew GRAHAM
3 -	11:45:03.754	Matthew GRAHAM	13:01.670	5:03.547	9:34.376	11:50:07.301	Matthew GRAHAM
-	Finish	Matthew GRAHAM	4:53.490				

<b>P22</b>	<b>56 GT4S</b>	<b>Assetto Motorsport</b>	<b>Ginetta G56 GT4</b>				
D1: Joe WHEELER		Total Stint: 0 Laps		Best Lap: 1:36.304 On Lap 2 @ 92.98 mph			
D2: Freddie TOMLINSON		Total Stint: 2 Laps - 4:58.817 (100%)					
STOP	IN TIME	DRIVER IN	STINT TIME	STOP TIME	TOTAL STOP TIME	OUT TIME	DRIVER OUT
1 -	11:52:38.795	Freddie TOMLINSON					

<b>P23</b>	<b>26 GT4S</b>	<b>Paddock Motorsport</b>	<b>McLaren 570S GT4</b>				
D1: Ashley MARSHALL		Total Stint: 7 Laps - 15:19.389 (29.52%)		Best Lap: 1:37.439 On Lap 6 @ 91.89 mph			
D2: Moh RITSON		Total Stint: 16 Laps - 26:03.422 (50.2%)		Best Lap: 1:36.585 On Lap 17 @ 92.71 mph			
STOP	IN TIME	DRIVER IN	STINT TIME	STOP TIME	TOTAL STOP TIME	OUT TIME	DRIVER OUT

1 -	11:06:32.743	Ashley MARSHALL	1:54.572	1:48.011	1:48.011	11:08:20.754	Ashley MARSHALL
2 -	11:19:50.410	Ashley MARSHALL	11:29.656	1:55.161	3:43.172	11:21:45.571	Moh RITSON
3 -	11:29:59.125	Moh RITSON	8:13.554	3:28.806	7:11.978	11:33:27.931	Moh RITSON
4 -	11:46:26.179	Moh RITSON	12:58.248	5:14.949	12:26.927	11:51:41.128	Moh RITSON
-	Finish	Moh RITSON	4:51.620				

<b>P24</b>	<b>65 GT4S</b>	<b>Team Parker Racing</b>	<b>Porsche 718 Cayman GT4 RS CS</b>				
D1: Seb HOPKINS		Total Stint: 0 Laps		Best Lap: 1:36.771 On Lap 20 @ 92.53 mph			
D2: Jamie ORTON		Total Stint: 24 Laps - 41:43.992 (77.15%)					
STOP	IN TIME	DRIVER IN	STINT TIME	STOP TIME	TOTAL STOP TIME	OUT TIME	DRIVER OUT

1 -	11:17:22.620	Jamie ORTON	15:10.649	4:12.580	4:12.580	11:21:35.200	Jamie ORTON
2 -	11:33:13.558	Jamie ORTON	11:38.358	5:26.213	9:38.793	11:38:39.771	Jamie ORTON
3 -	11:46:51.948	Jamie ORTON	8:12.177	2:42.813	12:21.606	11:49:34.761	Jamie ORTON
4 -	11:56:17.569	Jamie ORTON					

<b>P25</b>	<b>48 GT4S</b>	<b>Toyota GAZOO Racing UK</b>	<b>Toyota GR Supra GT4</b>				
D1: Tom EDGAR		Total Stint: 12 Laps - 19:45.984 (36.53%)		Best Lap: 1:36.982 On Lap 23 @ 92.33 mph			
D2: Jordan COLLARD		Total Stint: 14 Laps - 27:02.341 (49.97%)		Best Lap: 1:36.938 On Lap 14 @ 92.37 mph			
STOP	IN TIME	DRIVER IN	STINT TIME	STOP TIME	TOTAL STOP TIME	OUT TIME	DRIVER OUT

1 -	11:03:58.126	Jordan COLLARD	1:43.079	1:22.577	1:22.577	11:05:20.703	Jordan COLLARD
2 -	11:13:31.267	Jordan COLLARD	8:10.564	3:14.619	4:37.196	11:16:45.886	Jordan COLLARD
3 -	11:23:17.234	Jordan COLLARD	6:31.348	2:41.300	7:18.496	11:25:58.534	Jordan COLLARD
4 -	11:34:07.904	Jordan COLLARD	8:09.370	2:27.980	9:46.476	11:36:35.884	Tom EDGAR
-	Finish	Tom EDGAR	19:45.984				

<b>P26</b>	<b>23 GT4S</b>	<b>R Racing</b>	<b>Aston Martin Vantage AMR GT4</b>				
D1: Josh MILLER		Total Stint: 0 Laps		Best Lap: 1:37.041 On Lap 24 @ 92.27 mph			
D2: Jamie DAY		Total Stint: 23 Laps - 40:15.772 (75.27%)					
STOP	IN TIME	DRIVER IN	STINT TIME	STOP TIME	TOTAL STOP TIME	OUT TIME	DRIVER OUT

1 -	11:09:20.066	Jamie DAY	7:21.120	2:20.991	2:20.991	11:11:41.057	Jamie DAY
2 -	11:21:32.121	Jamie DAY	9:51.064	2:31.822	4:52.813	11:24:03.943	Jamie DAY
3 -	11:35:40.646	Jamie DAY	11:36.703	5:48.531	10:41.344	11:41:29.177	Jamie DAY
4 -	11:49:42.648	Jamie DAY	8:13.471	2:32.404	13:13.748	11:52:15.052	Jamie DAY
-	Finish	Jamie DAY	3:13.414				

<b>P27</b>	<b>61 GT4S</b>	<b>Academy Motorsport</b>	<b>Ford Mustang GT4</b>				
D1: Matt COWLEY		Total Stint: 9 Laps - 19:37.497 (38.03%)		Best Lap: 1:37.054 On Lap 8 @ 92.26 mph			
D2: Marco SIGNORETTI		Total Stint: 9 Laps - 15:03.862 (29.19%)		Best Lap: 1:38.521 On Lap 16 @ 90.88 mph			
STOP	IN TIME	DRIVER IN	STINT TIME	STOP TIME	TOTAL STOP TIME	OUT TIME	DRIVER OUT

1 -	11:02:42.945	Matt COWLEY	1:42.237	1:12.972	1:12.972	11:03:55.917	Matt COWLEY
2 -	11:09:57.112	Matt COWLEY	6:01.195	13:23.929	14:36.901	11:23:21.041	Matt COWLEY
3 -	11:31:39.041	Matt COWLEY	8:18.000	2:17.701	16:54.602	11:33:56.742	Matt COWLEY
4 -	11:35:39.269	Matt COWLEY	1:42.527	1:53.538	18:48.140	11:37:32.807	Marco SIGNORETTI
5 -	11:52:36.669	Marco SIGNORETTI					

<b>P28</b>	<b>68 GT4PA</b>	<b>Team BRIT</b>	<b>McLaren 570S GT4</b>				
D1: Aaron MORGAN		Total Stint: 15 Laps - 25:29.535 (45.4%)		Best Lap: 1:39.173 On Lap 26 @ 90.29 mph			
D2: Bobby TRUNDLEY		Total Stint: 10 Laps - 22:48.865 (40.64%)		Best Lap: 1:39.843 On Lap 8 @ 89.68 mph			
STOP	IN TIME	DRIVER IN	STINT TIME	STOP TIME	TOTAL STOP TIME	OUT TIME	DRIVER OUT

1 -	11:10:26.500	Bobby TRUNDLEY	10:09.440	2:35.585	2:35.585	11:13:02.085	Bobby TRUNDLEY
-----	--------------	----------------	-----------	----------	----------	--------------	----------------

## 2022 Intelligent Money British GT Championship

### TEST SESSION 1 - PIT STOP ANALYSIS

2 -	11:21:26.461	Bobby TRUNDLEY	8:24.376	4:15.049	6:50.634	11:25:41.510	Aaron MORGAN
3 -	11:31:02.046	Aaron MORGAN	5:20.536	5:14.667	12:05.301	11:36:16.713	Aaron MORGAN
-	Finish	Aaron MORGAN	20:08.999				

<b>P29</b>	<b>7 GT4PA</b>	<b>Motus One Racing</b>	<b>McLaren 570S GT4</b>				
D1: Ed MCDERMOTT	Total Stint: 0 Laps						
D2: Michael BROADHURST	Total Stint: 0 Laps - 1:46.014 (100%)						
STOP	IN TIME	DRIVER IN	STINT TIME	STOP TIME	TOTAL STOP TIME	OUT TIME	DRIVER OUT
1 -	11:03:09.491	Michael BROADHURST					

# 2022 Intelligent Money British GT Championship

## TEST SESSION 1 - STATISTICS

<b>Competitors Started</b>	29
<b>Planned Start</b>	2022-05-26 @ 11:00:00.000
<b>Actual Start</b>	2022-05-26 @ 11:00:00.000
<b>Finish Time</b>	2022-05-26 @ 11:55:00.000
<b>Track Length</b>	2.4873mi.
<b>Total Laps</b>	670
<b>Total Distance Covered</b>	1666.5237mi.

### Session Fastest Lap History

NO	CL	NAME	LAP TIME	TIME OF DAY	LAP	VEHICLE
2	GT3SA	<b>Team Rocket RJN</b> <i>J. KELL</i>	<b>1:32.142</b>	11:03:38.023	2	McLaren 720S GT3
22	GT3PA	<b>Balfe Motorsport</b> <i>A. CARROLL</i>	<b>1:29.622</b>	11:04:16.536	2	Audi R8 LMS Evo II GT3
5	GT3SA	<b>Greystone GT</b> <i>L. PROCTOR</i>	<b>1:29.340</b>	11:04:30.537	2	McLaren 720S GT3
77	GT3PA	<b>Enduro Motorsport</b> <i>M. TILLBROOK</i>	<b>1:28.713</b>	11:04:40.839	2	McLaren 720S GT3
77	GT3PA	<b>Enduro Motorsport</b> <i>M. TILLBROOK</i>	<b>1:28.523</b>	11:06:09.362	3	McLaren 720S GT3
6	GT3PA	<b>RAM Racing</b> <i>C. MACLEOD</i>	<b>1:28.403</b>	11:07:33.098	4	Mercedes-AMG GT3
77	GT3PA	<b>Enduro Motorsport</b> <i>M. TILLBROOK</i>	<b>1:27.561</b>	11:07:36.923	4	McLaren 720S GT3
77	GT3PA	<b>Enduro Motorsport</b> <i>M. TILLBROOK</i>	<b>1:27.515</b>	11:09:04.438	5	McLaren 720S GT3
18	GT3PA	<b>WPI Motorsport</b> <i>P. KEEN</i>	<b>1:27.461</b>	11:14:44.270	6	Lamborghini Huracan GT3 Evo
18	GT3PA	<b>WPI Motorsport</b> <i>P. KEEN</i>	<b>1:27.443</b>	11:16:11.713	7	Lamborghini Huracan GT3 Evo
77	GT3PA	<b>Enduro Motorsport</b> <i>M. TILLBROOK</i>	<b>1:27.324</b>	11:18:40.490	9	McLaren 720S GT3
77	GT3PA	<b>Enduro Motorsport</b> <i>M. TILLBROOK</i>	<b>1:27.312</b>	11:20:07.802	10	McLaren 720S GT3
77	GT3PA	<b>Enduro Motorsport</b> <i>M. TILLBROOK</i>	<b>1:27.303</b>	11:26:24.288	13	McLaren 720S GT3
77	GT3PA	<b>Enduro Motorsport</b> <i>M. TILLBROOK</i>	<b>1:26.942</b>	11:27:51.230	14	McLaren 720S GT3

### Flag History

TYPE	TIME OF DAY
GREEN	11:00:00.000
FINISH	11:55:00.000

### Flag Statistics

TYPE	COUNT	TOTAL LAPS	TOTAL TIME
Green	1	31	58:38.447
Red	0	0	0.000
Safety Car	0	0	0.000
FCY	0	0	0.000



# 2022 Intelligent Money British GT Championship

## TEST SESSION 1 - STATISTICS

CLASS : GT3SA

6 Starters

### Fastest Lap History

NO	NAME	LAP TIME	TIME OF DAY	LAP	VEHICLE
2	<b>Team Rocket RJN</b> <i>J. KELL</i>	<b>1:32.142</b>	11:03:38.023	2	McLaren 720S GT3
5	<b>Greystone GT</b> <i>L. PROCTOR</i>	<b>1:29.340</b>	11:04:30.537	2	McLaren 720S GT3
5	<b>Greystone GT</b> <i>L. PROCTOR</i>	<b>1:28.738</b>	11:05:59.275	3	McLaren 720S GT3
2	<b>Team Rocket RJN</b> <i>J. KELL</i>	<b>1:28.571</b>	11:08:05.607	5	McLaren 720S GT3
5	<b>Greystone GT</b> <i>L. PROCTOR</i>	<b>1:28.410</b>	11:10:29.209	6	McLaren 720S GT3
32	<b>Redline Racing</b> <i>J. DORLIN</i>	<b>1:28.234</b>	11:20:56.683	9	Lamborghini Huracan GT3 Evo

# 2022 Intelligent Money British GT Championship

## TEST SESSION 1 - STATISTICS

CLASS : GT3PA

10 Starters

### Fastest Lap History

NO	NAME	LAP TIME	TIME OF DAY	LAP	VEHICLE
18	<b>WPI Motorsport</b> <i>P. KEEN</i>	<b>1:35.103</b>	11:03:51.609	2	Lamborghini Huracan GT3 Evo
22	<b>Balfe Motorsport</b> <i>A. CARROLL</i>	<b>1:29.622</b>	11:04:16.536	2	Audi R8 LMS Evo II GT3
77	<b>Enduro Motorsport</b> <i>M. TILLBROOK</i>	<b>1:28.713</b>	11:04:40.839	2	McLaren 720S GT3
77	<b>Enduro Motorsport</b> <i>M. TILLBROOK</i>	<b>1:28.523</b>	11:06:09.362	3	McLaren 720S GT3
6	<b>RAM Racing</b> <i>C. MACLEOD</i>	<b>1:28.403</b>	11:07:33.098	4	Mercedes-AMG GT3
77	<b>Enduro Motorsport</b> <i>M. TILLBROOK</i>	<b>1:27.561</b>	11:07:36.923	4	McLaren 720S GT3
77	<b>Enduro Motorsport</b> <i>M. TILLBROOK</i>	<b>1:27.515</b>	11:09:04.438	5	McLaren 720S GT3
18	<b>WPI Motorsport</b> <i>P. KEEN</i>	<b>1:27.461</b>	11:14:44.270	6	Lamborghini Huracan GT3 Evo
18	<b>WPI Motorsport</b> <i>P. KEEN</i>	<b>1:27.443</b>	11:16:11.713	7	Lamborghini Huracan GT3 Evo
77	<b>Enduro Motorsport</b> <i>M. TILLBROOK</i>	<b>1:27.324</b>	11:18:40.490	9	McLaren 720S GT3
77	<b>Enduro Motorsport</b> <i>M. TILLBROOK</i>	<b>1:27.312</b>	11:20:07.802	10	McLaren 720S GT3
77	<b>Enduro Motorsport</b> <i>M. TILLBROOK</i>	<b>1:27.303</b>	11:26:24.288	13	McLaren 720S GT3
77	<b>Enduro Motorsport</b> <i>M. TILLBROOK</i>	<b>1:26.942</b>	11:27:51.230	14	McLaren 720S GT3

# 2022 Intelligent Money British GT Championship

## TEST SESSION 1 - STATISTICS

CLASS : GT4S

10 Starters

### Fastest Lap History

NO	NAME	LAP TIME	TIME OF DAY	LAP	VEHICLE
9	Century Motorsport <i>C. SALKELD</i>	1:40.087	11:03:41.569	2	BMW M4 GT4
90	Century Motorsport <i>W. BURNS</i>	1:38.002	11:03:42.941	2	BMW M4 GT4
90	Century Motorsport <i>W. BURNS</i>	1:37.412	11:05:20.353	3	BMW M4 GT4
90	Century Motorsport <i>W. BURNS</i>	1:37.023	11:06:57.376	4	BMW M4 GT4
90	Century Motorsport <i>W. BURNS</i>	1:35.862	11:08:33.238	5	BMW M4 GT4
42	Steller Motorsport <i>S. FIELDING</i>	1:35.704	11:28:00.115	12	Audi R8 LMS GT4

# 2022 Intelligent Money British GT Championship

## TEST SESSION 1 - STATISTICS

CLASS : GT4PA

3 Starters

### Fastest Lap History

NO	NAME	LAP TIME	TIME OF DAY	LAP	VEHICLE
68	<b>Team BRIT</b> <i>B. TRUNDLEY</i>	<b>1:40.920</b>	11:03:40.868	2	McLaren 570S GT4
27	<b>Newbridge Motorsport</b> <i>M. TOPHAM</i>	<b>1:40.043</b>	11:06:08.664	2	Aston Martin Vantage AMR GT4
27	<b>Newbridge Motorsport</b> <i>M. TOPHAM</i>	<b>1:35.907</b>	11:07:44.571	3	Aston Martin Vantage AMR GT4
27	<b>Newbridge Motorsport</b> <i>M. TOPHAM</i>	<b>1:35.380</b>	11:10:56.962	5	Aston Martin Vantage AMR GT4
27	<b>Newbridge Motorsport</b> <i>M. TOPHAM</i>	<b>1:35.113</b>	11:26:47.602	10	Aston Martin Vantage AMR GT4

## 2022 Intelligent Money British GT Championship

### TEST SESSION 2 - CLASSIFICATION

POS	NO	CL	PIC	TEAM / DRIVERS	CAR	TIME	ON	LAPS	GAP	DIFF	MPH
1	66	GT3PA	1	Team Parker Racing Nick JONES (GBR) / Scott MALVERN (GBR)	Porsche 911 GT3 R	1:26.933	11	18			103.00
2	8	GT3SA	1	Team Abba Racing Richard NEARY (GBR) / Sam NEARY (GBR)	Mercedes-AMG GT3	1:27.035	4	11	0.102	0.102	102.88
3	77	GT3PA	2	Enduro Motorsport Morgan TILLBROOK (GBR) / Marcus CLUTTON (GBR)	McLaren 720S GT3	1:27.184	10	20	0.251	0.149	102.70
4	4	GT3PA	3	2 Seas Motorsport James COTTINGHAM (GBR) / Lewis WILLIAMSON (GBR)	Mercedes-AMG GT3	1:27.335	19	21	0.402	0.151	102.52
5	6	GT3PA	4	RAM Racing Ian LOGGIE (GBR) / Callum MACLEOD (GBR)	Mercedes-AMG GT3	1:27.405	18	22	0.472	0.070	102.44
6	32	GT3SA	2	Redline Racing Alex MALYKHIN (GBR) / James DORLIN (GBR)	Lamborghini Huracan GT3 Evo	1:27.407	3	22	0.474	0.002	102.44
7	5	GT3SA	3	Greystone GT Stewart PROCTOR (GBR) / Lewis PROCTOR (GBR)	McLaren 720S GT3	1:27.464	14	18	0.531	0.057	102.37
8	22	GT3PA	5	Balfe Motorsport Shaun BALFE (GBR) / Adam CARROLL (GBR)	Audi R8 LMS Evo II GT3	1:27.722	3	19	0.789	0.258	102.07
9	15	GT3SA	4	RAM Racing John FERGUSON (GBR) / Ulysse DE PAUW (BEL)	Mercedes-AMG GT3	1:27.748	19	20	0.815	0.026	102.04
10	40	GT3PA	6	Fox Motorsport Nick HALSTEAD (GBR) / Rob BELL (GBR)	McLaren 720S GT3	1:28.027	19	21	1.094	0.279	101.72
11	3	GT3SA	5	Assetto Motorsport Mark SANSON (GBR) / Will TREGURTHA (GBR)	Bentley Continental GT3	1:28.045	8	18	1.112	0.018	101.70
12	76	GT3PA	7	7TSIX Mia FLEWITT (SWE) / Euan HANKEY (GBR)	McLaren 720S GT3	1:28.076	10	21	1.143	0.031	101.66
13	91	GT3SA	6	Century Motorsport Betty CHEN (TPE) / Angus FENDER (GBR)	BMW M4 GT3	1:28.128	20	22	1.195	0.052	101.60
14	18	GT3PA	8	WPI Motorsport Michael GOE (GBR) / Phil KEEN (GBR)	Lamborghini Huracan GT3 Evo	1:28.144	7	22	1.211	0.016	101.58
15	2	GT3SA	7	Team Rocket RJN Simon WATTS (GBR) / James KELL (GBR)	McLaren 720S GT3	1:28.211	20	22	1.278	0.067	101.51
16	72	GT3PA	9	Barwell Motorsport Adam BALON (GBR) / Sandy MITCHELL (GBR)	Lamborghini Huracan GT3 Evo	1:28.769	3	21	1.836	0.558	100.87
17	11	GT3PA	10	Paddock Motorsport Kelvin FLETCHER (GBR) / Martin PLOWMAN (GBR)	McLaren 720S GT3	1:29.461	4	11	2.528	0.692	100.09
18	42	GT4S	1	Steller Motorsport Richard WILLIAMS (GBR) / Sennan FIELDING (GBR)	Audi R8 LMS GT4	1:35.182	11	19	8.249	5.721	94.07
19	90	GT4S	2	Century Motorsport Jack BROWN (GBR) / Will BURNS (GBR)	BMW M4 GT4	1:35.205	15	18	8.272	0.023	94.05
20	23	GT4S	3	R Racing Josh MILLER (GBR) / Jamie DAY (GBR)	Aston Martin Vantage AMR GT4	1:35.245	9	18	8.312	0.040	94.01
21	27	GT4PA	1	Newbridge Motorsport Matt TOPHAM (GBR) / Darren TURNER (GBR)	Aston Martin Vantage AMR GT4	1:35.507	8	22	8.574	0.262	93.75
22	56	GT4S	4	Assetto Motorsport Joe WHEELER (GBR) / Freddie TOMLINSON (GBR)	Ginetta G56 GT4	1:35.715	17	19	8.782	0.208	93.55
23	9	GT4S	5	Century Motorsport Chris SALKELD (GBR) / Tom RAWLINGS (GBR)	BMW M4 GT4	1:35.788	18	19	8.855	0.073	93.48
24	61	GT4S	6	Academy Motorsport Matt COWLEY (GBR) / Marco SIGNORETTI (CAN)	Ford Mustang GT4	1:36.332	15	19	9.399	0.544	92.95
25	51	GT4S	7	Valluga Racing Ross WYLIE (GBR) / Matthew GRAHAM (GBR)	Porsche 718 Cayman GT4 RS CS	1:36.475	20	21	9.542	0.143	92.81
26	26	GT4S	8	Paddock Motorsport Ashley MARSHALL (GBR) / Moh RITSON (GBR)	McLaren 570S GT4	1:36.914	6	15	9.981	0.439	92.39
27	65	GT4S	9	Team Parker Racing Seb HOPKINS (GBR) / Jamie ORTON (GBR)	Porsche 718 Cayman GT4 RS CS	1:37.112	4	13	10.179	0.198	92.20
28	68	GT4PA	2	Team BRIT Aaron MORGAN (GBR) / Bobby TRUNDLEY (GBR)	McLaren 570S GT4	1:37.194	10	20	10.261	0.082	92.12
29	48	GT4S	10	Toyota GAZOO Racing UK Tom EDGAR (GBR) / Jordan COLLARD (GBR)	Toyota GR Supra GT4	1:37.235	7	14	10.302	0.041	92.09

Weather / Track : Overcast / Dry

Donington Park GP: 2.4873 miles  
Date: 26/05/2022 Start: 13:45 Finish: 00:00

Results can be found at [www.tsl-timing.com](http://www.tsl-timing.com)

Printed - 14:41 Thursday, 26 May 2022

## 2022 Intelligent Money British GT Championship

### TEST SESSION 2 - CLASSIFICATION BY CATEGORY

#### CATEGORY : GT3

POS	NO	CL	TEAM / DRIVERS	CAR	TIME	ON	LAPS	GAP	DIFF	MPH
1	66	GT3PA	Team Parker Racing Nick JONES (GBR) / Scott MALVERN (GBR)	Porsche 911 GT3 R	1:26.933	11	18			103.00
2	8	GT3SA	Team Abba Racing Richard NEARY (GBR) / Sam NEARY (GBR)	Mercedes-AMG GT3	1:27.035	4	11	0.102	0.102	102.88
3	77	GT3PA	Enduro Motorsport Morgan TILLBROOK (GBR) / Marcus CLUTTON (GBR)	McLaren 720S GT3	1:27.184	10	20	0.251	0.149	102.70
4	4	GT3PA	2 Seas Motorsport James COTTINGHAM (GBR) / Lewis WILLIAMSON (GBR)	Mercedes-AMG GT3	1:27.335	19	21	0.402	0.151	102.52
5	6	GT3PA	RAM Racing Ian LOGGIE (GBR) / Callum MACLEOD (GBR)	Mercedes-AMG GT3	1:27.405	18	22	0.472	0.070	102.44
6	32	GT3SA	Redline Racing Alex MALYKHIN (GBR) / James DORLIN (GBR)	Lamborghini Huracan GT3 Evo	1:27.407	3	22	0.474	0.002	102.44
7	5	GT3SA	Greystone GT Stewart PROCTOR (GBR) / Lewis PROCTOR (GBR)	McLaren 720S GT3	1:27.464	14	18	0.531	0.057	102.37
8	22	GT3PA	Balfe Motorsport Shaun BALFE (GBR) / Adam CARROLL (GBR)	Audi R8 LMS Evo II GT3	1:27.722	3	19	0.789	0.258	102.07
9	15	GT3SA	RAM Racing John FERGUSON (GBR) / Ulysse DE PAUW (BEL)	Mercedes-AMG GT3	1:27.748	19	20	0.815	0.026	102.04
10	40	GT3PA	Fox Motorsport Nick HALSTEAD (GBR) / Rob BELL (GBR)	McLaren 720S GT3	1:28.027	19	21	1.094	0.279	101.72
11	3	GT3SA	Assetto Motorsport Mark SANSOM (GBR) / Will TREGURTHA (GBR)	Bentley Continental GT3	1:28.045	8	18	1.112	0.018	101.70
12	76	GT3PA	7TSIX Mia FLEWITT (SWE) / Euan HANKEY (GBR)	McLaren 720S GT3	1:28.076	10	21	1.143	0.031	101.66
13	91	GT3SA	Century Motorsport Betty CHEN (TPE) / Angus FENDER (GBR)	BMW M4 GT3	1:28.128	20	22	1.195	0.052	101.60
14	18	GT3PA	WPI Motorsport Michael IGOE (GBR) / Phil KEEN (GBR)	Lamborghini Huracan GT3 Evo	1:28.144	7	22	1.211	0.016	101.58
15	2	GT3SA	Team Rocket RJN Simon WATTS (GBR) / James KELL (GBR)	McLaren 720S GT3	1:28.211	20	22	1.278	0.067	101.51
16	72	GT3PA	Barwell Motorsport Adam BALON (GBR) / Sandy MITCHELL (GBR)	Lamborghini Huracan GT3 Evo	1:28.769	3	21	1.836	0.558	100.87
17	11	GT3PA	Paddock Motorsport Kelvin FLETCHER (GBR) / Martin PLOWMAN (GBR)	McLaren 720S GT3	1:29.461	4	11	2.528	0.692	100.09

#### CATEGORY : GT4

POS	NO	CL	TEAM / DRIVERS	CAR	TIME	ON	LAPS	GAP	DIFF	MPH
1	42	GT4S	Steller Motorsport Richard WILLIAMS (GBR) / Sennan FIELDING (GBR)	Audi R8 LMS GT4	1:35.182	11	19			94.07
2	90	GT4S	Century Motorsport Jack BROWN (GBR) / Will BURNS (GBR)	BMW M4 GT4	1:35.205	15	18	0.023	0.023	94.05
3	23	GT4S	R Racing Josh MILLER (GBR) / Jamie DAY (GBR)	Aston Martin Vantage AMR GT4	1:35.245	9	18	0.063	0.040	94.01
4	27	GT4PA	Newbridge Motorsport Matt TOPHAM (GBR) / Darren TURNER (GBR)	Aston Martin Vantage AMR GT4	1:35.507	8	22	0.325	0.262	93.75
5	56	GT4S	Assetto Motorsport Joe WHEELER (GBR) / Freddie TOMLINSON (GBR)	Ginetta G56 GT4	1:35.715	17	19	0.533	0.208	93.55
6	9	GT4S	Century Motorsport Chris SALKELD (GBR) / Tom RAWLINGS (GBR)	BMW M4 GT4	1:35.788	18	19	0.606	0.073	93.48
7	61	GT4S	Academy Motorsport Matt COWLEY (GBR) / Marco SIGNORETTI (CAN)	Ford Mustang GT4	1:36.332	15	19	1.150	0.544	92.95
8	51	GT4S	Valluga Racing Ross WYLIE (GBR) / Matthew GRAHAM (GBR)	Porsche 718 Cayman GT4 RS CS	1:36.475	20	21	1.293	0.143	92.81
9	26	GT4S	Paddock Motorsport Ashley MARSHALL (GBR) / Moh RITSON (GBR)	McLaren 570S GT4	1:36.914	6	15	1.732	0.439	92.39
10	65	GT4S	Team Parker Racing Seb HOPKINS (GBR) / Jamie ORTON (GBR)	Porsche 718 Cayman GT4 RS CS	1:37.112	4	13	1.930	0.198	92.20
11	68	GT4PA	Team BRIT Aaron MORGAN (GBR) / Bobby TRUNDLEY (GBR)	McLaren 570S GT4	1:37.194	10	20	2.012	0.082	92.12
12	48	GT4S	Toyota GAZOO Racing UK Tom EDGAR (GBR) / Jordan COLLARD (GBR)	Toyota GR Supra GT4	1:37.235	7	14	2.053	0.041	92.09

Weather / Track : Overcast / Dry

Donington Park GP: 2.4873 miles  
Date: 26/05/2022 Start: 13:45 Finish: 00:00

Results can be found at [www.tsl-timing.com](http://www.tsl-timing.com)

Printed - 14:42 Thursday, 26 May 2022

## 2022 Intelligent Money British GT Championship

### TEST SESSION 2 - CLASSIFICATION BY CLASS

#### CLASS : GT3 - GT3SA

POS	NO	TEAM / DRIVERS	CAR	TIME	ON	LAPS	GAP	DIFF	MPH
1	8	<b>Team Abba Racing</b> Richard NEARY (GBR) / Sam NEARY (GBR)	Mercedes-AMG GT3	<b>1:27.035</b>	4	11			102.88
2	32	<b>Redline Racing</b> Alex MALYKHIN (GBR) / James DORLIN (GBR)	Lamborghini Huracan GT3 Evo	<b>1:27.407</b>	3	22	<b>0.372</b>	0.372	102.44
3	5	<b>Greystone GT</b> Stewart PROCTOR (GBR) / Lewis PROCTOR (GBR)	McLaren 720S GT3	<b>1:27.464</b>	14	18	<b>0.429</b>	0.057	102.37
4	15	<b>RAM Racing</b> John FERGUSON (GBR) / Ulysse DE PAUW (BEL)	Mercedes-AMG GT3	<b>1:27.748</b>	19	20	<b>0.713</b>	0.284	102.04
5	3	<b>Assetto Motorsport</b> Mark SANSOM (GBR) / Will TREGURTHA (GBR)	Bentley Continental GT3	<b>1:28.045</b>	8	18	<b>1.010</b>	0.297	101.70
6	91	<b>Century Motorsport</b> Betty CHEN (TPE) / Angus FENDER (GBR)	BMW M4 GT3	<b>1:28.128</b>	20	22	<b>1.093</b>	0.083	101.60
7	2	<b>Team Rocket RJN</b> Simon WATTS (GBR) / James KELL (GBR)	McLaren 720S GT3	<b>1:28.211</b>	20	22	<b>1.176</b>	0.083	101.51

#### CLASS : GT3 - GT3PA

POS	NO	TEAM / DRIVERS	CAR	TIME	ON	LAPS	GAP	DIFF	MPH
1	66	<b>Team Parker Racing</b> Nick JONES (GBR) / Scott MALVERN (GBR)	Porsche 911 GT3 R	<b>1:26.933</b>	11	18			103.00
2	77	<b>Enduro Motorsport</b> Morgan TILLBROOK (GBR) / Marcus CLUTTON (GBR)	McLaren 720S GT3	<b>1:27.184</b>	10	20	<b>0.251</b>	0.251	102.70
3	4	<b>2 Seas Motorsport</b> James COTTINGHAM (GBR) / Lewis WILLIAMSON (GBR)	Mercedes-AMG GT3	<b>1:27.335</b>	19	21	<b>0.402</b>	0.151	102.52
4	6	<b>RAM Racing</b> Ian LOGGIE (GBR) / Callum MACLEOD (GBR)	Mercedes-AMG GT3	<b>1:27.405</b>	18	22	<b>0.472</b>	0.070	102.44
5	22	<b>Balfe Motorsport</b> Shaun BALFE (GBR) / Adam CARROLL (GBR)	Audi R8 LMS Evo II GT3	<b>1:27.722</b>	3	19	<b>0.789</b>	0.317	102.07
6	40	<b>Fox Motorsport</b> Nick HALSTEAD (GBR) / Rob BELL (GBR)	McLaren 720S GT3	<b>1:28.027</b>	19	21	<b>1.094</b>	0.305	101.72
7	76	<b>7TSIX</b> Mia FLEWITT (SWE) / Euan HANKEY (GBR)	McLaren 720S GT3	<b>1:28.076</b>	10	21	<b>1.143</b>	0.049	101.66
8	18	<b>WPI Motorsport</b> Michael IGOE (GBR) / Phil KEEN (GBR)	Lamborghini Huracan GT3 Evo	<b>1:28.144</b>	7	22	<b>1.211</b>	0.068	101.58
9	72	<b>Barwell Motorsport</b> Adam BALON (GBR) / Sandy MITCHELL (GBR)	Lamborghini Huracan GT3 Evo	<b>1:28.769</b>	3	21	<b>1.836</b>	0.625	100.87
10	11	<b>Paddock Motorsport</b> Kelvin FLETCHER (GBR) / Martin PLOWMAN (GBR)	McLaren 720S GT3	<b>1:29.461</b>	4	11	<b>2.528</b>	0.692	100.09

#### CLASS : GT4 - GT4S

POS	NO	TEAM / DRIVERS	CAR	TIME	ON	LAPS	GAP	DIFF	MPH
1	42	<b>Steller Motorsport</b> Richard WILLIAMS (GBR) / Sennan FIELDING (GBR)	Audi R8 LMS GT4	<b>1:35.182</b>	11	19			94.07
2	90	<b>Century Motorsport</b> Jack BROWN (GBR) / Will BURNS (GBR)	BMW M4 GT4	<b>1:35.205</b>	15	18	<b>0.023</b>	0.023	94.05
3	23	<b>R Racing</b> Josh MILLER (GBR) / Jamie DAY (GBR)	Aston Martin Vantage AMR GT4	<b>1:35.245</b>	9	18	<b>0.063</b>	0.040	94.01
4	56	<b>Assetto Motorsport</b> Joe WHEELER (GBR) / Freddie TOMLINSON (GBR)	Ginetta G56 GT4	<b>1:35.715</b>	17	19	<b>0.533</b>	0.470	93.55
5	9	<b>Century Motorsport</b> Chris SALKELD (GBR) / Tom RAWLINGS (GBR)	BMW M4 GT4	<b>1:35.788</b>	18	19	<b>0.606</b>	0.073	93.48
6	61	<b>Academy Motorsport</b> Matt COWLEY (GBR) / Marco SIGNORETTI (CAN)	Ford Mustang GT4	<b>1:36.332</b>	15	19	<b>1.150</b>	0.544	92.95
7	51	<b>Valluga Racing</b> Ross WYLIE (GBR) / Matthew GRAHAM (GBR)	Porsche 718 Cayman GT4 RS CS	<b>1:36.475</b>	20	21	<b>1.293</b>	0.143	92.81
8	26	<b>Paddock Motorsport</b> Ashley MARSHALL (GBR) / Moh RITSON (GBR)	McLaren 570S GT4	<b>1:36.914</b>	6	15	<b>1.732</b>	0.439	92.39
9	65	<b>Team Parker Racing</b> Seb HOPKINS (GBR) / Jamie ORTON (GBR)	Porsche 718 Cayman GT4 RS CS	<b>1:37.112</b>	4	13	<b>1.930</b>	0.198	92.20
10	48	<b>Toyota GAZOO Racing UK</b> Tom EDGAR (GBR) / Jordan COLLARD (GBR)	Toyota GR Supra GT4	<b>1:37.235</b>	7	14	<b>2.053</b>	0.123	92.09

Weather / Track : Overcast / Dry

Donington Park GP: 2.4873 miles  
Date: 26/05/2022 Start: 13:45 Finish: 00:00

Results can be found at [www.tsl-timing.com](http://www.tsl-timing.com)

Page 1 of 2

Printed - 14:40 Thursday, 26 May 2022

## 2022 Intelligent Money British GT Championship

### TEST SESSION 2 - CLASSIFICATION BY CLASS

**CLASS : GT4 - GT4PA**

POS	NO	TEAM / DRIVERS	CAR	TIME	ON	LAPS	GAP	DIFF	MPH
1	27	Newbridge Motorsport Matt TOPHAM (GBR) / Darren TURNER (GBR)	Aston Martin Vantage AMR GT4	<b>1:35.507</b>	8	22			93.75
2	68	Team BRIT Aaron MORGAN (GBR) / Bobby TRUNDLEY (GBR)	McLaren 570S GT4	<b>1:37.194</b>	10	20	1.687	1.687	92.12

Weather / Track : Overcast / Dry

Donington Park GP: 2.4873 miles  
Date: 26/05/2022 Start: 13:45 Finish: 00:00

Results can be found at [www.tsl-timing.com](http://www.tsl-timing.com)

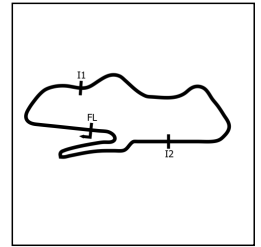
Page 2 of 2

Printed - 14:40 Thursday, 26 May 2022



# 2022 Intelligent Money British GT Championship

## TEST SESSION 2 - SECTOR ANALYSIS



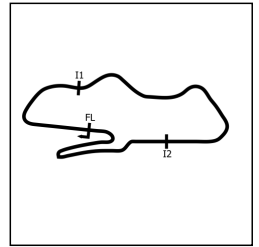
SECTOR 1 = FL to I1, SECTOR 2 = I1 to I2, SECTOR 3 = I2 to FL, DIFF = Difference To Personal Best Lap, P = Crossed Finish Line in Pit Lane, D = Time Disallowed

P1		66 GT3PA Team Parker Racing			Porsche 911 GT3 R		
IDEAL LAP TIME : 1:26.682		BEST LAP TIME : 1:26.933			DIFFERENCE : 0.251		
D1: Nick JONES		D2: Scott MALVERN					
LAP	SECTOR 1	SECTOR 2	SECTOR 3	LAP TIME	MPH	DIFF	TIME OF DAY
1 - D2	OUTLAP	120.4	37.360	129.0	39.052	101.0	
2 - D2	19.344	144.9	34.914	138.6	35.174	<b>102.9</b>	1:29.432
3 - D2	<b>19.072</b>	146.5	34.306	139.5	34.838	98.8	1:28.216
4 - D2	19.398	145.8	34.403	138.6	33.703	100.9	1:27.504
5 - D2	19.110	<b>147.1</b>	34.452	139.5	33.548	101.9	1:27.110 (3)
6 - D2	19.779	137.7	36.705	138.3	IN PIT		1:32.108 P
7 - D2	OUTLAP	140.6	34.977	137.2	34.815	102.7	3:34.730
8 - D2	19.177	145.5	34.688	139.2	35.121	101.8	1:28.986
9 - D2	19.261	146.2	34.665	137.7	33.721	101.5	1:27.647
10 - D2	19.229	145.8	34.408	138.6	<b>33.424</b>	101.2	1:27.061 (2)
<b>11 - D2</b>	19.077	146.5	<b>34.186</b>	<b>140.3</b>	33.670	<b>102.9</b>	<b>1:26.933 (1)</b>
12 - D2	19.499	142.4	36.108	139.2	IN PIT		1:30.884 P
13 - D1	OUTLAP	128.8	37.235	136.1	35.613	100.6	4:01.196
14 - D1	19.801	136.1	9:14.781	66.7	IN PIT		9:57.255 P
15 - D1	OUTLAP	119.6	37.516	135.8	36.556	88.5	7:45.071
16 - D1	21.202	133.1	36.182	136.9	35.364	98.6	1:32.748
17 - D1	20.120	136.6	36.792	135.8	35.496	99.4	1:32.408
18 - D1	20.086	130.8	37.366	136.9	IN PIT		1:35.203 P

P2		8 GT3SA Team Abba Racing			Mercedes-AMG GT3		
IDEAL LAP TIME : 1:26.949		BEST LAP TIME : 1:27.035			DIFFERENCE : 0.086		
D1: Richard NEARY		D2: Sam NEARY					
LAP	SECTOR 1	SECTOR 2	SECTOR 3	LAP TIME	MPH	DIFF	TIME OF DAY
1 - D2	OUTLAP	111.4	37.646	129.0	39.701	103.0	
2 - D2	<b>19.026</b>	148.1	34.479	<b>140.6</b>	33.881	101.5	1:27.386 (3)
3 - D2	19.164	144.6	35.330	136.9	38.009	102.7	1:32.503
<b>4 - D2</b>	19.112	147.8	<b>34.146</b>	139.8	<b>33.777</b>	101.8	<b>1:27.035 (1)</b>
5 - D2	19.394	148.1	34.181	139.2	IN PIT		1:29.386 P
6 - D2	OUTLAP	146.8	34.917	138.0	35.938	101.8	11:17.915
7 - D2	19.401	146.2	34.363	139.2	34.222	<b>103.2</b>	1:27.986
8 - D2	19.528	129.0	35.283	139.5	34.296	101.6	1:29.107
9 - D2	19.128	<b>148.7</b>	34.302	138.9	33.917	102.1	1:27.347 (2)
10 - D2	19.222	146.2	34.956	140.1	IN PIT		1:28.931 P
11 - D2	OUTLAP	144.3	35.013	138.0	IN PIT		15:41.752 P

# 2022 Intelligent Money British GT Championship

## TEST SESSION 2 - SECTOR ANALYSIS



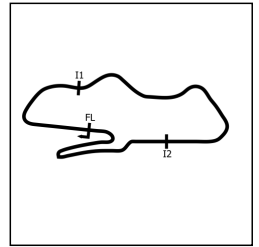
SECTOR 1 = FL to I1, SECTOR 2 = I1 to I2, SECTOR 3 = I2 to FL, DIFF = Difference To Personal Best Lap, P = Crossed Finish Line in Pit Lane, D = Time Disallowed

P3		77 GT3PA		Enduro Motorsport		McLaren 720S GT3					
IDEAL LAP TIME : 1:27.013		BEST LAP TIME : 1:27.184		DIFFERENCE : 0.171							
D1: Morgan TILLBROOK		D2: Marcus CLUTTON									
LAP		SECTOR 1		SECTOR 2		SECTOR 3		LAP TIME	MPH	DIFF	TIME OF DAY
1 - D2	OUTLAP	130.8	35.745	137.2	36.124	100.3					13:48:38.252
2 - D2	19.309	145.8	36.802	138.9	37.936	103.5	1:34.047	95.21	6.863		13:50:12.299
3 - D2	19.214	144.9	34.524	140.1	35.741	102.4	1:29.479	100.07	2.295		13:51:41.778
4 - D2	19.248	145.8	34.409	139.8	34.119	100.7	1:27.776 (3)	102.01	0.592		13:53:09.554
5 - D2	19.468	145.5	34.739	139.5	34.316	102.2	1:28.523	101.15	1.339		13:54:38.077
6 - D2	19.247	146.5	34.857	139.5	IN PIT		1:29.697 P	99.83	2.513		13:56:07.774
7 - D2	OUTLAP	145.5	35.412	138.3	34.266	101.3	2:58.831	50.07	1:31.647		13:59:06.605
8 - D2	19.261	145.8	34.389	139.2	33.871	100.7	1:27.521 (2)	102.31	0.337		14:00:34.126
9 - D2	19.515	145.5	34.517	138.6	34.556	104.0	1:28.588	101.07	1.404		14:02:02.714
10 - D2	19.151	145.8	34.353	140.1	33.680	101.3	1:27.184 (1)	102.70			14:03:29.898
11 - D2	19.127	145.8	34.206	141.2	IN PIT		1:29.768 P	99.75	2.584		14:04:59.666
12 - D1	OUTLAP	138.9	37.538	137.2	35.408	98.6	6:24.455	23.29	4:57.271		14:11:24.121
13 - D1	19.617	140.1	36.122	139.2	IN PIT		1:46.155 P	84.35	18.971		14:13:10.276
14 - D1	OUTLAP	121.5	38.356	117.5	35.705	100.6	9:51.491	15.13	8:24.307		14:23:01.767
15 - D1	19.581	144.9	35.885	137.7	34.994	101.0	1:30.460	98.98	3.276		14:24:32.227
16 - D1	19.616	145.5	35.005	139.2	35.109	94.5	1:29.730	99.79	2.546		14:26:01.957
17 - D1	19.594	144.0	35.502	137.5	35.088	100.6	1:30.184	99.29	3.000		14:27:32.141
18 - D1	19.300	146.8	35.398	139.2	IN PIT		1:31.867 P	97.47	4.683		14:29:04.008
19 - D1	OUTLAP	130.3	36.427	139.5	42.339	101.3	3:04.108	48.63	1:36.924		14:32:08.116
20 - D1	19.265	144.6	36.574	112.7	IN PIT		1:40.220 P	89.34	13.036		14:33:48.336

P4		4 GT3PA		2 Seas Motorsport		Mercedes-AMG GT3					
IDEAL LAP TIME : 1:27.335		BEST LAP TIME : 1:27.335		DIFFERENCE : 0.000							
D1: James COTTINGHAM		D2: Lewis WILLIAMSON									
LAP		SECTOR 1		SECTOR 2		SECTOR 3		LAP TIME	MPH	DIFF	TIME OF DAY
1 - D1	OUTLAP	122.0	38.378	136.6	35.415	99.1					13:49:30.602
2 - D1	19.466	144.0	35.202	138.3	35.511	93.3	1:30.179	99.29	2.844		13:51:00.781
3 - D1	21.281	112.7	35.777	138.6	35.010	99.8	1:32.068	97.25	4.733		13:52:32.849
4 - D1	19.507	147.1	35.008	138.9	34.382	99.8	1:28.897	100.72	1.562		13:54:01.746
5 - D1	19.605	145.8	35.118	138.9	36.099	98.1	1:30.822	98.59	3.487		13:55:32.568
6 - D1	19.452	140.9	37.003	135.2	IN PIT		1:34.044 P	95.21	6.709		13:57:06.612
7 - D1	OUTLAP	115.1	41.785	107.2	38.112	99.4	4:07.579	36.16	2:40.244		14:01:14.191
8 - D1	19.305	148.1	35.386	138.0	35.126	99.8	1:29.817	99.69	2.482		14:02:44.008
9 - D1	20.120	144.9	34.581	139.2	34.407	99.1	1:29.108	100.48	1.773		14:04:13.116
10 - D1	19.316	147.4	34.874	138.9	34.427	100.6	1:28.617	101.04	1.282		14:05:41.733
11 - D1	19.289	146.8	34.694	138.6	34.687	100.7	1:28.670	100.98	1.335		14:07:10.403
12 - D1	19.435	146.2	34.941	139.8	34.104	100.3	1:28.480	101.20	1.145		14:08:38.883
13 - D1	19.522	135.2	35.000	139.8	35.162	100.9	1:29.684	99.84	2.349		14:10:08.567
14 - D1	19.295	147.1	36.221	129.0	IN PIT		1:33.968 P	95.29	6.633		14:11:42.535
15 - D2	OUTLAP	133.9	36.027	134.2	36.643	101.5	12:31.186	11.92	11:03.851		14:24:13.721
16 - D2	19.450	145.8	34.461	138.9	34.048	100.6	1:27.959 (3)	101.80	0.624		14:25:41.680
17 - D2	19.355	144.9	34.581	138.3	34.238	100.6	1:28.174	101.55	0.839		14:27:09.854
18 - D2	19.319	146.2	34.538	139.8	46.130	101.2	1:39.987	89.55	12.652		14:28:49.841
19 - D2	19.198	144.6	34.305	138.9	33.832	100.7	1:27.335 (1)	102.52			14:30:17.176
20 - D2	19.322	147.8	34.419	139.8	33.995	101.0	1:27.736 (2)	102.06	0.401		14:31:44.912
21 - D2	19.199	145.5	34.433	139.2	IN PIT		1:34.987 P	94.27	7.652		14:33:19.899

# 2022 Intelligent Money British GT Championship

## TEST SESSION 2 - SECTOR ANALYSIS



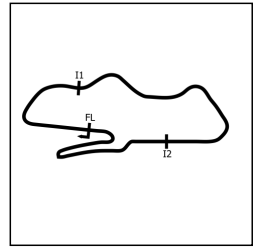
SECTOR 1 = FL to I1, SECTOR 2 = I1 to I2, SECTOR 3 = I2 to FL, DIFF = Difference To Personal Best Lap, P = Crossed Finish Line in Pit Lane, D = Time Disallowed

P5		6 GT3PA		RAM Racing		Mercedes-AMG GT3						
IDEAL LAP TIME : 1:27.299		BEST LAP TIME : 1:27.405		DIFFERENCE : 0.106								
D1: Ian LOGGIE		D2: Callum MACLEOD										
LAP	SECTOR 1	SECTOR 2	SECTOR 3	LAP TIME	MPH	DIFF	TIME OF DAY					
1 - D2	OUTLAP	101.2	39.089	131.0	39.898	96.4		1:33.219	96.05	5.814	13:47:38.791	
2 - D2	20.488	126.3	36.051	137.5	36.680	99.8		1:29.483	100.06	2.078	13:49:12.010	
3 - D2	19.575	139.5	34.943	138.3	34.965	100.3		1:34.931	94.32	7.526	13:52:16.424	
4 - D2	19.377	144.3	36.366	133.1	39.188	100.7		1:30.744	98.67	3.339	13:53:47.168	
5 - D2	19.305	145.2	35.229	137.7	36.210	100.1		1:29.178	100.41	1.773	13:55:16.346	
6 - D2	19.489	144.3	34.915	138.3	34.774	99.8		1:31.430	P	97.93	4.025	13:56:47.776
7 - D2	19.418	144.6	35.062	138.0	IN PIT			3:32.722	42.09	2:05.317	14:00:20.498	
8 - D1	OUTLAP	111.2	40.063	137.2	35.826	99.7		1:28.831	100.80	1.426	14:01:49.329	
9 - D1	19.354	145.2	34.770	137.7	34.707	101.0		1:28.762	100.88	1.357	14:03:18.091	
10 - D1	19.373	145.5	34.878	138.9	34.511	100.6		1:28.136	101.59	0.731	14:04:46.227	
11 - D1	19.322	<b>146.5</b>	34.395	<b>139.8</b>	34.419	100.6		1:33.958	P	95.30	6.553	14:06:20.185
12 - D1	19.769	125.2	36.083	138.6	IN PIT			2:38.834	56.37	1:11.429	14:08:59.019	
13 - D2	OUTLAP	138.3	35.015	138.0	34.586	98.6		1:27.853	(3)	101.92	0.448	14:10:26.872
14 - D2	19.323	145.2	34.342	138.6	34.188	100.9		1:27.527	(2)	102.30	0.122	14:11:54.399
15 - D2	<b>19.123</b>	144.9	34.425	139.2	<b>33.979</b>	100.6		1:58.230	P	75.73	30.825	14:13:52.629
16 - D2	22.097	96.1	43.402	112.5	IN PIT			10:23.151	14.36	8:55.746	14:24:15.780	
17 - D2	OUTLAP	143.3	34.805	138.0	36.538	<b>101.6</b>		<b>1:27.405</b>	(1)	<b>102.44</b>		<b>14:25:43.185</b>
<b>18 - D2</b>	19.199	145.2	<b>34.197</b>	139.2	34.009	100.4		1:28.355	101.34	0.950	14:27:11.540	
19 - D2	19.138	144.6	34.326	138.6	34.891	101.2		1:30.242	P	99.22	2.837	14:28:41.782
20 - D2	19.153	144.9	34.265	139.5	IN PIT			3:21.318	44.47	1:53.913	14:32:03.100	
21 - D1	OUTLAP	118.3	35.900	138.3	42.535	99.4		1:39.675	P	89.83	12.270	14:33:42.775
22 - D1	19.518	144.6	34.897	138.3	IN PIT							

P6		32 GT3SA		Redline Racing		Lamborghini Huracan GT3 Evo						
IDEAL LAP TIME : 1:27.303		BEST LAP TIME : 1:27.407		DIFFERENCE : 0.104								
D1: Alex MALYKHIN		D2: James DORLIN										
LAP	SECTOR 1	SECTOR 2	SECTOR 3	LAP TIME	MPH	DIFF	TIME OF DAY					
1 - D2	OUTLAP	136.3	36.716	136.3	37.671	100.1		1:29.148	100.44	1.741	13:47:45.889	
2 - D2	19.525	145.2	34.773	137.7	34.850	101.5		<b>1:27.407</b>	(1)	<b>102.44</b>		<b>13:50:42.444</b>
<b>3 - D2</b>	19.313	144.9	34.329	138.6	<b>33.765</b>	99.1		1:31.862	97.47	4.455	13:52:14.306	
4 - D2	19.411	<b>146.2</b>	35.028	137.7	37.423	102.1		1:27.701	(3)	102.10	0.294	13:53:42.007
5 - D2	<b>19.241</b>	145.2	34.445	137.5	34.015	99.8		1:27.972	101.78	0.565	13:55:09.979	
6 - D2	19.497	145.5	34.504	137.5	33.971	100.1		1:27.639	(2)	102.17	0.232	13:56:37.618
7 - D2	19.347	144.6	<b>34.297</b>	137.5	33.995	99.7		1:31.166	P	98.22	3.759	13:58:08.784
8 - D2	19.764	144.3	34.300	138.0	IN PIT			3:31.946	42.24	2:04.539	14:01:40.730	
9 - D1	OUTLAP	131.3	37.126	134.7	35.083	100.1		1:29.141	100.45	1.734	14:03:09.871	
10 - D1	19.610	144.3	34.995	137.7	34.536	100.9		1:31.053	98.34	3.646	14:04:40.924	
11 - D1	19.821	144.3	35.330	138.6	35.902	100.6		1:32.833	96.45	5.426	14:06:13.757	
12 - D1	19.922	124.9	37.248	138.0	35.663	<b>102.2</b>		1:30.113	99.36	2.706	14:07:43.870	
13 - D1	19.548	144.3	35.798	<b>138.9</b>	34.767	99.7		1:33.475	95.79	6.068	14:09:17.345	
14 - D1	19.563	143.0	36.981	137.5	36.931	101.3		1:29.090	100.51	1.683	14:10:46.435	
15 - D1	19.523	143.7	34.991	138.0	34.576	100.0		1:40.022	P	89.52	12.615	14:12:26.457
16 - D1	19.610	144.0	38.396	128.3	IN PIT			13:40.164	10.91	12:12.757	14:26:06.621	
17 - D1	OUTLAP	131.8	36.857	134.7	35.803	99.7		1:29.145	100.44	1.738	14:27:35.766	
18 - D1	19.685	142.1	35.129	136.3	34.331	100.4		1:28.368	101.33	0.961	14:29:04.134	
19 - D1	19.468	144.3	34.693	138.6	34.207	99.4		1:28.543	101.13	1.136	14:30:32.677	
20 - D1	19.524	144.0	34.807	137.5	34.212	99.8		1:33.878	95.38	6.471	14:32:06.555	
21 - D1	20.568	128.5	37.107	134.4	36.203	100.1		1:39.962	P	89.57	12.555	14:33:46.517
22 - D1	19.558	141.8	36.023	125.9	IN PIT							

# 2022 Intelligent Money British GT Championship

## TEST SESSION 2 - SECTOR ANALYSIS



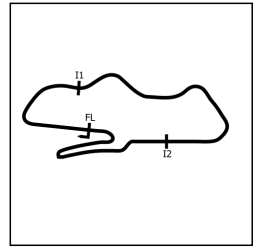
SECTOR 1 = FL to I1, SECTOR 2 = I1 to I2, SECTOR 3 = I2 to FL, DIFF = Difference To Personal Best Lap, P = Crossed Finish Line in Pit Lane, D = Time Disallowed

P7		5 GT3SA Greystone GT					McLaren 720S GT3				
IDEAL LAP TIME : 1:27.464		BEST LAP TIME : 1:27.464					DIFFERENCE : 0.000				
D1: Stewart PROCTOR		D2: Lewis PROCTOR									
LAP	SECTOR 1	SECTOR 2		SECTOR 3		LAP TIME	MPH	DIFF	TIME OF DAY		
1 - D2	OUTLAP	121.7	36.319	136.9	35.969	100.1				13:47:37.342	
2 - D2	19.624	142.1	36.026	137.2	35.465	100.0	1:31.115	98.27	3.651	13:49:08.457	
3 - D2	19.482	140.6	35.266	137.5	34.780	100.4	1:29.528	100.01	2.064	13:50:37.985	
4 - D2	19.697	130.5	35.316	138.9	34.617	101.5	1:29.630	99.90	2.166	13:52:07.615	
5 - D2	19.692	123.1	36.775	136.3	IN PIT		1:32.711	P 96.58	5.247	13:53:40.326	
6 - D2	OUTLAP	142.1	35.475	138.6	34.680	100.0	4:16.468	34.91	2:49.004	13:57:56.794	
7 - D2	19.493	145.8	35.876	138.3	34.873	101.6	1:30.242	99.22	2.778	13:59:27.036	
8 - D2	19.678	139.8	35.442	137.2	34.777	100.1	1:29.897	99.60	2.433	14:00:56.933	
9 - D2	19.339	143.7	36.157	136.3	IN PIT		1:31.516	P 97.84	4.052	14:02:28.449	
10 - D2	OUTLAP	136.3	35.492	141.8	34.577	100.4	4:38.255	32.18	3:10.791	14:07:06.704	
11 - D2	19.447	145.2	35.203	140.9	34.936	101.5	1:29.586	99.95	2.122	14:08:36.290	
12 - D2	19.408	144.6	35.760	138.0	IN PIT		1:31.721	P 97.62	4.257	14:10:08.011	
13 - D2	OUTLAP	137.7	36.006	122.6	36.898	103.0	13:56.159	10.70	12:28.695	14:24:04.170	
14 - D2	19.152	146.2	34.419	140.6	33.893	102.1	1:27.464 (1)	102.37		14:25:31.634	
15 - D2	19.441	144.3	34.921	139.8	34.007	102.1	1:28.369 (2)	101.33	0.905	14:27:00.003	
16 - D2	19.224	144.9	35.004	138.3	34.456	102.1	1:28.684 (3)	100.97	1.220	14:28:28.687	
17 - D2	19.308	132.1	35.631	138.9	IN PIT		1:30.675	P 98.75	3.211	14:29:59.362	
18 - D1	OUTLAP	112.4	39.370	133.6	IN PIT		4:29.100	P 33.27	3:01.636	14:34:28.462	

P8		22 GT3PA Balfe Motorsport					Audi R8 LMS Evo II GT3				
IDEAL LAP TIME : 1:27.397		BEST LAP TIME : 1:27.722					DIFFERENCE : 0.325				
D1: Shaun BALFE		D2: Adam CARROLL									
LAP	SECTOR 1	SECTOR 2		SECTOR 3		LAP TIME	MPH	DIFF	TIME OF DAY		
1 - D2	OUTLAP	127.8	37.370	135.0	35.022	101.2				13:49:49.443	
2 - D2	19.252	142.4	34.692	138.3	35.388	101.2	1:29.332	100.23	1.610	13:51:18.775	
3 - D2	19.577	144.3	34.390	137.7	33.755	100.0	1:27.722 (1)	102.07		13:52:46.497	
4 - D2	19.254	145.2	34.659	129.3	IN PIT		1:33.213	P 96.06	5.491	13:54:19.710	
5 - D2	OUTLAP	130.3	35.444	135.5	35.518	98.6	3:12.731	46.46	1:45.009	13:57:32.441	
6 - D2	19.557	143.7	34.715	136.1	34.209	99.7	1:28.481 (3)	101.20	0.759	13:59:00.922	
7 - D2	19.270	144.6	34.565	136.9	34.753	99.5	1:28.588	101.07	0.866	14:00:29.510	
8 - D2	19.317	144.6	34.807	136.6	34.147	99.7	1:28.271 (2)	101.44	0.549	14:01:57.781	
9 - D2	19.470	139.5	35.801	116.9	IN PIT		1:33.647	P 95.61	5.925	14:03:31.428	
10 - D2	OUTLAP	129.3	37.531	132.3	37.431	98.8	7:26.452	20.05	5:58.730	14:10:57.880	
11 - D2	19.409	143.7	35.207	137.7	IN PIT		1:36.511	P 92.78	8.789	14:12:34.391	
12 - D1	OUTLAP	118.3	37.422	134.4	35.593	98.3	10:57.615	13.61	9:29.893	14:23:32.006	
13 - D1	20.722	101.0	36.718	136.3	38.918	98.6	1:36.358	92.92	8.636	14:25:08.364	
14 - D1	19.730	140.3	35.374	136.1	34.525	98.9	1:29.629	99.90	1.907	14:26:37.993	
15 - D1	19.504	139.8	35.344	138.3	35.027	98.9	1:29.875	99.63	2.153	14:28:07.868	
16 - D1	19.664	139.5	35.260	138.3	35.150	98.8	1:30.074	99.41	2.352	14:29:37.942	
17 - D1	19.793	127.3	38.271	136.3	35.775	98.8	1:33.839	95.42	6.117	14:31:11.781	
18 - D1	19.873	113.9	37.712	135.8	35.871	98.5	1:33.456	95.81	5.734	14:32:45.237	
19 - D1	22.763	101.2	40.479	115.1	IN PIT		1:48.172	P 82.77	20.450	14:34:33.409	

# 2022 Intelligent Money British GT Championship

## TEST SESSION 2 - SECTOR ANALYSIS



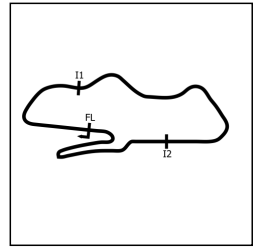
SECTOR 1 = FL to I1, SECTOR 2 = I1 to I2, SECTOR 3 = I2 to FL, DIFF = Difference To Personal Best Lap, P = Crossed Finish Line in Pit Lane, D = Time Disallowed

P9		15 GT3SA		RAM Racing		Mercedes-AMG GT3						
IDEAL LAP TIME : 1:27.456		BEST LAP TIME : 1:27.748		DIFFERENCE : 0.292								
D1: John FERGUSON		D2: Ulysse DE PAUW										
LAP	SECTOR 1	SECTOR 2	SECTOR 3	LAP TIME	MPH	DIFF	TIME OF DAY					
1 - D1	OUTLAP	122.4	36.906	135.0	36.257	97.8						13:47:14.119
2 - D1	20.397	138.3	36.257	137.2	37.104	99.5		1:33.758	95.50	6.010		13:48:47.877
3 - D1	19.826	135.2	35.774	138.3	35.441	97.9		1:31.041	98.35	3.293		13:50:18.918
4 - D1	19.992	135.5	40.787	92.3	IN PIT			1:57.175	<b>P</b>	76.41	29.427	13:52:16.093
5 - D1	OUTLAP	134.2	35.663	136.6	35.624	99.8		3:27.397	43.17	1:59.649		13:55:43.490
6 - D1	19.521	142.4	34.769	138.3	34.863	100.4		1:29.153	100.43	1.405		13:57:12.643
7 - D1	19.470	138.6	35.710	137.2	35.477	99.5		1:30.657	98.77	2.909		13:58:43.300
8 - D1	19.567	144.9	35.335	136.3	34.971	99.7		1:29.873	99.63	2.125		14:00:13.173
9 - D1	19.399	<b>145.2</b>	36.520	124.9	38.595	99.1		1:34.514	94.74	6.766		14:01:47.687
10 - D1	19.700	143.0	36.056	117.9	36.059	100.1		1:31.815	97.52	4.067		14:03:19.502
11 - D1	19.449	142.7	35.383	<b>138.9</b>	35.873	99.4		1:30.705	98.72	2.957		14:04:50.207
12 - D1	19.658	133.1	35.915	138.3	35.021	99.2		1:30.594	98.84	2.846		14:06:20.801
13 - D1	19.496	130.3	35.636	137.7	IN PIT			1:34.820	<b>P</b>	94.43	7.072	14:07:55.621
14 - D2	OUTLAP	103.2	47.406	123.3	IN PIT			3:38.860	<b>P</b>	40.91	2:11.112	14:11:34.481
15 - D2	OUTLAP	120.0	37.414	129.5	40.298	100.1		12:44.003	11.72	11:16.255		14:24:18.484
16 - D2	19.431	141.2	35.047	137.2	34.530	<b>101.0</b>		1:29.008	<b>(3)</b>	100.60	1.260	14:25:47.492
17 - D2	19.352	144.3	34.836	138.0	34.115	100.7		1:28.303	<b>(2)</b>	101.40	0.555	14:27:15.795
18 - D2	<b>19.192</b>	142.7	35.397	138.3	35.060	100.7		1:29.649	99.88	1.901		14:28:45.444
<b>19 - D2</b>	19.306	<b>145.2</b>	34.479	138.6	<b>33.963</b>	100.9		<b>1:27.748</b>	<b>(1)</b>	<b>102.04</b>		<b>14:30:13.192</b>
20 - D2	19.238	144.9	<b>34.301</b>	<b>138.9</b>	IN PIT			1:29.033	<b>P</b>	100.57	1.285	14:31:42.225

P10		40 GT3PA		Fox Motorsport		McLaren 720S GT3						
IDEAL LAP TIME : 1:27.770		BEST LAP TIME : 1:28.027		DIFFERENCE : 0.257								
D1: Nick HALSTEAD		D2: Rob BELL										
LAP	SECTOR 1	SECTOR 2	SECTOR 3	LAP TIME	MPH	DIFF	TIME OF DAY					
1 - D2	OUTLAP	122.2	36.138	127.3	35.153	100.3						13:47:35.965
2 - D2	19.393	147.1	34.851	138.3	34.179	100.1		1:28.423	101.26	0.396		13:49:04.388
3 - D2	19.297	145.8	<b>34.673</b>	140.3	34.109	100.7		1:28.079	<b>(2)</b>	101.66	0.052	13:50:32.467
4 - D2	19.276	145.8	35.088	138.9	34.925	101.3		1:29.289	100.28	1.262		13:52:01.756
5 - D2	19.301	146.8	34.773	139.2	IN PIT			1:30.891	<b>P</b>	98.51	2.864	13:53:32.647
6 - D2	OUTLAP	133.9	35.522	138.6	35.802	101.0		4:28.498	33.35	3:00.471		13:58:01.145
7 - D2	19.342	144.9	35.066	137.5	34.341	100.4		1:28.749	100.89	0.722		13:59:29.894
8 - D2	19.742	147.1	35.037	139.5	34.450	100.4		1:29.229	100.35	1.202		14:00:59.123
9 - D2	19.221	146.5	35.284	140.3	34.755	100.9		1:29.260	100.31	1.233		14:02:28.383
10 - D2	19.290	146.8	34.966	<b>140.6</b>	IN PIT			1:30.431	<b>P</b>	99.01	2.404	14:03:58.814
11 - D2	OUTLAP	139.5	36.527	138.3	34.392	99.2		3:36.789	41.30	2:08.762		14:07:35.603
12 - D2	19.352	146.8	35.629	139.5	35.744	<b>102.1</b>		1:30.725	98.69	2.698		14:09:06.328
13 - D2	19.677	131.0	35.107	138.9	34.122	101.6		1:28.906	100.71	0.879		14:10:35.234
14 - D2	19.368	144.9	35.369	140.3	IN PIT			1:31.622	<b>P</b>	97.73	3.595	14:12:06.856
15 - D2	OUTLAP	121.3	37.561	137.2	34.585	101.9		10:53.591	13.70	9:25.564		14:23:00.447
16 - D2	19.379	145.8	36.166	136.3	34.324	101.2		1:29.869	99.63	1.842		14:24:30.316
17 - D2	19.320	146.5	34.887	138.3	<b>33.888</b>	101.0		1:28.095	<b>(3)</b>	101.64	0.068	14:25:58.411
18 - D2	19.237	145.8	35.425	138.0	37.065	101.6		1:31.727	97.62	3.700		14:27:30.138
<b>19 - D2</b>	<b>19.209</b>	<b>147.8</b>	34.824	140.1	33.994	101.3		<b>1:28.027</b>	<b>(1)</b>	<b>101.72</b>		<b>14:28:58.165</b>
20 - D2	19.317	143.3	34.998	140.1	IN PIT			1:31.970	<b>P</b>	97.36	3.943	14:30:30.135
21 - D1	OUTLAP	123.3	42.745	96.8	IN PIT			3:40.977	<b>P</b>	40.52	2:12.950	14:34:11.112

# 2022 Intelligent Money British GT Championship

## TEST SESSION 2 - SECTOR ANALYSIS



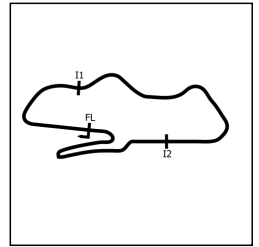
SECTOR 1 = FL to I1, SECTOR 2 = I1 to I2, SECTOR 3 = I2 to FL, DIFF = Difference To Personal Best Lap, P = Crossed Finish Line in Pit Lane, D = Time Disallowed

P11		3 GT3SA		Assetto Motorsport		Bentley Continental GT3					
IDEAL LAP TIME : 1:27.813		BEST LAP TIME : 1:28.045		DIFFERENCE : 0.232							
D1: Mark SANSOM		D2: Will TREGURTHA									
LAP	SECTOR 1	SECTOR 2	SECTOR 3	LAP TIME	MPH	DIFF	TIME OF DAY				
1 - D1	OUTLAP	141.2	36.113	137.7	36.112	97.2		13:52:11.797			
2 - D1	19.795	140.3	36.408	134.4	36.047	97.1	1:32.250	97.06	4.205	13:53:44.047	
3 - D1	19.625	144.9	36.207	138.6	34.797	98.9	1:30.629	98.80	2.584	13:55:14.676	
4 - D1	19.546	144.3	34.926	138.6	34.250	98.3	1:28.722 (2)	100.92	0.677	13:56:43.398	
5 - D1	19.535	144.6	34.975	139.8	IN PIT		1:30.829 P	98.58	2.784	13:58:14.227	
6 - D2	OUTLAP	145.5	34.632	140.3	34.920	<b>101.3</b>	6:38.167	22.48	5:10.122	14:04:52.394	
7 - D2	19.338	144.9	36.473	139.5	36.754	96.9	1:32.565	96.73	4.520	14:06:24.959	
<b>8 - D2</b>	<b>19.451</b>	<b>146.2</b>	34.482	140.1	<b>34.112</b>	99.7	<b>1:28.045 (1)</b>	<b>101.70</b>		<b>14:07:53.004</b>	
9 - D2	<b>19.289</b>	145.8	34.904	140.3	34.929	96.5	1:29.122 (3)	100.47	1.077	14:09:22.126	
10 - D2	19.748	141.5	36.902	138.3	34.320	98.1	1:30.970	98.43	2.925	14:10:53.096	
11 - D2	19.350	145.5	<b>34.412</b>	<b>140.6</b>	IN PIT		1:37.213 P	92.11	9.168	14:12:30.309	
12 - D1	OUTLAP	129.5	36.410	138.3	35.898	96.8	11:50.568	12.60	10:22.523	14:24:20.877	
13 - D1	19.737	140.9	36.265	139.5	35.358	98.1	1:31.360	98.01	3.315	14:25:52.237	
14 - D1	19.611	141.8	37.042	137.7	36.183	98.5	1:32.836	96.45	4.791	14:27:25.073	
15 - D1	19.785	133.4	36.136	140.1	35.534	98.2	1:31.455	97.91	3.410	14:28:56.528	
16 - D1	19.531	138.3	35.790	139.5	35.088	98.5	1:30.409	99.04	2.364	14:30:26.937	
17 - D1	19.904	136.9	35.350	139.5	35.427	97.6	1:30.681	98.74	2.636	14:31:57.618	
18 - D1	19.730	135.8	36.557	140.1	IN PIT		1:42.524 P	87.34	14.479	14:33:40.142	

P12		76 GT3PA		7TSIX		McLaren 720S GT3					
IDEAL LAP TIME : 1:27.898		BEST LAP TIME : 1:28.076		DIFFERENCE : 0.178							
D1: Mia FLEWITT		D2: Euan HANKEY									
LAP	SECTOR 1	SECTOR 2	SECTOR 3	LAP TIME	MPH	DIFF	TIME OF DAY				
1 - D2	OUTLAP	82.4	40.406	111.1	39.026	98.6		13:46:44.726			
2 - D2	21.351	117.3	36.968	124.7	37.927	98.9	1:36.246	93.03	8.170	13:48:20.972	
3 - D2	20.414	120.0	36.419	136.1	37.662	99.8	1:34.495	94.76	6.419	13:49:55.467	
4 - D2	20.604	127.3	36.541	137.5	37.157	99.5	1:34.302	94.95	6.226	13:51:29.769	
5 - D2	20.097	124.5	35.635	139.8	36.850	98.2	1:32.582	96.71	4.506	13:53:02.351	
6 - D2	25.413	81.5	42.114	110.9	IN PIT		1:50.941 P	80.71	22.865	13:54:53.292	
7 - D2	OUTLAP	120.9	36.036	137.2	38.171	99.8	4:39.618	32.02	3:11.542	13:59:32.910	
8 - D2	19.781	123.8	35.523	137.5	34.885	99.2	1:30.189	99.28	2.113	14:01:03.099	
9 - D2	19.554	144.3	34.895	137.5	34.679	99.4	1:29.128 (3)	100.46	1.052	14:02:32.227	
<b>10 - D2</b>	<b>19.374</b>	144.9	34.658	138.9	<b>34.044</b>	99.7	<b>1:28.076 (1)</b>	<b>101.66</b>		<b>14:04:00.303</b>	
11 - D2	19.450	<b>146.2</b>	<b>34.480</b>	<b>140.1</b>	34.523	<b>100.6</b>	1:28.453 (2)	101.23	0.377	14:05:28.756	
12 - D2	20.030	140.6	34.980	139.5	IN PIT		1:31.352 P	98.02	3.276	14:07:00.108	
13 - D1	OUTLAP	91.0	37.402	137.2	35.564	98.6	3:39.334	40.82	2:11.258	14:10:39.442	
14 - D1	19.795	133.6	35.776	138.6	IN PIT		1:36.016 P	93.26	7.940	14:12:15.458	
15 - D1	OUTLAP	110.3	38.387	137.5	36.486	97.5	10:52.394	13.72	9:24.318	14:23:07.852	
16 - D1	20.532	124.5	38.816	137.7	35.234	98.2	1:34.582	94.67	6.506	14:24:42.434	
17 - D1	19.794	133.1	36.433	136.1	36.036	95.1	1:32.263	97.05	4.187	14:26:14.697	
18 - D1	20.405	118.1	37.766	136.6	35.855	98.1	1:34.026	95.23	5.950	14:27:48.723	
19 - D1	19.899	135.2	44.055	135.2	38.476	97.6	1:42.430	87.42	14.354	14:29:31.153	
20 - D1	20.221	128.5	36.595	137.5	36.716	97.3	1:33.532	95.73	5.456	14:31:04.685	
21 - D1	25.683	58.9	6:42.962	23.9	IN PIT		8:03.132 P	18.53	6:35.056	14:39:07.817	

# 2022 Intelligent Money British GT Championship

## TEST SESSION 2 - SECTOR ANALYSIS



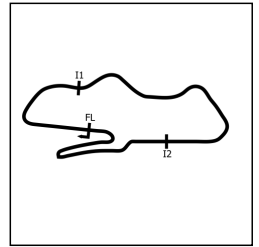
SECTOR 1 = FL to I1, SECTOR 2 = I1 to I2, SECTOR 3 = I2 to FL, DIFF = Difference To Personal Best Lap, P = Crossed Finish Line in Pit Lane, D = Time Disallowed

P13 91 GT3SA Century Motorsport		BMW M4 GT3								
IDEAL LAP TIME : 1:28.004		BEST LAP TIME : 1:28.128		DIFFERENCE : 0.124						
D1: Betty CHEN		D2: Angus FENDER								
LAP	SECTOR 1	SECTOR 2	SECTOR 3	LAP TIME	MPH	DIFF	TIME OF DAY			
1 - D1	OUTLAP	100.7	42.882	130.5	40.002	96.0		13:48:35.038		
2 - D1	21.039	102.1	41.175	135.0	38.563	97.8	1:40.777	13:50:15.815		
3 - D1	21.307	110.9	43.704	107.0	43.840	95.8	1:48.851	13:52:04.666		
4 - D1	21.599	110.5	42.249	115.1	40.805	97.1	1:44.653	13:53:49.319		
5 - D1	23.074	92.9	41.658	134.4	38.623	92.8	1:43.355	13:55:32.674		
6 - D1	21.823	110.9	40.619	134.7	39.500	96.5	1:41.942	13:57:14.616		
7 - D1	21.123	109.8	39.940	133.4	38.421	95.5	1:39.484	13:58:54.100		
8 - D1	21.064	110.0	39.408	134.2	38.837	95.5	1:39.309	14:00:33.409		
9 - D1	21.773	106.1	41.867	132.6	IN PIT		1:46.098 P	14:02:19.507		
10 - D1	OUTLAP	104.2	40.035	136.1	38.426	95.5	3:42.203	14:06:01.710		
11 - D1	21.357	114.1	39.963	135.2	37.805	96.4	1:39.125	14:07:40.835		
12 - D1	20.829	116.7	39.821	133.1	38.238	95.4	1:38.888	14:09:19.723		
13 - D1	20.774	116.3	39.686	135.0	39.524	96.8	1:39.984	14:10:59.707		
14 - D1	20.305	120.6	38.134	136.6	IN PIT		1:43.558 P	14:12:43.265		
15 - D2	OUTLAP	132.6	35.709	136.6	34.875	100.9	10:12.916	14:22:56.181		
16 - D2	19.482	143.0	34.979	137.7	34.597	100.6	1:29.058	14:24:25.239		
17 - D2	19.355	144.9	34.655	138.0	34.542	100.4	1:28.552	14:25:53.791		
18 - D2	19.421	143.7	34.773	138.0	34.244	100.6	1:28.438 (3)	14:27:22.229		
19 - D2	19.293	<b>145.8</b>	34.735	138.9	34.224	100.6	1:28.252 (2)	14:28:50.481		
<b>20 - D2</b>	19.327	144.3	<b>34.654</b>	<b>139.2</b>	<b>34.147</b>	101.2	<b>1:28.128 (1)</b>	<b>101.60</b>	<b>14:30:18.609</b>	
21 - D2	19.323	137.5	35.195	<b>139.2</b>	35.286	<b>102.1</b>	1:29.804	99.71	1.676	14:31:48.413
22 - D2	<b>19.203</b>	145.2	34.709	138.6	IN PIT		1:34.691 P	94.56	6.563	14:33:23.104

P14 18 GT3PA WPI Motorsport		Lamborghini Huracan GT3 Evo								
IDEAL LAP TIME : 1:28.045		BEST LAP TIME : 1:28.144		DIFFERENCE : 0.099						
D1: Michael IGOE		D2: Phil KEEN								
LAP	SECTOR 1	SECTOR 2	SECTOR 3	LAP TIME	MPH	DIFF	TIME OF DAY			
1 - D2	OUTLAP	138.0	35.445	136.3	34.789	98.8		13:47:16.724		
2 - D2	19.538	144.0	34.809	138.0	36.383	99.1	1:30.730	98.69	2.586	13:48:47.454
3 - D2	19.523	143.3	34.729	<b>138.9</b>	34.507	99.8	1:28.759 (3)	100.88	0.615	13:50:16.213
4 - D2	19.667	143.7	34.669	137.7	<b>34.160</b>	100.1	1:28.496 (2)	101.18	0.352	13:51:44.709
5 - D2	19.536	143.7	35.050	138.3	IN PIT		1:30.477 P	98.96	2.333	13:53:15.186
6 - D2	OUTLAP	143.3	34.882	136.9	34.364	99.4	3:07.377	47.78	1:39.233	13:56:22.563
<b>7 - D2</b>	19.365	144.3	<b>34.574</b>	137.7	34.205	99.7	<b>1:28.144 (1)</b>	<b>101.58</b>		<b>13:57:50.707</b>
8 - D2	<b>19.311</b>	<b>145.5</b>	35.509	137.2	34.313	99.7	1:29.133	100.46	0.989	13:59:19.840
9 - D2	19.430	<b>145.5</b>	35.398	136.3	IN PIT		1:29.895 P	99.61	1.751	14:00:49.735
10 - D1	OUTLAP	131.3	37.386	130.8	37.423	97.9	4:40.499	31.92	3:12.355	14:05:30.234
11 - D1	19.722	138.6	35.767	136.6	35.478	99.2	1:30.967	98.43	2.823	14:07:01.201
12 - D1	19.895	126.6	37.554	136.3	35.448	98.6	1:32.897	96.39	4.753	14:08:34.098
13 - D1	19.773	138.0	36.828	135.8	35.348	98.5	1:31.949	97.38	3.805	14:10:06.047
14 - D1	20.582	120.0	37.176	135.8	35.305	98.9	1:33.063	96.21	4.919	14:11:39.110
15 - D1	19.773	127.8	45.223	111.6	IN PIT		1:51.574 P	80.25	23.430	14:13:30.684
16 - D1	OUTLAP	124.2	36.351	136.1	34.976	98.8	10:40.402	13.98	9:12.258	14:24:11.086
17 - D1	19.502	140.3	35.119	136.1	34.193	100.0	1:28.814	100.82	0.670	14:25:39.900
18 - D1	19.454	141.5	35.085	136.1	34.288	99.7	1:28.827	100.80	0.683	14:27:08.727
19 - D1	19.483	142.4	35.029	137.7	34.518	98.3	1:29.030	100.57	0.886	14:28:37.757
20 - D1	19.528	140.1	35.186	136.6	34.644	<b>100.9</b>	1:29.358	100.20	1.214	14:30:07.115
21 - D1	19.451	139.2	35.283	136.6	34.701	99.5	1:29.435	100.12	1.291	14:31:36.550
22 - D1	19.604	126.6	36.894	136.3	IN PIT		1:36.791 P	92.51	8.647	14:33:13.341

# 2022 Intelligent Money British GT Championship

## TEST SESSION 2 - SECTOR ANALYSIS



SECTOR 1 = FL to I1, SECTOR 2 = I1 to I2, SECTOR 3 = I2 to FL, DIFF = Difference To Personal Best Lap, P = Crossed Finish Line in Pit Lane, D = Time Disallowed

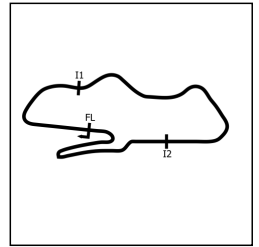
P15		2 GT3SA		Team Rocket RJN		McLaren 720S GT3					
IDEAL LAP TIME : 1:28.211		BEST LAP TIME : 1:28.211		DIFFERENCE : 0.000							
D1: Simon WATTS		D2: James KELL									
LAP		SECTOR 1	SECTOR 2	SECTOR 3	LAP TIME	MPH	DIFF	TIME OF DAY			
1 - D2	OUTLAP	121.7	36.875	136.9	35.824	100.4					13:46:55.054
2 - D2		19.681	130.5	38.436	137.5	35.102	98.5	1:33.219	96.05	5.008	13:48:28.273
3 - D2		19.775	137.5	35.860	<b>140.1</b>	35.421	101.2	1:31.056	98.34	2.845	13:49:59.329
4 - D2		19.389	142.4	35.258	138.3	34.522	100.6	1:29.169	100.42	0.958	13:51:28.498
5 - D2		19.423	144.6	35.372	139.2	34.582	100.1	1:29.377	100.18	1.166	13:52:57.875
6 - D2		19.547	133.4	35.438	<b>140.1</b>	35.326	99.4	1:30.311	99.15	2.100	13:54:28.186
7 - D2		19.423	145.2	34.934	139.2	34.353	100.3	1:28.710	<b>(3)</b>	100.94	13:55:56.896
8 - D2		19.626	132.8	36.007	139.2	IN PIT		1:31.869	<b>P</b>	97.46	13:57:28.765
9 - D1	OUTLAP	114.3	38.387	137.5	37.499	97.5		3:39.901	40.72	2:11.690	14:01:08.666
10 - D1		20.487	133.1	37.374	138.0	37.172	98.1	1:35.033	94.22	6.822	14:02:43.699
11 - D1		21.344	120.9	37.578	138.6	36.808	98.9	1:35.730	93.53	7.519	14:04:19.429
12 - D1		20.406	125.6	37.759	137.7	37.294	98.8	1:35.459	93.80	7.248	14:05:54.888
13 - D1		20.538	126.6	37.107	137.7	37.631	97.9	1:35.276	93.98	7.065	14:07:30.164
14 - D1		20.934	125.4	39.337	139.2	37.222	98.9	1:37.493	91.84	9.282	14:09:07.657
15 - D1		20.246	130.0	37.320	139.2	IN PIT		1:39.885	<b>P</b>	89.64	14:10:47.542
16 - D2	OUTLAP	105.5	38.678	136.1	39.192	<b>101.6</b>		12:27.439	11.98	10:59.228	14:23:14.981
17 - D2		19.457	138.6	35.643	137.5	35.010	99.4	1:30.110	99.37	1.899	14:24:45.091
18 - D2		19.363	142.4	35.030	139.5	35.549	100.1	1:29.942	99.55	1.731	14:26:15.033
19 - D2		20.348	109.2	36.800	138.6	34.739	<b>101.6</b>	1:31.887	97.45	3.676	14:27:46.920
<b>20 - D2</b>		<b>19.268</b>	145.5	<b>34.763</b>	<b>140.1</b>	<b>34.180</b>	100.4	<b>1:28.211</b>	<b>(1)</b>	<b>101.51</b>	<b>14:29:15.131</b>
21 - D2		19.283	<b>146.5</b>	34.800	<b>140.1</b>	34.191	100.3	1:28.274	<b>(2)</b>	101.43	14:30:43.405
22 - D2		19.346	144.6	34.973	139.8	IN PIT		1:30.441	<b>P</b>	99.00	14:32:13.846

P16		72 GT3PA		Barwell Motorsport		Lamborghini Huracan GT3 Evo					
IDEAL LAP TIME : 1:28.468		BEST LAP TIME : 1:28.769		DIFFERENCE : 0.301							
D1: Adam BALON		D2: Sandy MITCHELL									
LAP		SECTOR 1	SECTOR 2	SECTOR 3	LAP TIME	MPH	DIFF	TIME OF DAY			
1 - D2	OUTLAP	140.1	35.597	136.3	34.683	98.6					13:47:21.817
2 - D2		19.597	142.4	<b>34.874</b>	137.2	34.926	99.5	1:29.397	100.16	0.628	13:48:51.214
<b>3 - D2</b>		<b>19.362</b>	144.3	35.175	<b>138.0</b>	<b>34.232</b>	<b>100.6</b>	<b>1:28.769</b>	<b>(1)</b>	<b>100.87</b>	<b>13:50:19.983</b>
4 - D2		19.531	<b>145.5</b>	36.468	136.6	IN PIT		1:31.436	<b>P</b>	97.93	13:51:51.419
5 - D1	OUTLAP	113.1	36.548	135.8	35.359	98.1		3:28.757	42.89	1:59.988	13:55:20.176
6 - D1		19.841	127.3	35.948	135.5	35.052	99.1	1:30.841	98.57	2.072	13:56:51.017
7 - D1		19.753	126.8	35.641	136.1	34.794	98.9	1:30.188	99.28	1.419	13:58:21.205
8 - D1		19.745	127.8	36.656	136.1	35.012	99.1	1:31.413	97.95	2.644	13:59:52.618
9 - D1		19.681	132.1	35.332	135.8	34.805	99.4	1:29.818	99.69	1.049	14:01:22.436
10 - D1		20.205	130.0	35.541	136.3	35.097	98.8	1:30.843	98.57	2.074	14:02:53.279
11 - D1		19.826	131.0	35.237	137.2	IN PIT		1:37.823	<b>P</b>	91.53	14:04:31.102
12 - D1	OUTLAP	123.8	39.363	129.0	37.967	98.2		6:27.673	23.09	4:58.904	14:10:58.775
13 - D1		19.536	134.2	35.565	136.6	IN PIT		1:37.016	<b>P</b>	92.29	14:12:35.791
14 - D1	OUTLAP	109.1	36.671	136.3	40.637	99.7		10:42.301	13.94	9:13.532	14:23:18.092
15 - D1		19.518	135.0	35.082	137.2	34.554	99.1	1:29.154	<b>(3)</b>	100.43	14:24:47.246
16 - D1		19.866	124.5	36.952	135.8	37.821	99.2	1:34.639	94.61	5.870	14:26:21.885
17 - D1		19.474	136.9	34.893	137.5	35.347	98.9	1:29.714	99.81	0.945	14:27:51.599
18 - D1		19.679	132.8	37.162	136.6	34.899	99.2	1:31.740	97.60	2.971	14:29:23.339
19 - D1		19.519	136.9	35.074	136.6	34.445	98.8	1:29.038	<b>(2)</b>	100.56	14:30:52.377
20 - D1		19.689	137.2	34.922	136.1	34.845	99.2	1:29.456	100.09	0.687	14:32:21.833
21 - D1		19.537	131.8	38.833	99.4	IN PIT		1:50.650	<b>P</b>	80.92	14:34:12.483



# 2022 Intelligent Money British GT Championship

## TEST SESSION 2 - SECTOR ANALYSIS



SECTOR 1 = FL to I1, SECTOR 2 = I1 to I2, SECTOR 3 = I2 to FL, DIFF = Difference To Personal Best Lap, P = Crossed Finish Line in Pit Lane, D = Time Disallowed

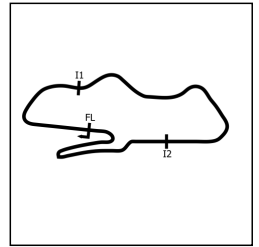
P17 11 GT3PA Paddock Motorsport		McLaren 720S GT3								
IDEAL LAP TIME : 1:29.266		BEST LAP TIME : 1:29.461								
D1: Kelvin FLETCHER		D2: Martin PLOWMAN								
DIFFERENCE : 0.195										
LAP	SECTOR 1	SECTOR 2	SECTOR 3	LAP TIME	MPH	DIFF	TIME OF DAY			
1 - D2	OUTLAP	124.9	38.352	135.2	41.663	100.4		14:04:05.561		
2 - D2	19.778	134.7	35.680	137.5	34.852	100.4	1:30.310	99.15	0.849	14:05:35.871
3 - D2	19.632	136.1	35.476	137.5	34.730	100.7	1:29.838 (3)	99.67	0.377	14:07:05.709
<b>4 - D2</b>	19.539	<b>139.5</b>	<b>35.312</b>	<b>138.9</b>	34.610	100.3	<b>1:29.461 (1)</b>	<b>100.09</b>		<b>14:08:35.170</b>
5 - D2	19.541	138.3	36.559	136.6	38.616	98.6	1:34.716	94.54	5.255	14:10:09.886
6 - D2	19.579	138.3	36.390	136.6	IN PIT		1:34.541 P	94.71	5.080	14:11:44.427
7 - D2	OUTLAP	133.4	35.833	137.2	35.173	100.1	11:36.220	12.86	10:06.759	14:23:20.647
8 - D2	19.655	137.7	35.448	138.3	<b>34.429</b>	<b>101.0</b>	1:29.532 (2)	100.01	0.071	14:24:50.179
9 - D2	<b>19.525</b>	136.1	37.738	136.1	35.236	99.8	1:32.499	96.80	3.038	14:26:22.678
10 - D2	19.575	136.6	35.314	138.6	51.331	98.5	1:46.220	84.30	16.759	14:28:08.898
11 - D2	19.952	128.0	36.326	136.9	IN PIT		1:35.346 P	93.91	5.885	14:29:44.244

P18 42 GT4S Steller Motorsport		Audi R8 LMS GT4								
IDEAL LAP TIME : 1:35.117		BEST LAP TIME : 1:35.182								
D1: Richard WILLIAMS		D2: Sennan FIELDING								
DIFFERENCE : 0.065										
LAP	SECTOR 1	SECTOR 2	SECTOR 3	LAP TIME	MPH	DIFF	TIME OF DAY			
1 - D2	OUTLAP	103.4	44.442	113.5	42.334	88.8		13:47:04.015		
2 - D2	23.645	114.3	41.963	119.6	41.599	90.3	1:47.207	83.52	12.025	13:48:51.222
3 - D2	22.045	122.9	39.822	120.6	41.772	89.9	1:43.639	86.40	8.457	13:50:34.861
4 - D2	22.381	105.6	41.574	126.6	38.761	92.8	1:42.716	87.17	7.534	13:52:17.577
5 - D2	21.067	129.3	38.377	127.8	37.303	92.3	1:36.747	92.55	1.565	13:53:54.324
6 - D2	21.216	124.5	39.069	<b>128.5</b>	38.920	91.8	1:39.205	90.26	4.023	13:55:33.529
7 - D2	21.191	120.2	38.823	128.0	37.133	92.4	1:37.147	92.17	1.965	13:57:10.676
8 - D2	21.092	133.4	39.023	128.0	IN PIT		1:41.864 P	87.90	6.682	13:58:52.540
9 - D2	OUTLAP	104.6	42.311	109.6	40.265	92.3	3:40.782	40.55	2:05.600	14:02:33.322
10 - D2	21.140	134.7	37.732	128.3	36.986	92.4	1:35.858 (3)	93.41	0.676	14:04:09.180
<b>11 - D2</b>	20.900	135.2	<b>37.565</b>	<b>128.5</b>	36.717	92.6	<b>1:35.182 (1)</b>	<b>94.07</b>		<b>14:05:44.362</b>
12 - D2	20.921	134.2	38.019	128.3	IN PIT		1:39.861 P	89.66	4.679	14:07:24.223
13 - D2	OUTLAP	127.3	38.138	128.3	37.220	92.3	4:28.841	33.30	2:53.659	14:11:53.064
14 - D2	22.910	104.2	42.685	103.7	IN PIT		1:53.880 P	78.63	18.698	14:13:46.944
15 - D2	OUTLAP	121.5	39.347	127.3	37.189	92.1	9:52.469	15.11	8:17.287	14:23:39.413
16 - D2	21.142	132.3	37.988	128.0	37.001	92.4	1:36.131	93.14	0.949	14:25:15.544
17 - D2	<b>20.883</b>	<b>135.8</b>	37.936	127.8	37.107	92.4	1:35.926	93.34	0.744	14:26:51.470
18 - D2	20.932	133.1	37.809	128.3	<b>36.669</b>	<b>92.9</b>	1:35.410 (2)	93.85	0.228	14:28:26.880
19 - D2	20.930	131.3	38.201	<b>128.5</b>	IN PIT		1:39.680 P	89.83	4.498	14:30:06.560

P19 90 GT4S Century Motorsport		BMW M4 GT4								
IDEAL LAP TIME : 1:34.767		BEST LAP TIME : 1:35.205								
D1: Jack BROWN		D2: Will BURNS								
DIFFERENCE : 0.438										
LAP	SECTOR 1	SECTOR 2	SECTOR 3	LAP TIME	MPH	DIFF	TIME OF DAY			
1 - D2	OUTLAP	106.5	41.940	126.1	IN PIT			P		13:47:56.180
2 - D2	OUTLAP	122.4	39.891	127.0	38.511	91.1	1:58.111	75.81	22.906	13:49:54.291
3 - D2	21.255	129.5	38.726	128.3	37.530	90.5	1:37.511	91.83	2.306	13:51:31.802
4 - D2	21.046	133.9	38.565	128.3	37.113	90.6	1:36.724	92.57	1.519	13:53:08.526
5 - D2	21.065	132.3	38.899	127.8	IN PIT		1:38.529 P	90.88	3.324	13:54:47.055
6 - D1	OUTLAP	124.5	39.704	128.8	37.726	90.8	3:31.439	42.35	1:56.234	13:58:18.494
7 - D1	21.242	128.0	39.444	128.5	37.324	90.0	1:38.010	91.36	2.805	13:59:56.504
8 - D1	21.031	127.0	38.557	128.3	37.464	91.5	1:37.052	92.26	1.847	14:01:33.556
9 - D1	21.039	132.1	38.517	129.5	38.794	90.6	1:38.350	91.04	3.145	14:03:11.906
10 - D1	21.239	130.0	41.399	109.1	IN PIT		1:46.176 P	84.33	10.971	14:04:58.082
11 - D1	OUTLAP	118.7	40.106	127.0	38.510	91.5	4:10.894	35.69	2:35.689	14:09:08.976
12 - D1	21.019	129.3	<b>37.663</b>	130.0	36.862	91.3	1:35.544	93.72	0.339	14:10:44.520
13 - D1	20.850	134.4	38.522	129.3	IN PIT		1:40.250 P	89.32	5.045	14:12:24.770
14 - D2	OUTLAP	121.5	39.722	128.3	37.049	91.6	10:39.527	14.00	9:04.322	14:23:04.297
<b>15 - D2</b>	20.971	134.7	37.671	<b>130.5</b>	36.563	<b>92.4</b>	<b>1:35.205 (1)</b>	<b>94.05</b>		<b>14:24:39.502</b>
16 - D2	20.798	133.4	37.877	128.8	36.772	90.9	1:35.447 (3)	93.81	0.242	14:26:14.949
17 - D2	20.913	126.3	37.973	130.0	<b>36.355</b>	<b>92.4</b>	1:35.241 (2)	94.01	0.036	14:27:50.190
18 - D2	<b>20.749</b>	<b>135.2</b>	38.118	129.8	IN PIT		1:36.589 P	92.70	1.384	14:29:26.779

# 2022 Intelligent Money British GT Championship

## TEST SESSION 2 - SECTOR ANALYSIS



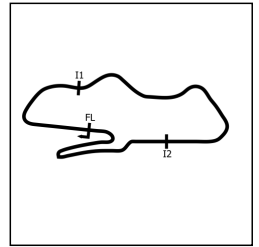
SECTOR 1 = FL to I1, SECTOR 2 = I1 to I2, SECTOR 3 = I2 to FL, DIFF = Difference To Personal Best Lap, P = Crossed Finish Line in Pit Lane, D = Time Disallowed

P20 23 GT4S R Racing		Aston Martin Vantage AMR GT4									
IDEAL LAP TIME : 1:35.196		BEST LAP TIME : 1:35.245		DIFFERENCE : 0.049							
D1: Josh MILLER		D2: Jamie DAY									
LAP	SECTOR 1	SECTOR 2	SECTOR 3	LAP TIME	MPH	DIFF	TIME OF DAY				
1 - D2	OUTLAP	109.6	42.014	117.3	39.608	90.1					13:48:35.642
2 - D2	21.347	118.7	41.096	<b>127.0</b>	40.026	88.1	1:42.469	87.38	7.224		13:50:18.111
3 - D2	22.226	121.5	38.819	126.1	37.426	89.9	1:38.471	90.93	3.226		13:51:56.582
4 - D2	21.296	129.3	38.180	126.3	36.948	90.4	1:36.424	92.86	1.179		13:53:33.006
5 - D2	21.236	129.5	41.521	112.4	IN PIT		1:42.598	<b>P</b>	87.27	7.353	13:55:15.604
6 - D2	OUTLAP	109.4	40.151	110.1	38.630	90.5	4:31.318	33.00	2:56.073		13:59:46.922
7 - D2	21.141	130.5	37.851	125.9	37.106	<b>91.4</b>	1:36.098	93.18	0.853		14:01:23.020
8 - D2	21.096	132.8	37.912	125.9	36.577	90.9	1:35.585	<b>(2)</b>	93.68	0.340	14:02:58.605
<b>9 - D2</b>	<b>21.016</b>	132.3	37.839	<b>127.0</b>	<b>36.390</b>	90.1	<b>1:35.245</b>	<b>(1)</b>	<b>94.01</b>		<b>14:04:33.850</b>
10 - D2	21.110	133.6	38.098	126.8	36.546	90.6	1:35.754	<b>(3)</b>	93.51	0.509	14:06:09.604
11 - D2	21.167	131.5	<b>37.790</b>	126.3	IN PIT		1:38.787	<b>P</b>	90.64	3.542	14:07:48.391
12 - D2	OUTLAP	127.5	40.715	92.0	IN PIT		5:19.907	<b>P</b>	27.99	3:44.662	14:13:08.298
13 - D2	OUTLAP	116.9	38.551	126.3	36.939	90.1	10:37.535	14.04	9:02.290		14:23:45.833
14 - D2	21.151	128.0	38.136	126.1	36.575	90.5	1:35.862	93.40	0.617		14:25:21.695
15 - D2	21.081	<b>134.2</b>	38.532	124.5	36.927	90.1	1:36.540	92.75	1.295		14:26:58.235
16 - D2	21.322	117.3	38.436	126.6	IN PIT		1:38.357	<b>P</b>	91.04	3.112	14:28:36.592
17 - D2	OUTLAP	108.4	39.436	125.9	37.502	89.4	4:10.925	35.68	2:35.680		14:32:47.517
18 - D2	21.534	121.1	49.132	125.4	IN PIT		1:49.053	<b>P</b>	82.11	13.808	14:34:36.570

P21 27 GT4PA Newbridge Motorsport		Aston Martin Vantage AMR GT4									
IDEAL LAP TIME : 1:35.407		BEST LAP TIME : 1:35.507		DIFFERENCE : 0.100							
D1: Matt TOPHAM		D2: Darren TURNER									
LAP	SECTOR 1	SECTOR 2	SECTOR 3	LAP TIME	MPH	DIFF	TIME OF DAY				
1 - D2	OUTLAP	125.4	38.158	127.0	36.889	91.5					13:48:05.264
2 - D2	21.116	128.3	38.165	127.5	36.777	90.8	1:36.058	93.21	0.551		13:49:41.322
3 - D2	21.073	131.8	38.372	127.8	37.025	90.5	1:36.470	92.82	0.963		13:51:17.792
4 - D2	21.101	132.8	37.951	128.0	36.659	91.0	1:35.711	93.55	0.204		13:52:53.503
5 - D2	21.005	131.8	37.966	127.3	36.838	91.5	1:35.809	93.46	0.302		13:54:29.312
6 - D2	20.955	133.4	37.975	127.5	36.783	91.6	1:35.713	93.55	0.206		13:56:05.025
7 - D2	20.978	132.6	<b>37.846</b>	127.8	36.722	91.4	1:35.546	<b>(2)</b>	93.71	0.039	13:57:40.571
<b>8 - D2</b>	20.994	129.8	37.864	127.5	36.649	90.9	<b>1:35.507</b>	<b>(1)</b>	<b>93.75</b>		<b>13:59:16.078</b>
9 - D2	20.998	132.8	38.002	127.3	<b>36.630</b>	90.6	1:35.630	<b>(3)</b>	93.63	0.123	14:00:51.708
10 - D2	20.956	132.1	38.528	127.0	IN PIT		1:38.507	<b>P</b>	90.90	3.000	14:02:30.215
11 - D1	OUTLAP	125.4	38.816	127.8	38.743	90.4	3:25.903	43.48	1:50.396		14:05:56.118
12 - D1	21.195	128.8	38.085	127.5	37.346	90.0	1:36.626	92.67	1.119		14:07:32.744
13 - D1	21.166	129.5	38.881	<b>128.8</b>	37.175	90.9	1:37.222	92.10	1.715		14:09:09.966
14 - D1	21.154	129.8	37.976	<b>128.8</b>	37.271	89.7	1:36.401	92.88	0.894		14:10:46.367
15 - D1	21.159	128.8	39.013	128.0	IN PIT		1:45.225	<b>P</b>	85.09	9.718	14:12:31.592
16 - D2	OUTLAP	120.2	38.350	127.5	37.501	92.5	12:08.230	12.29	10:32.723		14:24:39.822
17 - D2	<b>20.931</b>	129.3	38.094	127.5	37.197	92.1	1:36.222	93.06	0.715		14:26:16.044
18 - D2	21.052	130.0	37.996	128.5	37.591	92.3	1:36.639	92.65	1.132		14:27:52.683
19 - D2	20.993	131.8	38.077	<b>128.8</b>	36.992	<b>92.6</b>	1:36.062	93.21	0.555		14:29:28.745
20 - D2	21.044	131.0	38.275	128.0	37.318	91.4	1:36.637	92.66	1.130		14:31:05.382
21 - D2	20.987	<b>134.2</b>	38.050	128.3	36.702	91.3	1:35.739	93.52	0.232		14:32:41.121
22 - D2	21.816	118.7	40.557	118.3	IN PIT		1:44.967	<b>P</b>	85.30	9.460	14:34:26.088

# 2022 Intelligent Money British GT Championship

## TEST SESSION 2 - SECTOR ANALYSIS



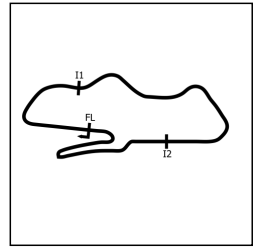
SECTOR 1 = FL to I1, SECTOR 2 = I1 to I2, SECTOR 3 = I2 to FL, DIFF = Difference To Personal Best Lap, P = Crossed Finish Line in Pit Lane, D = Time Disallowed

P22 56 GT4S		Assetto Motorsport			Ginetta G56 GT4		
IDEAL LAP TIME : 1:35.367		BEST LAP TIME : 1:35.715			DIFFERENCE : 0.348		
D1: Joe WHEELER		D2: Freddie TOMLINSON					
LAP	SECTOR 1	SECTOR 2	SECTOR 3	LAP TIME	MPH	DIFF	TIME OF DAY
1 - D1	OUTLAP	105.1	43.409	117.7	41.053	88.4	
2 - D1	22.019	127.8	40.132	102.9	40.161	91.0	1:42.312
3 - D1	21.464	116.9	38.969	116.9	38.225	89.2	1:38.658
4 - D1	21.467	129.0	38.564	124.5	37.688	90.9	1:37.719
5 - D1	21.234	129.8	<b>37.541</b>	124.7	37.318	91.1	1:36.093
6 - D1	21.131	127.3	38.891	124.7	38.554	<b>91.9</b>	1:38.576
7 - D1	21.058	131.3	58.675	123.3	IN PIT		1:59.935 P
8 - D2	OUTLAP	119.8	40.013	124.2	38.995	90.5	4:27.315
9 - D2	21.500	125.9	38.742	124.9	37.676	90.0	1:37.918
10 - D2	21.456	130.8	38.377	125.6	37.517	90.8	1:37.350
11 - D2	21.328	<b>131.8</b>	39.647	124.9	37.881	90.4	1:38.856
12 - D2	21.767	104.5	44.840	122.6	IN PIT		1:51.756 P
13 - D2	OUTLAP	121.3	40.838	117.5	38.490	89.7	11:00.915
14 - D2	21.301	<b>131.8</b>	38.387	123.8	37.235	89.2	1:36.923
15 - D2	21.195	131.3	39.304	124.0	37.515	89.4	1:38.014
16 - D2	21.098	<b>131.8</b>	37.882	<b>126.3</b>	36.967	90.4	1:35.947 (3)
<b>17 - D2</b>	<b>21.047</b>	<b>131.8</b>	37.889	125.2	<b>36.779</b>	89.4	<b>1:35.715 (1)</b>
18 - D2	21.174	131.0	37.777	125.4	36.957	89.5	1:35.908 (2)
19 - D2	21.930	106.3	41.614	124.0	IN PIT		1:45.544 P

P23 9 GT4S		Century Motorsport			BMW M4 GT4		
IDEAL LAP TIME : 1:35.622		BEST LAP TIME : 1:35.788			DIFFERENCE : 0.166		
D1: Chris SALKELD		D2: Tom RAWLINGS					
LAP	SECTOR 1	SECTOR 2	SECTOR 3	LAP TIME	MPH	DIFF	TIME OF DAY
1 - D2	OUTLAP	113.5	39.815	125.6	39.215	88.5	
2 - D2	22.933	120.9	38.948	127.5	37.968	90.5	1:39.849
3 - D2	21.166	127.8	38.303	128.8	37.572	91.0	1:37.041
4 - D2	21.191	128.3	38.401	128.0	37.626	<b>92.3</b>	1:37.218
5 - D2	21.302	128.3	38.610	129.0	37.642	91.0	1:37.554
6 - D2	21.170	128.5	<b>38.055</b>	128.0	37.175	91.1	1:36.400 (3)
7 - D2	21.109	128.8	38.149	128.0	37.018	91.3	1:36.276 (2)
8 - D2	21.069	<b>131.5</b>	38.174	128.5	IN PIT		1:39.549 P
9 - D1	OUTLAP	118.9	38.805	127.3	37.367	90.3	3:10.315
10 - D1	21.786	127.8	39.218	<b>129.3</b>	40.028	91.4	1:41.032
11 - D1	21.094	130.0	38.198	128.5	37.356	91.3	1:36.648
12 - D1	21.254	125.4	38.983	129.0	37.150	91.3	1:37.387
13 - D1	22.979	103.5	43.443	118.5	IN PIT		1:50.759 P
14 - D1	OUTLAP	108.0	40.494	124.7	38.533	90.1	15:11.977
15 - D1	21.310	122.4	38.542	128.0	37.539	86.1	1:37.391
16 - D1	21.229	128.0	38.392	127.8	36.835	91.8	1:36.456
17 - D1	20.992	127.3	38.293	129.0	37.288	92.1	1:36.573
<b>18 - D1</b>	<b>20.946</b>	129.3	38.221	128.8	<b>36.621</b>	91.5	<b>1:35.788 (1)</b>
19 - D1	21.877	108.7	41.085	124.2	IN PIT		1:45.349 P

# 2022 Intelligent Money British GT Championship

## TEST SESSION 2 - SECTOR ANALYSIS



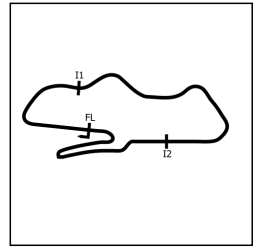
SECTOR 1 = FL to I1, SECTOR 2 = I1 to I2, SECTOR 3 = I2 to FL, DIFF = Difference To Personal Best Lap, P = Crossed Finish Line in Pit Lane, D = Time Disallowed

P24 61 GT4S Academy Motorsport		Ford Mustang GT4						
IDEAL LAP TIME : 1:35.731		BEST LAP TIME : 1:36.332		DIFFERENCE : 0.601				
D1: Matt COWLEY		D2: Marco SIGNORETTI						
LAP	SECTOR 1	SECTOR 2	SECTOR 3	LAP TIME	MPH	DIFF	TIME OF DAY	
1 - D2	OUTLAP	95.3	42.412	124.5	40.527	89.5		
2 - D2	23.205	107.7	39.851	126.3	43.385	91.0	1:46.441	
3 - D2	21.211	130.3	38.716	127.0	38.237	91.8	1:38.164	
4 - D2	21.435	129.8	38.669	127.0	38.320	90.9	1:38.424	
5 - D2	21.341	130.0	38.511	126.3	37.293	91.4	1:37.145	
6 - D2	21.201	130.0	38.459	126.3	37.362	90.8	1:37.022	
7 - D2	21.762	122.6	39.008	126.8	IN PIT		1:41.035 P	
8 - D2	OUTLAP	117.1	39.113	125.4	38.602	<b>92.5</b>	5:28.479	
9 - D2	21.272	129.8	38.387	127.0	37.363	91.0	1:37.022	
10 - D2	21.253	131.0	37.922	126.8	37.434	92.1	1:36.609 (2)	
11 - D2	21.129	130.3	39.791	124.5	38.096	91.3	1:39.016	
12 - D2	21.224	131.8	38.252	127.3	37.358	91.5	1:36.834	
13 - D2	21.564	130.8	38.396	127.0	IN PIT		1:40.623 P	
14 - D2	OUTLAP	120.9	39.016	126.8	38.050	91.0	11:55.146	
15 - D2	21.234	129.0	38.265	127.3	<b>36.833</b>	91.0	<b>1:36.332 (1)</b>	
16 - D2	21.136	131.3	38.374	127.3	IN PIT		1:39.062 P	
17 - D1	OUTLAP	123.1	38.205	127.3	37.247	91.8	3:09.866	
18 - D1	21.209	132.6	38.477	<b>128.0</b>	37.050	91.3	1:36.736 (3)	
19 - D1	<b>20.984</b>	<b>134.2</b>	<b>37.914</b>	125.4	IN PIT		1:44.752 P	

P25 51 GT4S Valluga Racing		Porsche 718 Cayman GT4 RS CS						
IDEAL LAP TIME : 1:36.377		BEST LAP TIME : 1:36.475		DIFFERENCE : 0.098				
D1: Ross WYLIE		D2: Matthew GRAHAM						
LAP	SECTOR 1	SECTOR 2	SECTOR 3	LAP TIME	MPH	DIFF	TIME OF DAY	
1 - D2	OUTLAP	117.5	39.566	126.8	38.878	92.0		
2 - D2	21.460	128.8	38.948	127.5	37.055	92.3	1:37.463	
3 - D2	21.220	127.0	38.894	128.3	37.533	91.8	1:37.647	
4 - D2	21.176	130.3	38.846	127.5	36.987	92.0	1:37.009	
5 - D2	21.322	131.8	38.715	127.8	37.420	91.8	1:37.457	
6 - D2	21.273	131.3	39.133	127.5	37.194	92.3	1:37.600	
7 - D2	21.270	130.3	39.465	127.8	37.386	92.5	1:38.121	
8 - D2	21.527	<b>133.4</b>	39.574	127.5	IN PIT		1:40.123 P	
9 - D2	OUTLAP	104.6	41.058	123.3	39.972	<b>93.5</b>	4:27.611	
10 - D2	21.119	131.3	38.614	128.5	36.951	92.1	1:36.684	
11 - D2	21.213	131.5	38.709	128.0	37.075	92.0	1:36.997	
12 - D2	21.235	127.3	39.041	128.3	36.808	92.8	1:37.084	
13 - D2	21.083	133.1	38.994	128.0	38.798	92.6	1:38.875	
14 - D2	21.137	131.3	38.730	128.5	<b>36.738</b>	92.8	1:36.605 (3)	
15 - D2	21.062	129.3	43.591	106.5	IN PIT		1:50.789 P	
16 - D2	OUTLAP	117.5	41.655	127.3	38.572	92.8	9:29.146	
17 - D2	21.197	128.0	40.424	<b>128.8</b>	37.297	92.6	1:38.918	
18 - D2	21.047	126.8	39.210	128.0	37.217	93.2	1:37.474	
19 - D2	21.070	127.8	38.760	128.3	36.759	92.5	1:36.589 (2)	
20 - D2	21.108	128.5	<b>38.604</b>	128.3	36.763	92.5	<b>1:36.475 (1)</b>	
21 - D2	<b>21.035</b>	128.0	39.970	127.5	IN PIT		1:41.276 P	

# 2022 Intelligent Money British GT Championship

## TEST SESSION 2 - SECTOR ANALYSIS



SECTOR 1 = FL to I1, SECTOR 2 = I1 to I2, SECTOR 3 = I2 to FL, DIFF = Difference To Personal Best Lap, P = Crossed Finish Line in Pit Lane, D = Time Disallowed

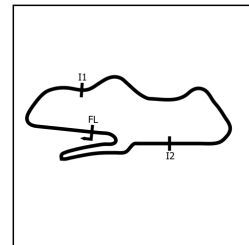
P26 26 GT4S Paddock Motorsport				McLaren 570S GT4			
IDEAL LAP TIME : 1:36.598		BEST LAP TIME : 1:36.914		DIFFERENCE : 0.316			
D1: Ashley MARSHALL		D2: Moh RITSON					
LAP	SECTOR 1	SECTOR 2	SECTOR 3	LAP TIME	MPH	DIFF	TIME OF DAY
1 - D1	OUTLAP	94.5	44.822	121.1	38.852	89.8	
2 - D1	21.538	129.0	39.728	126.1	38.671	90.4	3.023
3 - D1	21.360	129.3	38.505	<b>127.3</b>	37.802	89.4	0.753
4 - D1	21.395	126.6	38.894	125.9	37.459	89.3	0.834
5 - D1	21.274	129.8	38.553	126.6	37.488	90.4	0.401
<b>6 - D1</b>	21.224	<b>131.8</b>	<b>38.234</b>	126.1	37.456	89.5	<b>1:36.914 (1)</b>
7 - D1	21.257	131.3	38.588	126.3	37.436	90.3	<b>92.39</b>
8 - D1	21.517	128.3	38.918	126.3	37.809	<b>91.8</b>	0.367
9 - D1	<b>21.132</b>	130.3	38.721	125.4	IN PIT		1.330
10 - D1	OUTLAP	115.1	40.493	124.0	37.976	90.1	14:01:03.729
11 - D1	21.318	127.5	38.697	126.8	37.458	91.1	1.330
12 - D1	21.133	<b>131.8</b>	38.671	126.3	37.497	90.4	2.281
13 - D1	21.345	131.0	38.570	127.0	<b>37.232</b>	90.6	14:02:42.924
14 - D1	21.341	131.5	38.583	126.8	37.388	89.8	0.367
15 - D1	21.452	128.0	38.888	127.0	IN PIT		1.330

P27 65 GT4S Team Parker Racing				Porsche 718 Cayman GT4 RS CS			
IDEAL LAP TIME : 1:36.808		BEST LAP TIME : 1:37.112		DIFFERENCE : 0.304			
D1: Seb HOPKINS		D2: Jamie ORTON					
LAP	SECTOR 1	SECTOR 2	SECTOR 3	LAP TIME	MPH	DIFF	TIME OF DAY
1 - D2	OUTLAP	89.7	43.867	112.9	41.189	89.9	
2 - D2	21.558	118.7	39.483	127.5	37.176	90.5	13:51:23.682
3 - D2	21.386	123.3	38.853	127.3	37.346	91.4	1.105
<b>4 - D2</b>	21.239	124.5	38.951	127.3	<b>36.922</b>	90.8	0.473
5 - D2	<b>21.128</b>	126.1	<b>38.758</b>	127.3	37.359	91.1	<b>1:37.112 (1)</b>
6 - D2	21.514	124.2	39.421	112.7	IN PIT		<b>92.20</b>
7 - D2	OUTLAP	110.5	43.168	<b>128.3</b>	37.375	90.8	0.133
8 - D2	21.221	<b>126.6</b>	39.253	128.0	37.114	90.9	13:57:53.841
9 - D2	21.262	125.9	38.857	<b>128.3</b>	IN PIT		7.911
10 - D2	OUTLAP	117.9	40.126	127.3	38.042	91.4	13:59:38.864
11 - D2	21.177	126.3	39.741	127.5	37.672	<b>91.9</b>	5:12.789
12 - D2	21.171	126.1	41.112	115.5	IN PIT		0.476
13 - D2	OUTLAP	114.7	39.798	124.7	IN PIT		14:06:28.765

P28 68 GT4PA Team BRIT				McLaren 570S GT4			
IDEAL LAP TIME : 1:36.941		BEST LAP TIME : 1:37.194		DIFFERENCE : 0.253			
D1: Aaron MORGAN		D2: Bobby TRUNDLEY					
LAP	SECTOR 1	SECTOR 2	SECTOR 3	LAP TIME	MPH	DIFF	TIME OF DAY
1 - D2	OUTLAP	120.4	39.340	124.7	37.838	89.4	
2 - D2	21.632	127.3	40.206	125.4	37.602	89.8	13:47:06.551
3 - D2	22.376	118.3	38.963	<b>126.1</b>	37.490	<b>90.5</b>	2.246
4 - D2	21.446	130.5	38.869	125.9	38.639	90.0	1.635
5 - D2	21.417	130.5	<b>38.434</b>	<b>126.1</b>	37.558	89.5	1.760
6 - D2	21.502	128.3	39.078	125.2	IN PIT		13:52:03.774
7 - D2	OUTLAP	125.9	39.432	124.9	37.799	89.3	0.215
8 - D2	21.452	<b>131.0</b>	38.971	124.0	37.946	89.5	13:53:41.183
9 - D2	21.438	126.1	38.885	124.2	<b>37.200</b>	89.9	3.147
<b>10 - D2</b>	<b>21.307</b>	<b>131.0</b>	38.630	124.5	37.257	89.0	<b>1:37.194 (1)</b>
11 - D2	21.653	127.0	38.916	125.9	38.199	90.1	<b>92.12</b>
12 - D2	21.392	129.3	40.822	125.4	37.670	90.3	1:17.525
13 - D2	21.313	130.8	38.756	124.9	37.638	89.1	1.175
14 - D2	21.399	125.2	38.905	125.2	IN PIT		0.329
15 - D1	OUTLAP	89.7	49.654	91.8	IN PIT		14:01:32.135
16 - D1	OUTLAP	84.6	40.968	124.7	39.768	88.5	<b>14:03:09.329</b>
17 - D1	21.709	125.6	39.187	125.9	39.851	90.3	1.574
18 - D1	21.482	125.2	39.405	116.7	IN PIT		14:04:48.097
19 - D1	OUTLAP	116.5	39.530	125.6	40.468	90.1	2.690
20 - D1	21.659	125.4	43.343	98.1	IN PIT		0.513

# 2022 Intelligent Money British GT Championship

## TEST SESSION 2 - SECTOR ANALYSIS



SECTOR 1 = FL to I1, SECTOR 2 = I1 to I2, SECTOR 3 = I2 to FL, DIFF = Difference To Personal Best Lap, P = Crossed Finish Line in Pit Lane, D = Time Disallowed

P29 48 GT4S		Toyota GAZOO Racing UK					Toyota GR Supra GT4				
IDEAL LAP TIME : 1:37.126		BEST LAP TIME : 1:37.235					DIFFERENCE : 0.109				
D1: Tom EDGAR		D2: Jordan COLLARD									
LAP		SECTOR 1		SECTOR 2		SECTOR 3		LAP TIME	MPH	DIFF	TIME OF DAY
1 - D1	OUTLAP	101.9	42.130	123.3	40.906	91.3					13:47:42.524
2 - D1		21.605	122.4	39.517	37.944	90.9	1:39.066	90.38	1.831		13:49:21.590
3 - D1		21.361	130.0	38.773	37.320	90.4	1:37.454 (2)	91.88	0.219		13:50:59.044
4 - D1		22.631	111.1	46.006	92.4	IN PIT	1:58.273 P	75.71	21.038		13:52:57.317
5 - D1	OUTLAP	105.5	41.723	124.0	39.189	90.1	9:55.640	15.03	8:18.405		14:02:52.957
6 - D1		21.579	128.8	39.426	37.603	91.1	1:38.608	90.80	1.373		14:04:31.565
7 - D1		21.373	129.3	<b>38.666</b>	<b>37.196</b>	91.3	<b>1:37.235 (1)</b>	<b>92.09</b>			<b>14:06:08.800</b>
8 - D1		22.714	125.4	39.048	37.397	91.3	1:39.159	90.30	1.924		14:07:47.959
9 - D1		21.309	<b>131.8</b>	39.581	<b>127.0</b>	IN PIT	1:40.826 P	88.81	3.591		14:09:28.785
10 - D2	OUTLAP	117.7	41.894	89.0	IN PIT		3:37.126 P	41.24	1:59.891		14:13:05.911
11 - D2	OUTLAP	122.2	39.273	125.4	37.882	90.0	12:28.536	11.96	10:51.301		14:25:34.447
12 - D2		21.364	130.3	38.808	37.971	91.6	1:38.143 (3)	91.23	0.908		14:27:12.590
13 - D2		<b>21.264</b>	127.0	38.958	<b>127.0</b>	39.059	1:39.281	90.19	2.046		14:28:51.871
14 - D2		21.326	129.3	40.699	124.2	IN PIT	1:40.801 P	88.83	3.566		14:30:32.672

# 2022 Intelligent Money British GT Championship

## TEST SESSION 2 - BEST SECTORS

SECTOR 1			SECTOR 2			SECTOR 3			IDEAL / BEST COMPARISON						
POS	NO	NAME	TIME	NO	NAME	TIME	NO	NAME	TIME	POS	NO	NAME	IDEAL	BEST	DIFF
													<b>PERFECT LAP</b>	<b>1:26.596</b>	
1	8	Team Abba Racing	19.026	8	Team Abba Racing	34.146	66	Team Parker Racing	33.424	1	66	Team Parker Racing	1:26.682	1:26.933	0.251
2	66	Team Parker Racing	19.072	66	Team Parker Racing	34.186	77	Enduro Motorsport	33.680	2	8	Team Abba Racing	1:26.949	1:27.035	0.086
3	6	RAM Racing	19.123	6	RAM Racing	34.197	22	Balfe Motorsport	33.755	3	77	Enduro Motorsport	1:27.013	1:27.184	0.171
4	77	Enduro Motorsport	19.127	77	Enduro Motorsport	34.206	32	Redline Racing	33.765	4	6	RAM Racing	1:27.299	1:27.405	0.106
5	5	Greystone GT	19.152	32	Redline Racing	34.297	8	Team Abba Racing	33.777	5	32	Redline Racing	1:27.303	1:27.407	0.104
6	15	RAM Racing	19.192	15	RAM Racing	34.301	4	2 Seas Motorsport	33.832	6	4	2 Seas Motorsport	1:27.335	1:27.335	0.000
7	4	2 Seas Motorsport	19.198	4	2 Seas Motorsport	34.305	40	Fox Motorsport	33.888	7	22	Balfe Motorsport	1:27.397	1:27.722	0.325
8	91	Century Motorsport	19.203	22	Balfe Motorsport	34.390	5	Greystone GT	33.893	8	15	RAM Racing	1:27.456	1:27.748	0.292
9	40	Fox Motorsport	19.209	3	Assetto Motorsport	34.412	15	RAM Racing	33.963	9	5	Greystone GT	1:27.464	1:27.464	0.000
10	32	Redline Racing	19.241	5	Greystone GT	34.419	6	RAM Racing	33.979	10	40	Fox Motorsport	1:27.770	1:28.027	0.257
11	22	Balfe Motorsport	19.252	76	7TSIX	34.480	76	7TSIX	34.044	11	3	Assetto Motorsport	1:27.813	1:28.045	0.232
12	2	Team Rocket RJN	19.268	18	WPI Motorsport	34.574	3	Assetto Motorsport	34.112	12	76	7TSIX	1:27.898	1:28.076	0.178
13	3	Assetto Motorsport	19.289	91	Century Motorsport	34.654	91	Century Motorsport	34.147	13	91	Century Motorsport	1:28.004	1:28.128	0.124
14	18	WPI Motorsport	19.311	40	Fox Motorsport	34.673	18	WPI Motorsport	34.160	14	18	WPI Motorsport	1:28.045	1:28.144	0.099
15	72	Barwell Motorsport	19.362	2	Team Rocket RJN	34.763	2	Team Rocket RJN	34.180	15	2	Team Rocket RJN	1:28.211	1:28.211	0.000
16	76	7TSIX	19.374	72	Barwell Motorsport	34.874	72	Barwell Motorsport	34.232	16	72	Barwell Motorsport	1:28.468	1:28.769	0.301
17	11	Paddock Motorsport	19.525	11	Paddock Motorsport	35.312	11	Paddock Motorsport	34.429	17	11	Paddock Motorsport	1:29.266	1:29.461	0.195
18	90	Century Motorsport	20.749	56	Assetto Motorsport	37.541	90	Century Motorsport	36.355	18	90	Century Motorsport	1:34.767	1:35.205	0.438
19	42	Steller Motorsport	20.883	42	Steller Motorsport	37.565	23	R Racing	36.390	19	42	Steller Motorsport	1:35.117	1:35.182	0.065
20	27	Newbridge Motorsport	20.931	90	Century Motorsport	37.663	9	Century Motorsport	36.621	20	23	R Racing	1:35.196	1:35.245	0.049
21	9	Century Motorsport	20.946	23	R Racing	37.790	27	Newbridge Motorsport	36.630	21	56	Assetto Motorsport	1:35.367	1:35.715	0.348
22	61	Academy Motorsport	20.984	27	Newbridge Motorsport	37.846	42	Steller Motorsport	36.669	22	27	Newbridge Motorsport	1:35.407	1:35.507	0.100
23	23	R Racing	21.016	61	Academy Motorsport	37.914	51	Valluga Racing	36.738	23	9	Century Motorsport	1:35.622	1:35.788	0.166
24	51	Valluga Racing	21.035	9	Century Motorsport	38.055	56	Assetto Motorsport	36.779	24	61	Academy Motorsport	1:35.731	1:36.332	0.601
25	56	Assetto Motorsport	21.047	26	Paddock Motorsport	38.234	61	Academy Motorsport	36.833	25	51	Valluga Racing	1:36.377	1:36.475	0.098
26	65	Team Parker Racing	21.128	68	Team BRIT	38.434	65	Team Parker Racing	36.922	26	26	Paddock Motorsport	1:36.598	1:36.914	0.316
27	26	Paddock Motorsport	21.132	51	Valluga Racing	38.604	48	Toyota GAZOO Racing UK	37.196	27	65	Team Parker Racing	1:36.808	1:37.112	0.304
28	48	Toyota GAZOO Racing UK	21.264	48	Toyota GAZOO Racing UK	38.666	68	Team BRIT	37.200	28	68	Team BRIT	1:36.941	1:37.194	0.253
29	68	Team BRIT	21.307	65	Team Parker Racing	38.758	26	Paddock Motorsport	37.232	29	48	Toyota GAZOO Racing UK	1:37.126	1:37.235	0.109

# 2022 Intelligent Money British GT Championship

## TEST SESSION 2 - BEST SPEEDS

INTERMEDIATE 1				INTERMEDIATE 2			FINISH LINE		
POS	NO	NAME	MPH	NO	NAME	MPH	NO	NAME	MPH
1	8	Team Abba Racing	148.7	5	Greystone GT	141.8	77	Enduro Motorsport	104.0
2	4	2 Seas Motorsport	148.1	77	Enduro Motorsport	141.2	8	Team Abba Racing	103.2
3	40	Fox Motorsport	147.8	8	Team Abba Racing	140.6	5	Greystone GT	103.0
4	66	Team Parker Racing	147.1	40	Fox Motorsport	140.6	66	Team Parker Racing	102.9
5	77	Enduro Motorsport	146.8	3	Assetto Motorsport	140.6	32	Redline Racing	102.2
6	77	RAM Racing	146.5	66	Team Parker Racing	140.3	40	Fox Motorsport	102.1
7	2	Team Rocket RJN	146.5	76	7TSIX	140.1	91	Century Motorsport	102.1
8	32	Redline Racing	146.2	2	Team Rocket RJN	140.1	6	RAM Racing	101.6
9	5	Greystone GT	146.2	4	2 Seas Motorsport	139.8	2	Team Rocket RJN	101.6
10	3	Assetto Motorsport	146.2	6	RAM Racing	139.8	4	2 Seas Motorsport	101.5
11	76	7TSIX	146.2	91	Century Motorsport	139.2	3	Assetto Motorsport	101.3
12	91	Century Motorsport	145.8	32	Redline Racing	138.9	22	Balfe Motorsport	101.2
13	18	WPI Motorsport	145.5	15	RAM Racing	138.9	15	RAM Racing	101.0
14	72	Barwell Motorsport	145.5	18	WPI Motorsport	138.9	11	Paddock Motorsport	101.0
15	22	Balfe Motorsport	145.2	11	Paddock Motorsport	138.9	18	WPI Motorsport	100.9
16	15	RAM Racing	145.2	22	Balfe Motorsport	138.3	76	7TSIX	100.6
17	11	Paddock Motorsport	139.5	72	Barwell Motorsport	138.0	72	Barwell Motorsport	100.6
18	42	Steller Motorsport	135.8	90	Century Motorsport	130.5	51	Valluga Racing	93.5
19	90	Century Motorsport	135.2	9	Century Motorsport	129.3	42	Steller Motorsport	92.9
20	23	R Racing	134.2	27	Newbridge Motorsport	128.8	27	Newbridge Motorsport	92.6
21	27	Newbridge Motorsport	134.2	51	Valluga Racing	128.8	61	Academy Motorsport	92.5
22	61	Academy Motorsport	134.2	42	Steller Motorsport	128.5	48	Toyota GAZOO Racing UK	92.5
23	51	Valluga Racing	133.4	65	Team Parker Racing	128.3	90	Century Motorsport	92.4
24	56	Assetto Motorsport	131.8	61	Academy Motorsport	128.0	9	Century Motorsport	92.3
25	26	Paddock Motorsport	131.8	26	Paddock Motorsport	127.3	56	Assetto Motorsport	91.9
26	48	Toyota GAZOO Racing UK	131.8	23	R Racing	127.0	65	Team Parker Racing	91.9
27	9	Century Motorsport	131.5	48	Toyota GAZOO Racing UK	127.0	26	Paddock Motorsport	91.8
28	68	Team BRIT	131.0	56	Assetto Motorsport	126.3	23	R Racing	91.4
29	65	Team Parker Racing	126.6	68	Team BRIT	126.1	68	Team BRIT	90.5



## 2022 Intelligent Money British GT Championship

### TEST SESSION 2 - DRIVER STATISTICS

POS	NO	CL	PIC	TEAM / DRIVERS	CAR	LAPS	RACE TIME	%	BEST	ON	MPH
1	66	GT3PA	1	<b>Team Parker Racing</b> Nick JONES (GBR) Scott MALVERN (GBR)	Porsche 911 GT3 R	18	<b>46:21.043</b>				
						6	17:25.211	37.58	1:32.408	17	96.90
						11	20:18.378	43.81	1:26.933	11	103.00
2	8	GT3SA	1	<b>Team Abba Racing</b> Richard NEARY (GBR) Sam NEARY (GBR)	Mercedes-AMG GT3	11	<b>40:26.017</b>				
						0	0.000	0.00		0	
						10	16:24.993	40.60	1:27.035	4	102.88
3	77	GT3PA	2	<b>Enduro Motorsport</b> Morgan TILLBROOK (GBR) Marcus CLUTTON (GBR)	McLaren 720S GT3	20	<b>46:40.843</b>				
						9	13:57.934	29.92	1:29.730	16	99.79
						10	21:11.787	45.41	1:27.184	10	102.70
4	4	GT3PA	3	<b>2 Seas Motorsport</b> James COTTINGHAM (GBR) Lewis WILLIAMSON (GBR)	Mercedes-AMG GT3	21	<b>45:22.794</b>				
						13	32:17.662	71.16	1:28.480	12	101.20
						7	10:36.530	23.38	1:27.335	19	102.52
5	6	GT3PA	4	<b>RAM Racing</b> Ian LOGGIE (GBR) Callum MACLEOD (GBR)	Mercedes-AMG GT3	22	<b>47:43.811</b>				
						7	12:09.880	25.49	1:28.136	11	101.59
						14	26:22.591	55.26	1:27.405	18	102.44
6	32	GT3SA	2	<b>Redline Racing</b> Alex MALYKHIN (GBR) James DORLIN (GBR)	Lamborghini Huracan GT3 Evo	22	<b>47:34.694</b>				
						14	21:12.043	44.56	1:28.368	19	101.33
						7	13:55.656	29.27	1:27.407	3	102.44
7	5	GT3SA	3	<b>Greystone GT</b> Stewart PROCTOR (GBR) Lewis PROCTOR (GBR)	McLaren 720S GT3	18	<b>48:22.521</b>				
						1	1:44.207	3.59		0	
						16	28:15.595	58.42	1:27.464	14	102.37
8	22	GT3PA	5	<b>Balfe Motorsport</b> Shaun BALFE (GBR) Adam CARROLL (GBR)	Audi R8 LMS Evo II GT3	19	<b>46:14.474</b>				
						0	0.000	0.00		0	
						18	28:53.259	62.47	1:27.722	3	102.07
9	15	GT3SA	4	<b>RAM Racing</b> John FERGUSON (GBR) Ulysse DE PAUW (BEL)	Mercedes-AMG GT3	20	<b>46:01.191</b>				
						12	22:04.212	47.96	1:29.153	6	100.43
						7	10:51.267	23.59	1:27.748	19	102.04
10	40	GT3PA	6	<b>Fox Motorsport</b> Nick HALSTEAD (GBR) Rob BELL (GBR)	McLaren 720S GT3	21	<b>48:08.512</b>				
						1	1:53.502	3.93		0	
						19	31:26.421	65.31	1:28.027	19	101.72
11	3	GT3SA	5	<b>Assetto Motorsport</b> Mark SANSOM (GBR) Will TREGURTHA (GBR)	Bentley Continental GT3	18	<b>42:59.217</b>				
						4	12:44.111	29.63	1:28.722	4	100.92
						13	19:37.364	45.65	1:28.045	8	101.70
12	76	GT3PA	7	<b>7TSIX</b> Mia FLEWITT (SWE) Euan HANKEY (GBR)	McLaren 720S GT3	21	<b>54:04.971</b>				
						9	20:26.347	37.79	1:32.263	17	97.05
						11	20:54.636	38.66	1:28.076	10	101.66
13	91	GT3SA	6	<b>Century Motorsport</b> Betty CHEN (TPE) Angus FENDER (GBR)	BMW M4 GT3	22	<b>46:35.959</b>				
						21	35:30.842	76.21	1:28.128	20	101.60
						0	0.000	0.00		0	
14	18	GT3PA	8	<b>WPI Motorsport</b> Michael IGOE (GBR) Phil KEEN (GBR)	Lamborghini Huracan GT3 Evo	22	<b>47:25.241</b>				
						13	19:47.497	41.74	1:28.814	17	100.82
						8	16:28.575	34.74	1:28.144	7	101.58
15	2	GT3SA	7	<b>Team Rocket RJN</b> Simon WATTS (GBR) James KELL (GBR)	McLaren 720S GT3	22	<b>46:50.638</b>				
						7	22:12.520	47.41	1:35.033	10	94.22
						14	24:38.118	52.59	1:28.211	20	101.51
16	72	GT3PA	9	<b>Barwell Motorsport</b> Adam BALON (GBR) Sandy MITCHELL (GBR)	Lamborghini Huracan GT3 Evo	21	<b>48:20.731</b>				
						17	26:11.789	54.19	1:29.038	19	100.56
						3	7:55.552	16.39	1:28.769	3	100.87
17	11	GT3PA	10	<b>Paddock Motorsport</b> Kelvin FLETCHER (GBR) Martin PLOWMAN (GBR)	McLaren 720S GT3	11	<b>27:18.392</b>				
						0	0.000	0.00		0	
						10	17:11.183	62.94	1:29.461	4	100.09
18	42	GT4S	1	<b>Steller Motorsport</b> Richard WILLIAMS (GBR) Sennan FIELDING (GBR)	Audi R8 LMS GT4	19	<b>44:51.627</b>				
						0	0.000	0.00		0	
						18	31:25.235	70.04	1:35.182	11	94.07
19	90	GT4S	2	<b>Century Motorsport</b> Jack BROWN (GBR) Will BURNS (GBR)	BMW M4 GT4	18	<b>43:17.019</b>				
						13	20:52.508	48.23	1:35.205	15	94.05
						4	10:11.623	23.55	1:36.724	4	92.57

Weather / Track : Overcast / Dry

Donington Park GP: 2.4873 miles  
Date: 26/05/2022 Start: 13:45 Finish: 00:00

## 2022 Intelligent Money British GT Championship

### TEST SESSION 2 - DRIVER STATISTICS

POS	NO	CL	PIC	TEAM / DRIVERS	CAR	LAPS	RACE TIME	%	BEST	ON	MPH
20	23	GT4S	3	<b>R Racing</b> Josh MILLER (GBR) Jamie DAY (GBR)	Aston Martin Vantage AMR GT4	18	<b>47:44.041</b>				
						0	0.000	0.00		0	
						17	29:30.773	61.83	1:35.245	9	94.01
21	27	GT4PA	1	<b>Newbridge Motorsport</b> Matt TOPHAM (GBR) Darren TURNER (GBR)	Aston Martin Vantage AMR GT4	22	<b>47:55.331</b>				
						12	19:15.181	40.18	1:35.739	21	93.52
						9	17:48.329	37.15	1:35.507	8	93.75
22	56	GT4S	4	<b>Assetto Motorsport</b> Joe WHEELER (GBR) Freddie TOMLINSON (GBR)	Ginetta G56 GT4	19	<b>44:03.268</b>				
						6	14:49.108	33.64	1:36.093	5	93.18
						12	19:33.126	44.38	1:35.715	17	93.55
23	9	GT4S	5	<b>Century Motorsport</b> Chris SALKELD (GBR) Tom RAWLINGS (GBR)	BMW M4 GT4	19	<b>46:24.330</b>				
						11	18:12.837	39.25	1:35.788	18	93.48
						7	14:38.932	31.57	1:36.276	7	93.00
24	61	GT4S	6	<b>Academy Motorsport</b> Matt COWLEY (GBR) Marco SIGNORETTI (CAN)	Ford Mustang GT4	19	<b>47:04.124</b>				
						3	4:57.208	10.52	1:36.736	18	92.56
						15	27:58.412	59.43	1:36.332	15	92.95
25	51	GT4S	7	<b>Valluga Racing</b> Ross WYLIE (GBR) Matthew GRAHAM (GBR)	Porsche 718 Cayman GT4 RS CS	21	<b>45:09.253</b>				
						0	0.000	0.00		0	
						20	34:17.409	75.94	1:36.475	20	92.81
26	26	GT4S	8	<b>Paddock Motorsport</b> Ashley MARSHALL (GBR) Moh RITSON (GBR)	McLaren 570S GT4	15	<b>43:27.977</b>				
						14	24:39.360	56.72	1:36.914	6	92.39
						0	0.000	0.00		0	
27	65	GT4S	9	<b>Team Parker Racing</b> Seb HOPKINS (GBR) Jamie ORTON (GBR)	Porsche 718 Cayman GT4 RS CS	13	<b>43:01.320</b>				
						0	0.000	0.00		0	
						12	21:53.531	50.89	1:37.112	4	92.20
28	68	GT4PA	2	<b>Team BRIT</b> Aaron MORGAN (GBR) Bobby TRUNDLEY (GBR)	McLaren 570S GT4	20	<b>48:39.570</b>				
						6	10:33.534	21.70	1:40.747	17	88.88
						13	25:10.433	51.73	1:37.194	10	92.12
29	48	GT4S	10	<b>Toyota GAZOO Racing UK</b> Tom EDGAR (GBR) Jordan COLLARD (GBR)	Toyota GR Supra GT4	14	<b>44:35.261</b>				
						8	17:01.322	38.18	1:37.235	7	92.09
						5	8:09.768	18.31	1:38.143	12	91.23

# 2022 Intelligent Money British GT Championship

## TEST SESSION 2 - PIT STOP ANALYSIS

<b>P1</b>	<b>66 GT3PA</b>	<b>Team Parker Racing</b>	<b>Porsche 911 GT3 R</b>				
D1: Nick JONES	Total Stint: 6 Laps - 17:25.211 (37.58%)		Best Lap: 1:32.408 On Lap 17 @ 96.90 mph				
D2: Scott MALVERN	Total Stint: 11 Laps - 20:18.378 (43.81%)		Best Lap: 1:26.933 On Lap 11 @ 103.00 mph				
STOP	IN TIME	DRIVER IN	STINT TIME	STOP TIME	TOTAL STOP TIME	OUT TIME	DRIVER OUT
1 -	13:55:27.597	Scott MALVERN	9:00.921	2:07.016	2:07.016	13:57:34.613	Scott MALVERN
2 -	14:06:23.838	Scott MALVERN	8:49.225	2:28.232	4:35.248	14:08:52.070	Nick JONES
3 -	14:32:47.719	Nick JONES					
<b>P2</b>	<b>8 GT3SA</b>	<b>Team Abba Racing</b>	<b>Mercedes-AMG GT3</b>				
D1: Richard NEARY	Total Stint: 0 Laps		Best Lap: 1:27.035 On Lap 4 @ 102.88 mph				
D2: Sam NEARY	Total Stint: 10 Laps - 16:24.993 (40.6%)						
STOP	IN TIME	DRIVER IN	STINT TIME	STOP TIME	TOTAL STOP TIME	OUT TIME	DRIVER OUT
1 -	13:54:10.370	Sam NEARY	7:32.979	9:49.525	9:49.525	14:03:59.895	Sam NEARY
2 -	14:11:21.656	Sam NEARY	7:21.761	14:11.499	24:01.024	14:25:33.155	Sam NEARY
3 -	14:27:03.408	Sam NEARY					
<b>P3</b>	<b>77 GT3PA</b>	<b>Enduro Motorsport</b>	<b>McLaren 720S GT3</b>				
D1: Morgan TILLBROOK	Total Stint: 9 Laps - 13:57.934 (29.92%)		Best Lap: 1:29.730 On Lap 16 @ 99.79 mph				
D2: Marcus CLUTTON	Total Stint: 10 Laps - 21:11.787 (45.41%)		Best Lap: 1:27.184 On Lap 10 @ 102.70 mph				
STOP	IN TIME	DRIVER IN	STINT TIME	STOP TIME	TOTAL STOP TIME	OUT TIME	DRIVER OUT
1 -	13:56:07.774	Marcus CLUTTON	9:00.281	1:31.363	1:31.363	13:57:39.137	Marcus CLUTTON
2 -	14:04:59.666	Marcus CLUTTON	7:20.529	4:50.977	6:22.340	14:09:50.643	Morgan TILLBROOK
3 -	14:29:04.008	Morgan TILLBROOK	15:53.732	1:22.881	7:45.221	14:30:26.889	Morgan TILLBROOK
-	Finish	Morgan TILLBROOK	3:21.447				
<b>P4</b>	<b>4 GT3PA</b>	<b>2 Seas Motorsport</b>	<b>Mercedes-AMG GT3</b>				
D1: James COTTINGHAM	Total Stint: 13 Laps - 32:17.662 (71.16%)		Best Lap: 1:28.480 On Lap 12 @ 101.20 mph				
D2: Lewis WILLIAMSON	Total Stint: 7 Laps - 10:36.530 (23.38%)		Best Lap: 1:27.335 On Lap 19 @ 102.52 mph				
STOP	IN TIME	DRIVER IN	STINT TIME	STOP TIME	TOTAL STOP TIME	OUT TIME	DRIVER OUT
1 -	13:57:06.612	James COTTINGHAM	9:09.507	2:28.602	2:28.602	13:59:35.214	James COTTINGHAM
2 -	14:11:42.535	James COTTINGHAM	12:07.321	11:00.834	13:29.436	14:22:43.369	Lewis WILLIAMSON
-	Finish	Lewis WILLIAMSON	10:36.530				
<b>P5</b>	<b>6 GT3PA</b>	<b>RAM Racing</b>	<b>Mercedes-AMG GT3</b>				
D1: Ian LOGGIE	Total Stint: 7 Laps - 12:09.880 (25.49%)		Best Lap: 1:28.136 On Lap 11 @ 101.59 mph				
D2: Callum MACLEOD	Total Stint: 14 Laps - 26:22.591 (55.26%)		Best Lap: 1:27.405 On Lap 18 @ 102.44 mph				
STOP	IN TIME	DRIVER IN	STINT TIME	STOP TIME	TOTAL STOP TIME	OUT TIME	DRIVER OUT
1 -	13:56:47.776	Callum MACLEOD	10:48.812	1:53.478	1:53.478	13:58:41.254	Ian LOGGIE
2 -	14:06:20.185	Ian LOGGIE	7:38.931	1:11.649	3:05.127	14:07:31.834	Callum MACLEOD
3 -	14:28:41.782	Callum MACLEOD	14:49.153	1:41.693	4:46.820	14:30:23.475	Ian LOGGIE
-	Finish	Ian LOGGIE	3:19.300				
<b>P6</b>	<b>32 GT3SA</b>	<b>Redline Racing</b>	<b>Lamborghini Huracan GT3 Evo</b>				
D1: Alex MALYKHIN	Total Stint: 14 Laps - 21:12.043 (44.56%)		Best Lap: 1:28.368 On Lap 19 @ 101.33 mph				
D2: James DORLIN	Total Stint: 7 Laps - 13:55.656 (29.27%)		Best Lap: 1:27.407 On Lap 3 @ 102.44 mph				
STOP	IN TIME	DRIVER IN	STINT TIME	STOP TIME	TOTAL STOP TIME	OUT TIME	DRIVER OUT
1 -	13:58:08.784	James DORLIN	11:56.961	1:58.695	1:58.695	14:00:07.479	Alex MALYKHIN
-	Finish	Alex MALYKHIN	21:20.060				
<b>P7</b>	<b>5 GT3SA</b>	<b>Greystone GT</b>	<b>McLaren 720S GT3</b>				
D1: Stewart PROCTOR	Total Stint: 1 Laps - 1:44.207 (3.59%)		Best Lap: 1:27.464 On Lap 14 @ 102.37 mph				
D2: Lewis PROCTOR	Total Stint: 16 Laps - 28:15.595 (58.42%)						
STOP	IN TIME	DRIVER IN	STINT TIME	STOP TIME	TOTAL STOP TIME	OUT TIME	DRIVER OUT
1 -	13:53:40.326	Lewis PROCTOR	7:34.385	2:48.427	2:48.427	13:56:28.753	Lewis PROCTOR
2 -	14:02:28.449	Lewis PROCTOR	5:59.696	3:09.970	5:58.397	14:05:38.419	Lewis PROCTOR
3 -	14:10:08.011	Lewis PROCTOR	4:29.592	12:24.322	18:22.719	14:22:32.333	Lewis PROCTOR
4 -	14:29:59.362	Lewis PROCTOR	7:27.029	2:44.893	21:07.612	14:32:44.255	Stewart PROCTOR
-	Finish	Stewart PROCTOR	1:44.207				
<b>P8</b>	<b>22 GT3PA</b>	<b>Balfe Motorsport</b>	<b>Audi R8 LMS Evo II GT3</b>				
D1: Shaun BALFE	Total Stint: 0 Laps		Best Lap: 1:27.722 On Lap 3 @ 102.07 mph				
D2: Adam CARROLL	Total Stint: 18 Laps - 28:53.259 (62.47%)						
STOP	IN TIME	DRIVER IN	STINT TIME	STOP TIME	TOTAL STOP TIME	OUT TIME	DRIVER OUT

## 2022 Intelligent Money British GT Championship

### TEST SESSION 2 - PIT STOP ANALYSIS

1 -	13:54:19.710	Adam CARROLL	6:00.775	1:43.723	1:43.723	13:56:03.433	Adam CARROLL
2 -	14:03:31.428	Adam CARROLL	7:27.995	5:53.459	7:37.182	14:09:24.887	Adam CARROLL
-	Finish	Adam CARROLL	25:08.522				

STOP	IN TIME	DRIVER IN	STINT TIME	STOP TIME	TOTAL STOP TIME	OUT TIME	DRIVER OUT
1 -	13:52:16.093	John FERGUSON	6:35.059	1:58.053	1:58.053	13:54:14.146	John FERGUSON
2 -	14:07:55.621	John FERGUSON	13:41.475	1:47.678	3:45.731	14:09:43.299	Ulysse DE PAUW
3 -	14:11:34.481	Ulysse DE PAUW	1:51.182	11:07.659	14:53.390	14:22:42.140	Ulysse DE PAUW
4 -	14:31:42.225	Ulysse DE PAUW					

STOP	IN TIME	DRIVER IN	STINT TIME	STOP TIME	TOTAL STOP TIME	OUT TIME	DRIVER OUT
1 -	13:53:32.647	Rob BELL	7:30.047	2:59.369	2:59.369	13:56:32.016	Rob BELL
2 -	14:03:58.814	Rob BELL	7:26.798	2:08.328	5:07.697	14:06:07.142	Rob BELL
3 -	14:30:30.135	Rob BELL	18:23.279	1:47.475	6:55.172	14:32:17.610	Nick HALSTEAD
-	Finish	Nick HALSTEAD	1:53.502				

STOP	IN TIME	DRIVER IN	STINT TIME	STOP TIME	TOTAL STOP TIME	OUT TIME	DRIVER OUT
1 -	13:58:14.227	Mark SANSOM	7:33.302	5:10.809	5:10.809	14:03:25.036	Will TREGURTHA
-	Finish	Will TREGURTHA	0.000				

STOP	IN TIME	DRIVER IN	STINT TIME	STOP TIME	TOTAL STOP TIME	OUT TIME	DRIVER OUT
1 -	13:54:53.292	Euan HANKEY	9:50.446	3:07.075	3:07.075	13:58:00.367	Euan HANKEY
2 -	14:07:00.108	Euan HANKEY	8:59.741	2:04.449	5:11.524	14:09:04.557	Mia FLEWITT
-	Finish	Mia FLEWITT	26:52.359				

STOP	IN TIME	DRIVER IN	STINT TIME	STOP TIME	TOTAL STOP TIME	OUT TIME	DRIVER OUT
1 -	14:02:19.507	Betty CHEN	15:32.362	2:03.291	2:03.291	14:04:22.798	Betty CHEN
-	Finish	Betty CHEN	29:00.306				

STOP	IN TIME	DRIVER IN	STINT TIME	STOP TIME	TOTAL STOP TIME	OUT TIME	DRIVER OUT
1 -	13:53:15.186	Phil KEEN	7:27.086	1:40.634	1:40.634	13:54:55.820	Phil KEEN
2 -	14:00:49.735	Phil KEEN	5:53.915	3:07.574	4:48.208	14:03:57.309	Michael IGEOE
-	Finish	Michael IGEOE	19:42.657				

STOP	IN TIME	DRIVER IN	STINT TIME	STOP TIME	TOTAL STOP TIME	OUT TIME	DRIVER OUT
1 -	13:57:28.765	James KELL	12:05.557	1:56.019	1:56.019	13:59:24.784	Simon WATTS
2 -	14:10:47.542	Simon WATTS	11:22.758	10:49.762	12:45.781	14:21:37.304	James KELL
3 -	14:32:13.846	James KELL					

# 2022 Intelligent Money British GT Championship

## TEST SESSION 2 - PIT STOP ANALYSIS

<b>P16</b>	<b>72 GT3PA</b>	<b>Barwell Motorsport</b>	Lamborghini Huracan GT3 Evo				
D1: Adam BALON	Total Stint: 17 Laps - 26:11.789 (54.19%)		Best Lap: 1:29.038 On Lap 19 @ 100.56 mph				
D2: Sandy MITCHELL	Total Stint: 3 Laps - 7:55.552 (16.39%)		Best Lap: 1:28.769 On Lap 3 @ 100.87 mph				
STOP	IN TIME	DRIVER IN	STINT TIME	STOP TIME	TOTAL STOP TIME	OUT TIME	DRIVER OUT
1 -	13:51:51.419	Sandy MITCHELL	5:59.667	1:55.885	1:55.885	13:53:47.304	Adam BALON
2 -	14:04:31.102	Adam BALON	10:43.798	4:49.012	6:44.897	14:09:20.114	Adam BALON
-	Finish	Adam BALON	21:36.692				
<b>P17</b>	<b>11 GT3PA</b>	<b>Paddock Motorsport</b>	McLaren 720S GT3				
D1: Kelvin FLETCHER	Total Stint: 0 Laps		Best Lap: 1:29.461 On Lap 4 @ 100.09 mph				
D2: Martin PLOWMAN	Total Stint: 10 Laps - 17:11.183 (62.94%)						
STOP	IN TIME	DRIVER IN	STINT TIME	STOP TIME	TOTAL STOP TIME	OUT TIME	DRIVER OUT
1 -	14:11:44.427	Martin PLOWMAN	9:18.575	10:07.209	10:07.209	14:21:51.636	Martin PLOWMAN
2 -	14:29:44.244	Martin PLOWMAN					
<b>P18</b>	<b>42 GT4S</b>	<b>Steller Motorsport</b>	Audi R8 LMS GT4				
D1: Richard WILLIAMS	Total Stint: 0 Laps		Best Lap: 1:35.182 On Lap 11 @ 94.07 mph				
D2: Sennan FIELDING	Total Stint: 18 Laps - 31:25.235 (70.04%)						
STOP	IN TIME	DRIVER IN	STINT TIME	STOP TIME	TOTAL STOP TIME	OUT TIME	DRIVER OUT
1 -	13:58:52.540	Sennan FIELDING	13:37.607	1:57.694	1:57.694	14:00:50.234	Sennan FIELDING
2 -	14:07:24.223	Sennan FIELDING	6:33.989	2:53.317	4:51.011	14:10:17.540	Sennan FIELDING
3 -	14:30:06.560	Sennan FIELDING					
<b>P19</b>	<b>90 GT4S</b>	<b>Century Motorsport</b>	BMW M4 GT4				
D1: Jack BROWN	Total Stint: 13 Laps - 20:52.508 (48.23%)		Best Lap: 1:35.205 On Lap 15 @ 94.05 mph				
D2: Will BURNS	Total Stint: 4 Laps - 10:11.623 (23.55%)		Best Lap: 1:36.724 On Lap 4 @ 92.57 mph				
STOP	IN TIME	DRIVER IN	STINT TIME	STOP TIME	TOTAL STOP TIME	OUT TIME	DRIVER OUT
1 -	13:47:56.180	Will BURNS	1:46.420	19.779	19.779	13:48:15.959	Will BURNS
2 -	13:54:47.055	Will BURNS	6:31.096	1:54.107	2:13.886	13:56:41.162	Jack BROWN
3 -	14:04:58.082	Jack BROWN	8:16.920	2:30.905	4:44.791	14:07:28.987	Jack BROWN
4 -	14:29:26.779	Will BURNS					
<b>P20</b>	<b>23 GT4S</b>	<b>R Racing</b>	Aston Martin Vantage AMR GT4				
D1: Josh MILLER	Total Stint: 0 Laps		Best Lap: 1:35.245 On Lap 9 @ 94.01 mph				
D2: Jamie DAY	Total Stint: 17 Laps - 29:30.773 (61.83%)						
STOP	IN TIME	DRIVER IN	STINT TIME	STOP TIME	TOTAL STOP TIME	OUT TIME	DRIVER OUT
1 -	13:55:15.604	Jamie DAY	8:23.075	2:50.266	2:50.266	13:58:05.870	Jamie DAY
2 -	14:07:48.391	Jamie DAY	9:42.521	3:27.410	6:17.676	14:11:15.801	Jamie DAY
3 -	14:28:36.592	Jamie DAY	15:28.294	2:34.121	8:51.797	14:31:10.713	Jamie DAY
-	Finish	Jamie DAY	3:25.857				
<b>P21</b>	<b>27 GT4PA</b>	<b>Newbridge Motorsport</b>	Aston Martin Vantage AMR GT4				
D1: Matt TOPHAM	Total Stint: 12 Laps - 19:15.181 (40.18%)		Best Lap: 1:35.739 On Lap 21 @ 93.52 mph				
D2: Darren TURNER	Total Stint: 9 Laps - 17:48.329 (37.15%)		Best Lap: 1:35.507 On Lap 8 @ 93.75 mph				
STOP	IN TIME	DRIVER IN	STINT TIME	STOP TIME	TOTAL STOP TIME	OUT TIME	DRIVER OUT
1 -	14:02:30.215	Darren TURNER	15:59.458	1:48.871	1:48.871	14:04:19.086	Matt TOPHAM
-	Finish	Matt TOPHAM	0.000				
<b>P22</b>	<b>56 GT4S</b>	<b>Assetto Motorsport</b>	Ginetta G56 GT4				
D1: Joe WHEELER	Total Stint: 6 Laps - 14:49.108 (33.64%)		Best Lap: 1:36.093 On Lap 5 @ 93.18 mph				
D2: Freddie TOMLINSON	Total Stint: 12 Laps - 19:33.126 (44.38%)		Best Lap: 1:35.715 On Lap 17 @ 93.55 mph				
STOP	IN TIME	DRIVER IN	STINT TIME	STOP TIME	TOTAL STOP TIME	OUT TIME	DRIVER OUT
1 -	14:02:22.364	Joe WHEELER	12:01.107	2:48.001	2:48.001	14:05:10.365	Freddie TOMLINSON
-	Finish	Freddie TOMLINSON	20:48.966				
<b>P23</b>	<b>9 GT4S</b>	<b>Century Motorsport</b>	BMW M4 GT4				
D1: Chris SALKELD	Total Stint: 11 Laps - 18:12.837 (39.25%)		Best Lap: 1:35.788 On Lap 18 @ 93.48 mph				
D2: Tom RAWLINGS	Total Stint: 7 Laps - 14:38.932 (31.57%)		Best Lap: 1:36.276 On Lap 7 @ 93.00 mph				
STOP	IN TIME	DRIVER IN	STINT TIME	STOP TIME	TOTAL STOP TIME	OUT TIME	DRIVER OUT
1 -	13:58:11.390	Tom RAWLINGS	13:04.655	1:34.277	1:34.277	13:59:45.667	Chris SALKELD
2 -	14:08:07.531	Chris SALKELD	8:21.864	13:32.561	15:06.838	14:21:40.092	Chris SALKELD

# 2022 Intelligent Money British GT Championship

## TEST SESSION 2 - PIT STOP ANALYSIS

3 - 14:31:31.065 Chris SALKELD

<b>P24 61 GT4S</b>		<b>Academy Motorsport</b>		<b>Ford Mustang GT4</b>			
D1: Matt COWLEY		Total Stint: 3 Laps - 4:57.208 (10.52%)		Best Lap: 1:36.736 On Lap 18 @ 92.56 mph			
D2: Marco SIGNORETTI		Total Stint: 15 Laps - 27:58.412 (59.43%)		Best Lap: 1:36.332 On Lap 15 @ 92.95 mph			
STOP	IN TIME	DRIVER IN	STINT TIME	STOP TIME	TOTAL STOP TIME	OUT TIME	DRIVER OUT
1 -	13:58:17.492	Marco SIGNORETTI	11:43.647	3:50.499	3:50.499	14:02:07.991	Marco SIGNORETTI
2 -	14:11:56.075	Marco SIGNORETTI	9:48.084	10:18.005	14:08.504	14:22:14.080	Marco SIGNORETTI
3 -	14:27:06.615	Marco SIGNORETTI	4:52.535	1:34.146	15:42.650	14:28:40.761	Matt COWLEY
-	Finish	Matt COWLEY	4:57.208				

<b>P25 51 GT4S</b>		<b>Valluga Racing</b>		<b>Porsche 718 Cayman GT4 RS CS</b>			
D1: Ross WYLIE		Total Stint: 0 Laps		Best Lap: 1:36.475 On Lap 20 @ 92.81 mph			
D2: Matthew GRAHAM		Total Stint: 20 Laps - 34:17.409 (75.94%)					
STOP	IN TIME	DRIVER IN	STINT TIME	STOP TIME	TOTAL STOP TIME	OUT TIME	DRIVER OUT
1 -	13:59:13.077	Matthew GRAHAM	13:04.730	2:43.496	2:43.496	14:01:56.573	Matthew GRAHAM
2 -	14:31:17.600	Matthew GRAHAM					

<b>P26 26 GT4S</b>		<b>Paddock Motorsport</b>		<b>McLaren 570S GT4</b>			
D1: Ashley MARSHALL		Total Stint: 14 Laps - 24:39.360 (56.72%)		Best Lap: 1:36.914 On Lap 6 @ 92.39 mph			
D2: Moh RITSON		Total Stint: 0 Laps					
STOP	IN TIME	DRIVER IN	STINT TIME	STOP TIME	TOTAL STOP TIME	OUT TIME	DRIVER OUT
1 -	14:02:42.924	Ashley MARSHALL	14:51.399	18:48.617	18:48.617	14:21:31.541	Ashley MARSHALL
2 -	14:31:19.502	Ashley MARSHALL					

<b>P27 65 GT4S</b>		<b>Team Parker Racing</b>		<b>Porsche 718 Cayman GT4 RS CS</b>			
D1: Seb HOPKINS		Total Stint: 0 Laps		Best Lap: 1:37.112 On Lap 4 @ 92.20 mph			
D2: Jamie ORTON		Total Stint: 12 Laps - 21:53.531 (50.89%)					
STOP	IN TIME	DRIVER IN	STINT TIME	STOP TIME	TOTAL STOP TIME	OUT TIME	DRIVER OUT
1 -	13:59:38.864	Jamie ORTON	10:03.384	5:00.412	5:00.412	14:04:39.276	Jamie ORTON
2 -	14:09:46.063	Jamie ORTON	5:06.787	12:15.904	17:16.316	14:22:01.967	Jamie ORTON
3 -	14:27:02.309	Jamie ORTON	5:00.342	3:51.473	21:07.789	14:30:53.782	Jamie ORTON
4 -	14:32:36.800	Jamie ORTON					

<b>P28 68 GT4PA</b>		<b>Team BRIT</b>		<b>McLaren 570S GT4</b>			
D1: Aaron MORGAN		Total Stint: 6 Laps - 10:33.534 (21.7%)		Best Lap: 1:40.747 On Lap 17 @ 88.88 mph			
D2: Bobby TRUNDLEY		Total Stint: 13 Laps - 25:10.433 (51.73%)		Best Lap: 1:37.194 On Lap 10 @ 92.12 mph			
STOP	IN TIME	DRIVER IN	STINT TIME	STOP TIME	TOTAL STOP TIME	OUT TIME	DRIVER OUT
1 -	13:55:21.524	Bobby TRUNDLEY	9:52.729	1:15.916	1:15.916	13:56:37.440	Bobby TRUNDLEY
2 -	14:09:47.061	Bobby TRUNDLEY	13:09.621	2:08.083	3:23.999	14:11:55.144	Aaron MORGAN
3 -	14:28:40.097	Aaron MORGAN	14:36.580	1:51.407	5:15.406	14:30:31.504	Aaron MORGAN
-	Finish	Aaron MORGAN	3:36.861				

<b>P29 48 GT4S</b>		<b>Toyota GAZOO Racing UK</b>		<b>Toyota GR Supra GT4</b>			
D1: Tom EDGAR		Total Stint: 8 Laps - 17:01.322 (38.18%)		Best Lap: 1:37.235 On Lap 7 @ 92.09 mph			
D2: Jordan COLLARD		Total Stint: 5 Laps - 8:09.768 (18.31%)		Best Lap: 1:38.143 On Lap 12 @ 91.23 mph			
STOP	IN TIME	DRIVER IN	STINT TIME	STOP TIME	TOTAL STOP TIME	OUT TIME	DRIVER OUT
1 -	13:52:57.317	Tom EDGAR	6:59.906	8:13.339	8:13.339	14:01:10.656	Tom EDGAR
2 -	14:09:28.785	Tom EDGAR	8:18.129	1:43.287	9:56.626	14:11:12.072	Jordan COLLARD
3 -	14:30:32.672	Jordan COLLARD					

# 2022 Intelligent Money British GT Championship

## TEST SESSION 2 - STATISTICS

**Competitors Started** 29  
**Planned Start** 2022-05-26 @ 13:45:00.000  
**Actual Start** 2022-05-26 @ 13:45:00.000  
**Finish Time**  
**Track Length** 2.4873mi.  
**Total Laps** 546  
**Total Distance Covered** 1358.0924mi.

### Session Fastest Lap History

NO	CL	NAME	LAP TIME	TIME OF DAY	LAP	VEHICLE
76	GT3PA	<b>7TSIX</b> <i>E. HANKEY</i>	<b>1:36.246</b>	13:48:20.972	2	McLaren 720S GT3
2	GT3SA	<b>Team Rocket RJN</b> <i>J. KELL</i>	<b>1:33.219</b>	13:48:28.273	2	McLaren 720S GT3
18	GT3PA	<b>WPI Motorsport</b> <i>P. KEEN</i>	<b>1:30.730</b>	13:48:47.454	2	Lamborghini Huracan GT3 Evo
72	GT3PA	<b>Barwell Motorsport</b> <i>S. MITCHELL</i>	<b>1:29.397</b>	13:48:51.214	2	Lamborghini Huracan GT3 Evo
40	GT3PA	<b>Fox Motorsport</b> <i>R. BELL</i>	<b>1:28.423</b>	13:49:04.388	2	McLaren 720S GT3
8	GT3SA	<b>Team Abba Racing</b> <i>S. NEARY</i>	<b>1:27.386</b>	13:49:41.446	2	Mercedes-AMG GT3
8	GT3SA	<b>Team Abba Racing</b> <i>S. NEARY</i>	<b>1:27.035</b>	13:52:40.984	4	Mercedes-AMG GT3
66	GT3PA	<b>Team Parker Racing</b> <i>S. MALVERN</i>	<b>1:26.933</b>	14:04:52.954	11	Porsche 911 GT3 R

### Flag History

TYPE	TIME OF DAY
GREEN	13:45:00.000
RED	14:11:59.903
GREEN	14:21:18.284
RED	14:33:04.566

### Flag Statistics

TYPE	COUNT	TOTAL LAPS	TOTAL TIME
Green	2	21	38:46.185
Red	2	1	15:47.969
Safety Car	0	0	0.000
FCY	0	0	0.000

# 2022 Intelligent Money British GT Championship

## TEST SESSION 2 - STATISTICS

CLASS : GT3SA

7 Starters

### Fastest Lap History

NO	NAME	LAP TIME	TIME OF DAY	LAP	VEHICLE
2	<b>Team Rocket RJN</b> <i>J. KELL</i>	<b>1:33.219</b>	13:48:28.273	2	McLaren 720S GT3
5	<b>Greystone GT</b> <i>L. PROCTOR</i>	<b>1:31.115</b>	13:49:08.457	2	McLaren 720S GT3
32	<b>Redline Racing</b> <i>J. DORLIN</i>	<b>1:29.148</b>	13:49:15.037	2	Lamborghini Huracan GT3 Evo
8	<b>Team Abba Racing</b> <i>S. NEARY</i>	<b>1:27.386</b>	13:49:41.446	2	Mercedes-AMG GT3
8	<b>Team Abba Racing</b> <i>S. NEARY</i>	<b>1:27.035</b>	13:52:40.984	4	Mercedes-AMG GT3



# 2022 Intelligent Money British GT Championship

## TEST SESSION 2 - STATISTICS

CLASS : GT3PA

10 Starters

### Fastest Lap History

NO	NAME	LAP TIME	TIME OF DAY	LAP	VEHICLE
76	<b>TTSIX</b> <i>E. HANKEY</i>	<b>1:36.246</b>	13:48:20.972	2	McLaren 720S GT3
18	<b>WPI Motorsport</b> <i>P. KEEN</i>	<b>1:30.730</b>	13:48:47.454	2	Lamborghini Huracan GT3 Evo
72	<b>Barwell Motorsport</b> <i>S. MITCHELL</i>	<b>1:29.397</b>	13:48:51.214	2	Lamborghini Huracan GT3 Evo
40	<b>Fox Motorsport</b> <i>R. BELL</i>	<b>1:28.423</b>	13:49:04.388	2	McLaren 720S GT3
40	<b>Fox Motorsport</b> <i>R. BELL</i>	<b>1:28.079</b>	13:50:32.467	3	McLaren 720S GT3
66	<b>Team Parker Racing</b> <i>S. MALVERN</i>	<b>1:27.504</b>	13:52:28.379	4	Porsche 911 GT3 R
66	<b>Team Parker Racing</b> <i>S. MALVERN</i>	<b>1:27.110</b>	13:53:55.489	5	Porsche 911 GT3 R
66	<b>Team Parker Racing</b> <i>S. MALVERN</i>	<b>1:27.061</b>	14:03:26.021	10	Porsche 911 GT3 R
66	<b>Team Parker Racing</b> <i>S. MALVERN</i>	<b>1:26.933</b>	14:04:52.954	11	Porsche 911 GT3 R

# 2022 Intelligent Money British GT Championship

## TEST SESSION 2 - STATISTICS

CLASS : GT4S

10 Starters

### Fastest Lap History

NO	NAME	LAP TIME	TIME OF DAY	LAP	VEHICLE
9	<b>Century Motorsport</b> <i>T. RAWLINGS</i>	<b>1:39.849</b>	13:48:27.352	2	BMW M4 GT4
48	<b>Toyota GAZOO Racing UK</b> <i>T. EDGAR</i>	<b>1:39.066</b>	13:49:21.590	2	Toyota GR Supra GT4
51	<b>Valluga Racing</b> <i>M. GRAHAM</i>	<b>1:37.463</b>	13:49:25.120	2	Porsche 718 Cayman GT4 RS CS
9	<b>Century Motorsport</b> <i>T. RAWLINGS</i>	<b>1:37.041</b>	13:50:04.393	3	BMW M4 GT4
51	<b>Valluga Racing</b> <i>M. GRAHAM</i>	<b>1:37.009</b>	13:52:39.776	4	Porsche 718 Cayman GT4 RS CS
90	<b>Century Motorsport</b> <i>W. BURNS</i>	<b>1:36.724</b>	13:53:08.526	4	BMW M4 GT4
23	<b>R Racing</b> <i>J. DAY</i>	<b>1:36.424</b>	13:53:33.006	4	Aston Martin Vantage AMR GT4
9	<b>Century Motorsport</b> <i>T. RAWLINGS</i>	<b>1:36.400</b>	13:54:55.565	6	BMW M4 GT4
9	<b>Century Motorsport</b> <i>T. RAWLINGS</i>	<b>1:36.276</b>	13:56:31.841	7	BMW M4 GT4
56	<b>Assetto Motorsport</b> <i>J. WHEELER</i>	<b>1:36.093</b>	13:58:43.853	5	Ginetta G56 GT4
23	<b>R Racing</b> <i>J. DAY</i>	<b>1:35.585</b>	14:02:58.605	8	Aston Martin Vantage AMR GT4
23	<b>R Racing</b> <i>J. DAY</i>	<b>1:35.245</b>	14:04:33.850	9	Aston Martin Vantage AMR GT4
42	<b>Steller Motorsport</b> <i>S. FIELDING</i>	<b>1:35.182</b>	14:05:44.362	11	Audi R8 LMS GT4

# 2022 Intelligent Money British GT Championship

## TEST SESSION 2 - STATISTICS

CLASS : GT4PA

2 Starters

### Fastest Lap History

NO	NAME	LAP TIME	TIME OF DAY	LAP	VEHICLE
68	<b>Team BRIT</b> <i>B. TRUNDLEY</i>	<b>1:39.440</b>	13:48:45.991	2	McLaren 570S GT4
27	<b>Newbridge Motorsport</b> <i>D. TURNER</i>	<b>1:36.058</b>	13:49:41.322	2	Aston Martin Vantage AMR GT4
27	<b>Newbridge Motorsport</b> <i>D. TURNER</i>	<b>1:35.711</b>	13:52:53.503	4	Aston Martin Vantage AMR GT4
27	<b>Newbridge Motorsport</b> <i>D. TURNER</i>	<b>1:35.546</b>	13:57:40.571	7	Aston Martin Vantage AMR GT4
27	<b>Newbridge Motorsport</b> <i>D. TURNER</i>	<b>1:35.507</b>	13:59:16.078	8	Aston Martin Vantage AMR GT4

## 2022 Intelligent Money British GT Championship

### TEST SESSION 3 - CLASSIFICATION

POS	NO	CL	PIC	TEAM / DRIVERS	CAR	TIME	ON	LAPS	GAP	DIFF	MPH
1	15	GT3SA	1	<b>RAM Racing</b> John FERGUSON (GBR) / Ulysse DE PAUW (BEL)	Mercedes-AMG GT3	1:26.559	10	22			103.44
2	4	GT3PA	1	<b>2 Seas Motorsport</b> James COTTINGHAM (GBR) / Lewis WILLIAMSON (GBR)	Mercedes-AMG GT3	1:26.685	8	19	0.126	0.126	103.29
3	6	GT3PA	2	<b>RAM Racing</b> Ian LOGGIE (GBR) / Callum MACLEOD (GBR)	Mercedes-AMG GT3	1:26.982	17	23	0.423	0.297	102.94
4	72	GT3PA	3	<b>Barwell Motorsport</b> Adam BALON (GBR) / Sandy MITCHELL (GBR)	Lamborghini Huracan GT3 Evo	1:27.067	18	21	0.508	0.085	102.84
5	8	GT3SA	2	<b>Team Abba Racing</b> Richard NEARY (GBR) / Sam NEARY (GBR)	Mercedes-AMG GT3	1:27.525	7	8	0.966	0.458	102.30
6	40	GT3PA	4	<b>Fox Motorsport</b> Nick HALSTEAD (GBR) / Rob BELL (GBR)	McLaren 720S GT3	1:27.535	4	21	0.976	0.010	102.29
7	77	GT3PA	5	<b>Enduro Motorsport</b> Morgan TILLBROOK (GBR) / Marcus CLUTTON (GBR)	McLaren 720S GT3	1:28.006	19	25	1.447	0.471	101.74
8	22	GT3PA	6	<b>Balfe Motorsport</b> Shaun BALFE (GBR) / Adam CARROLL (GBR)	Audi R8 LMS Evo II GT3	1:28.027	17	19	1.468	0.021	101.72
9	18	GT3PA	7	<b>WPI Motorsport</b> Michael IGOE (GBR) / Phil KEEN (GBR)	Lamborghini Huracan GT3 Evo	1:28.112	21	22	1.553	0.085	101.62
10	11	GT3PA	8	<b>Paddock Motorsport</b> Kelvin FLETCHER (GBR) / Martin PLOWMAN (GBR)	McLaren 720S GT3	1:28.126	17	18	1.567	0.014	101.60
11	2	GT3SA	3	<b>Team Rocket R/JN</b> Simon WATTS (GBR) / James KELL (GBR)	McLaren 720S GT3	1:28.227	20	21	1.668	0.101	101.49
12	32	GT3SA	4	<b>Redline Racing</b> Alex MALYKHIN (GBR) / James DORLIN (GBR)	Lamborghini Huracan GT3 Evo	1:28.852	17	20	2.293	0.625	100.77
13	66	GT3PA	9	<b>Team Parker Racing</b> Nick JONES (GBR) / Scott MALVERN (GBR)	Porsche 911 GT3 R	1:29.216	20	21	2.657	0.364	100.36
14	3	GT3SA	5	<b>Assetto Motorsport</b> Mark SANSOM (GBR) / Will TREGURTHA (GBR)	Bentley Continental GT3	1:29.477	20	20	2.918	0.261	100.07
15	5	GT3SA	6	<b>Greystone GT</b> Stewart PROCTOR (GBR) / Lewis PROCTOR (GBR)	McLaren 720S GT3	1:30.344	18	23	3.785	0.867	99.11
16	91	GT3SA	7	<b>Century Motorsport</b> Betty CHEN (TPE) / Angus FENDER (GBR)	BMW M4 GT3	1:31.262	15	21	4.703	0.918	98.11
17	76	GT3PA	10	<b>7TSIX</b> Mia FLEWITT (SWE) / Euan HANKEY (GBR)	McLaren 720S GT3	1:35.245	4	6	8.686	3.983	94.01
18	51	GT4S	1	<b>Valluga Racing</b> Ross WYLIE (GBR) / Matthew GRAHAM (GBR)	Porsche 718 Cayman GT4 RS CS	1:35.346	8	21	8.787	0.101	93.91
19	42	GT4S	2	<b>Steller Motorsport</b> Richard WILLIAMS (GBR) / Sennan FIELDING (GBR)	Audi R8 LMS GT4	1:35.384	2	21	8.825	0.038	93.87
20	90	GT4S	3	<b>Century Motorsport</b> Jack BROWN (GBR) / Will BURNS (GBR)	BMW M4 GT4	1:35.448	18	20	8.889	0.064	93.81
21	65	GT4S	4	<b>Team Parker Racing</b> Seb HOPKINS (GBR) / Jamie ORTON (GBR)	Porsche 718 Cayman GT4 RS CS	1:35.450	4	13	8.891	0.002	93.81
22	61	GT4S	5	<b>Academy Motorsport</b> Matt COWLEY (GBR) / Marco SIGNORETTI (CAN)	Ford Mustang GT4	1:35.455	3	19	8.896	0.005	93.80
23	48	GT4S	6	<b>Toyota GAZOO Racing UK</b> Tom EDGAR (GBR) / Jordan COLLARD (GBR)	Toyota GR Supra GT4	1:35.500	19	20	8.941	0.045	93.76
24	56	GT4S	7	<b>Assetto Motorsport</b> Joe WHEELER (GBR) / Freddie TOMLINSON (GBR)	Ginetta G56 GT4	1:35.683	6	20	9.124	0.183	93.58
25	27	GT4PA	1	<b>Newbridge Motorsport</b> Matt TOPHAM (GBR) / Darren TURNER (GBR)	Aston Martin Vantage AMR GT4	1:35.694	13	16	9.135	0.011	93.57
26	23	GT4S	8	<b>R Racing</b> Josh MILLER (GBR) / Jamie DAY (GBR)	Aston Martin Vantage AMR GT4	1:35.809	4	19	9.250	0.115	93.46
27	9	GT4S	9	<b>Century Motorsport</b> Chris SALKELD (GBR) / Tom RAWLINGS (GBR)	BMW M4 GT4	1:36.407	4	13	9.848	0.598	92.88
28	26	GT4S	10	<b>Paddock Motorsport</b> Ashley MARSHALL (GBR) / Moh RITSON (GBR)	McLaren 570S GT4	1:36.704	4	20	10.145	0.297	92.59
29	68	GT4PA	2	<b>Team BRIT</b> Aaron MORGAN (GBR) / Bobby TRUNDLEY (GBR)	McLaren 570S GT4	1:36.718	15	20	10.159	0.014	92.58
30	7	GT4PA	3	<b>Motus One Racing</b> Ed MCDERMOTT (GBR) / Michael BROADHURST (GBR)	McLaren 570S GT4	1:36.850	4	19	10.291	0.132	92.45

Weather / Track : Cloudy / Dry

Donington Park GP: 2.4873 miles  
Date: 26/05/2022 Start: 16:05 Finish: 17:00

Results can be found at [www.tsl-timing.com](http://www.tsl-timing.com)

Printed - 17:06 Thursday, 26 May 2022

## 2022 Intelligent Money British GT Championship

### TEST SESSION 3 - CLASSIFICATION BY CATEGORY

#### CATEGORY : GT3

POS	NO	CL	TEAM / DRIVERS	CAR	TIME	ON	LAPS	GAP	DIFF	MPH
1	15	GT3SA	RAM Racing John FERGUSON (GBR) / Ulyse DE PAUW (BEL)	Mercedes-AMG GT3	1:26.559	10	22			103.44
2	4	GT3PA	2 Seas Motorsport James COTTINGHAM (GBR) / Lewis WILLIAMSON (GBR)	Mercedes-AMG GT3	1:26.685	8	19	0.126	0.126	103.29
3	6	GT3PA	RAM Racing Ian LOGGIE (GBR) / Callum MACLEOD (GBR)	Mercedes-AMG GT3	1:26.982	17	23	0.423	0.297	102.94
4	72	GT3PA	Barwell Motorsport Adam BALON (GBR) / Sandy MITCHELL (GBR)	Lamborghini Huracan GT3 Evo	1:27.067	18	21	0.508	0.085	102.84
5	8	GT3SA	Team Abba Racing Richard NEARY (GBR) / Sam NEARY (GBR)	Mercedes-AMG GT3	1:27.525	7	8	0.966	0.458	102.30
6	40	GT3PA	Fox Motorsport Nick HALSTEAD (GBR) / Rob BELL (GBR)	McLaren 720S GT3	1:27.535	4	21	0.976	0.010	102.29
7	77	GT3PA	Enduro Motorsport Morgan TILLBROOK (GBR) / Marcus CLUTTON (GBR)	McLaren 720S GT3	1:28.006	19	25	1.447	0.471	101.74
8	22	GT3PA	Baife Motorsport Shaun BALFE (GBR) / Adam CARROLL (GBR)	Audi R8 LMS Evo II GT3	1:28.027	17	19	1.468	0.021	101.72
9	18	GT3PA	WPI Motorsport Michael IGOE (GBR) / Phil KEEN (GBR)	Lamborghini Huracan GT3 Evo	1:28.112	21	22	1.553	0.085	101.62
10	11	GT3PA	Paddock Motorsport Kelvin FLETCHER (GBR) / Martin PLOWMAN (GBR)	McLaren 720S GT3	1:28.126	17	18	1.567	0.014	101.60
11	2	GT3SA	Team Rocket RJN Simon WATTS (GBR) / James KELL (GBR)	McLaren 720S GT3	1:28.227	20	21	1.668	0.101	101.49
12	32	GT3SA	Redline Racing Alex MALYKHIN (GBR) / James DORLIN (GBR)	Lamborghini Huracan GT3 Evo	1:28.852	17	20	2.293	0.625	100.77
13	66	GT3PA	Team Parker Racing Nick JONES (GBR) / Scott MALVERN (GBR)	Porsche 911 GT3 R	1:29.216	20	21	2.657	0.364	100.36
14	3	GT3SA	Assetto Motorsport Mark SANSOM (GBR) / Will TREGURTHA (GBR)	Bentley Continental GT3	1:29.477	20	20	2.918	0.261	100.07
15	5	GT3SA	Greystone GT Stewart PROCTOR (GBR) / Lewis PROCTOR (GBR)	McLaren 720S GT3	1:30.344	18	23	3.785	0.867	99.11
16	91	GT3SA	Century Motorsport Betty CHEN (TPE) / Angus FENDER (GBR)	BMW M4 GT3	1:31.262	15	21	4.703	0.918	98.11
17	76	GT3PA	7TSIX Mia FLEWITT (SWE) / Euan HANKEY (GBR)	McLaren 720S GT3	1:35.245	4	6	8.686	3.983	94.01

#### CATEGORY : GT4

POS	NO	CL	TEAM / DRIVERS	CAR	TIME	ON	LAPS	GAP	DIFF	MPH
1	51	GT4S	Valluga Racing Ross WYLIE (GBR) / Matthew GRAHAM (GBR)	Porsche 718 Cayman GT4 RS CS	1:35.346	8	21			93.91
2	42	GT4S	Steller Motorsport Richard WILLIAMS (GBR) / Sennan FIELDING (GBR)	Audi R8 LMS GT4	1:35.384	2	21	0.038	0.038	93.87
3	90	GT4S	Century Motorsport Jack BROWN (GBR) / Will BURNS (GBR)	BMW M4 GT4	1:35.448	18	20	0.102	0.064	93.81
4	65	GT4S	Team Parker Racing Seb HOPKINS (GBR) / Jamie ORTON (GBR)	Porsche 718 Cayman GT4 RS CS	1:35.450	4	13	0.104	0.002	93.81
5	61	GT4S	Academy Motorsport Matt COWLEY (GBR) / Marco SIGNORETTI (CAN)	Ford Mustang GT4	1:35.455	3	19	0.109	0.005	93.80
6	48	GT4S	Toyota GAZOO Racing UK Tom EDGAR (GBR) / Jordan COLLARD (GBR)	Toyota GR Supra GT4	1:35.500	19	20	0.154	0.045	93.76
7	56	GT4S	Assetto Motorsport Joe WHEELER (GBR) / Freddie TOMLINSON (GBR)	Ginetta G56 GT4	1:35.683	6	20	0.337	0.183	93.58
8	27	GT4PA	Newbridge Motorsport Matt TOPHAM (GBR) / Darren TURNER (GBR)	Aston Martin Vantage AMR GT4	1:35.694	13	16	0.348	0.011	93.57
9	23	GT4S	R Racing Josh MILLER (GBR) / Jamie DAY (GBR)	Aston Martin Vantage AMR GT4	1:35.809	4	19	0.463	0.115	93.46
10	9	GT4S	Century Motorsport Chris SALKELD (GBR) / Tom RAWLINGS (GBR)	BMW M4 GT4	1:36.407	4	13	1.061	0.598	92.88
11	26	GT4S	Paddock Motorsport Ashley MARSHALL (GBR) / Moh RITSON (GBR)	McLaren 570S GT4	1:36.704	4	20	1.358	0.297	92.59
12	68	GT4PA	Team BRIT Aaron MORGAN (GBR) / Bobby TRUNDLEY (GBR)	McLaren 570S GT4	1:36.718	15	20	1.372	0.014	92.58
13	7	GT4PA	Motus One Racing Ed MCDERMOTT (GBR) / Michael BROADHURST (GBR)	McLaren 570S GT4	1:36.850	4	19	1.504	0.132	92.45

Weather / Track : Cloudy / Dry

Donington Park GP: 2.4873 miles  
Date: 26/05/2022 Start: 16:05 Finish: 17:00

Results can be found at [www.tsl-timing.com](http://www.tsl-timing.com)

Printed - 17:06 Thursday, 26 May 2022

## 2022 Intelligent Money British GT Championship

### TEST SESSION 3 - CLASSIFICATION BY CLASS

#### CLASS : GT3 - GT3SA

POS	NO	TEAM / DRIVERS	CAR	TIME	ON	LAPS	GAP	DIFF	MPH
1	15	<b>RAM Racing</b> John FERGUSON (GBR) / Ulysse DE PAUW (BEL)	Mercedes-AMG GT3	<b>1:26.559</b>	10	22			103.44
2	8	<b>Team Abba Racing</b> Richard NEARY (GBR) / Sam NEARY (GBR)	Mercedes-AMG GT3	<b>1:27.525</b>	7	8	<b>0.966</b>	0.966	102.30
3	2	<b>Team Rocket RJN</b> Simon WATTS (GBR) / James KELL (GBR)	McLaren 720S GT3	<b>1:28.227</b>	20	21	<b>1.668</b>	0.702	101.49
4	32	<b>Redline Racing</b> Alex MALYKHIN (GBR) / James DORLIN (GBR)	Lamborghini Huracan GT3 Evo	<b>1:28.852</b>	17	20	<b>2.293</b>	0.625	100.77
5	3	<b>Assetto Motorsport</b> Mark SANSOM (GBR) / Will TREGURTHA (GBR)	Bentley Continental GT3	<b>1:29.477</b>	20	20	<b>2.918</b>	0.625	100.07
6	5	<b>Greystone GT</b> Stewart PROCTOR (GBR) / Lewis PROCTOR (GBR)	McLaren 720S GT3	<b>1:30.344</b>	18	23	<b>3.785</b>	0.867	99.11
7	91	<b>Century Motorsport</b> Betty CHEN (TPE) / Angus FENDER (GBR)	BMW M4 GT3	<b>1:31.262</b>	15	21	<b>4.703</b>	0.918	98.11

#### CLASS : GT3 - GT3PA

POS	NO	TEAM / DRIVERS	CAR	TIME	ON	LAPS	GAP	DIFF	MPH
1	4	<b>2 Seas Motorsport</b> James COTTINGHAM (GBR) / Lewis WILLIAMSON (GBR)	Mercedes-AMG GT3	<b>1:26.685</b>	8	19			103.29
2	6	<b>RAM Racing</b> Ian LOGGIE (GBR) / Callum MACLEOD (GBR)	Mercedes-AMG GT3	<b>1:26.982</b>	17	23	<b>0.297</b>	0.297	102.94
3	72	<b>Barwell Motorsport</b> Adam BALON (GBR) / Sandy MITCHELL (GBR)	Lamborghini Huracan GT3 Evo	<b>1:27.067</b>	18	21	<b>0.382</b>	0.085	102.84
4	40	<b>Fox Motorsport</b> Nick HALSTEAD (GBR) / Rob BELL (GBR)	McLaren 720S GT3	<b>1:27.535</b>	4	21	<b>0.850</b>	0.468	102.29
5	77	<b>Enduro Motorsport</b> Morgan TILLBROOK (GBR) / Marcus CLUTTON (GBR)	McLaren 720S GT3	<b>1:28.006</b>	19	25	<b>1.321</b>	0.471	101.74
6	22	<b>Balfe Motorsport</b> Shaun BALFE (GBR) / Adam CARROLL (GBR)	Audi R8 LMS Evo II GT3	<b>1:28.027</b>	17	19	<b>1.342</b>	0.021	101.72
7	18	<b>WPI Motorsport</b> Michael IGOE (GBR) / Phil KEEN (GBR)	Lamborghini Huracan GT3 Evo	<b>1:28.112</b>	21	22	<b>1.427</b>	0.085	101.62
8	11	<b>Paddock Motorsport</b> Kelvin FLETCHER (GBR) / Martin PLOWMAN (GBR)	McLaren 720S GT3	<b>1:28.126</b>	17	18	<b>1.441</b>	0.014	101.60
9	66	<b>Team Parker Racing</b> Nick JONES (GBR) / Scott MALVERN (GBR)	Porsche 911 GT3 R	<b>1:29.216</b>	20	21	<b>2.531</b>	1.090	100.36
10	76	<b>7TSIX</b> Mia FLEWITT (SWE) / Euan HANKEY (GBR)	McLaren 720S GT3	<b>1:35.245</b>	4	6	<b>8.560</b>	6.029	94.01

#### CLASS : GT4 - GT4S

POS	NO	TEAM / DRIVERS	CAR	TIME	ON	LAPS	GAP	DIFF	MPH
1	51	<b>Valluga Racing</b> Ross WYLIE (GBR) / Matthew GRAHAM (GBR)	Porsche 718 Cayman GT4 RS CS	<b>1:35.346</b>	8	21			93.91
2	42	<b>Steller Motorsport</b> Richard WILLIAMS (GBR) / Sennan FIELDING (GBR)	Audi R8 LMS GT4	<b>1:35.384</b>	2	21	<b>0.038</b>	0.038	93.87
3	90	<b>Century Motorsport</b> Jack BROWN (GBR) / Will BURNS (GBR)	BMW M4 GT4	<b>1:35.448</b>	18	20	<b>0.102</b>	0.064	93.81
4	65	<b>Team Parker Racing</b> Seb HOPKINS (GBR) / Jamie ORTON (GBR)	Porsche 718 Cayman GT4 RS CS	<b>1:35.450</b>	4	13	<b>0.104</b>	0.002	93.81
5	61	<b>Academy Motorsport</b> Matt COWLEY (GBR) / Marco SIGNORETTI (CAN)	Ford Mustang GT4	<b>1:35.455</b>	3	19	<b>0.109</b>	0.005	93.80
6	48	<b>Toyota GAZOO Racing UK</b> Tom EDGAR (GBR) / Jordan COLLARD (GBR)	Toyota GR Supra GT4	<b>1:35.500</b>	19	20	<b>0.154</b>	0.045	93.76
7	56	<b>Assetto Motorsport</b> Joe WHEELER (GBR) / Freddie TOMLINSON (GBR)	Ginetta G56 GT4	<b>1:35.683</b>	6	20	<b>0.337</b>	0.183	93.58
8	23	<b>R Racing</b> Josh MILLER (GBR) / Jamie DAY (GBR)	Aston Martin Vantage AMR GT4	<b>1:35.809</b>	4	19	<b>0.463</b>	0.126	93.46
9	9	<b>Century Motorsport</b> Chris SALKELD (GBR) / Tom RAWLINGS (GBR)	BMW M4 GT4	<b>1:36.407</b>	4	13	<b>1.061</b>	0.598	92.88
10	26	<b>Paddock Motorsport</b> Ashley MARSHALL (GBR) / Moh RITSON (GBR)	McLaren 570S GT4	<b>1:36.704</b>	4	20	<b>1.358</b>	0.297	92.59

Weather / Track : Cloudy / Dry

Donington Park GP: 2.4873 miles  
Date: 26/05/2022 Start: 16:05 Finish: 17:00

Results can be found at [www.tsl-timing.com](http://www.tsl-timing.com)

Page 1 of 2

Printed - 17:06 Thursday, 26 May 2022

## 2022 Intelligent Money British GT Championship

### TEST SESSION 3 - CLASSIFICATION BY CLASS

**CLASS : GT4 - GT4PA**

POS	NO	TEAM / DRIVERS	CAR	TIME	ON	LAPS	GAP	DIFF	MPH
1	27	<b>Newbridge Motorsport</b> Matt TOPHAM (GBR) / Darren TURNER (GBR)	Aston Martin Vantage AMR GT4	<b>1:35.694</b>	13	16			93.57
2	68	<b>Team BRIT</b> Aaron MORGAN (GBR) / Bobby TRUNDLEY (GBR)	McLaren 570S GT4	<b>1:36.718</b>	15	20	<b>1.024</b>	1.024	92.58
3	7	<b>Motus One Racing</b> Ed MCDERMOTT (GBR) / Michael BROADHURST (GBR)	McLaren 570S GT4	<b>1:36.850</b>	4	19	<b>1.156</b>	0.132	92.45

Weather / Track : Cloudy / Dry

Results can be found at [www.tsl-timing.com](http://www.tsl-timing.com)

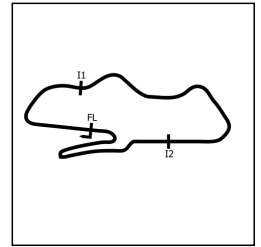
Page 2 of 2

Donington Park GP: 2.4873 miles  
Date: 26/05/2022 Start: 16:05 Finish: 17:00

Printed - 17:06 Thursday, 26 May 2022

# 2022 Intelligent Money British GT Championship

## TEST SESSION 3 - SECTOR ANALYSIS



SECTOR 1 = FL to I1, SECTOR 2 = I1 to I2, SECTOR 3 = I2 to FL, DIFF = Difference To Personal Best Lap, P = Crossed Finish Line in Pit Lane, D = Time Disallowed

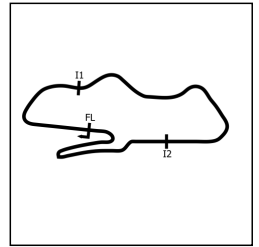
P1		15 GT3SA		RAM Racing		Mercedes-AMG GT3			
IDEAL LAP TIME : 1:26.559		BEST LAP TIME : 1:26.559		DIFFERENCE : 0.000					
D1: John FERGUSON		D2: Ulysse DE PAUW							
LAP	SECTOR 1	SECTOR 2	SECTOR 3	LAP TIME	MPH	DIFF	TIME OF DAY		
1 - D2	OUTLAP	117.5	36.881	122.6	35.368	99.7			16:07:11.150
2 - D2	19.346	143.0	34.808	138.6	33.987	101.2	1:28.141 (2)	101.59	16:08:39.291
3 - D2	19.788	117.7	44.574	123.3	34.909	100.7	1:39.271	90.20	16:10:18.562
4 - D2	19.556	142.1	34.976	137.7	34.452	<b>101.3</b>	1:28.984	100.62	16:11:47.546
5 - D2	19.613	142.1	35.588	135.5	36.292	100.7	1:31.493	97.87	16:13:19.039
6 - D2	19.177	<b>145.5</b>	34.707	137.5	34.385	100.7	1:28.269 (3)	101.44	16:14:47.308
7 - D2	19.316	144.6	35.961	138.3	IN PIT		1:32.299 P	97.01	16:16:19.607
8 - D2	OUTLAP	119.1	39.569	115.5	36.435	98.3	4:25.647	33.70	2:59.088
9 - D2	19.905	143.0	34.548	137.7	40.923	<b>101.3</b>	1:35.376	93.88	16:22:20.630
<b>10 - D2</b>	<b>19.035</b>	144.6	<b>33.980</b>	<b>138.9</b>	<b>33.544</b>	100.9	<b>1:26.559 (1)</b>	<b>103.44</b>	<b>16:23:47.189</b>
11 - D2	19.058	144.9	34.883	136.9	39.485	83.3	1:33.426	95.84	16:25:20.615
12 - D2	21.849	112.2	43.731	97.1	IN PIT		2:02.126 P	73.32	35.567
13 - D1	OUTLAP	132.1	35.562	137.5	35.619	97.3	19:36.697	7.60	18:10.138
14 - D1	19.644	138.6	35.642	136.1	35.375	99.2	1:30.661	98.76	4.102
15 - D1	20.154	132.3	37.499	136.3	36.875	98.2	1:34.528	94.72	7.969
16 - D1	19.732	141.5	35.728	136.1	35.026	98.9	1:30.486	98.95	3.927
17 - D1	19.666	139.8	35.290	137.5	35.468	<b>101.3</b>	1:30.424	99.02	3.865
18 - D1	19.943	135.2	35.484	137.7	34.830	99.8	1:30.257	99.21	3.698
19 - D1	19.572	142.4	35.085	137.7	34.925	99.7	1:29.582	99.95	3.023
20 - D1	19.575	142.4	35.106	137.2	34.844	99.4	1:29.525	100.02	2.966
21 - D1	19.496	141.5	35.361	137.2	34.670	99.1	1:29.527	100.01	2.968
22 - D1	19.574	142.1	34.751	136.9	34.925	99.4	1:29.250	100.33	2.691

P2		4 GT3PA		2 Seas Motorsport		Mercedes-AMG GT3			
IDEAL LAP TIME : 1:26.411		BEST LAP TIME : 1:26.685		DIFFERENCE : 0.274					
D1: James COTTINGHAM		D2: Lewis WILLIAMSON							
LAP	SECTOR 1	SECTOR 2	SECTOR 3	LAP TIME	MPH	DIFF	TIME OF DAY		
1 - D2	OUTLAP	140.9	35.514	138.0	34.421	100.1			16:07:43.567
2 - D2	19.257	144.0	34.446	138.6	33.994	100.1	1:27.697	102.10	1.012
3 - D2	19.261	145.8	34.261	138.9	33.881	100.3	1:27.403 (3)	102.45	0.718
4 - D2	19.300	145.5	34.320	<b>140.1</b>	IN PIT		1:32.989 P	96.29	6.304
5 - D2	OUTLAP	135.8	44.872	126.8	37.041	<b>101.3</b>	4:12.025	35.53	2:45.340
6 - D2	19.118	145.2	34.313	139.2	<b>33.420</b>	100.7	1:26.851 (2)	103.10	0.166
7 - D2	19.108	<b>147.1</b>	39.531	134.4	36.220	101.2	1:34.859	94.39	8.174
<b>8 - D2</b>	<b>19.081</b>	144.9	<b>33.910</b>	<b>140.1</b>	33.694	100.6	<b>1:26.685 (1)</b>	<b>103.29</b>	<b>16:20:52.076</b>
9 - D2	20.095	131.3	36.520	137.2	IN PIT		1:36.310 P	92.97	9.625
10 - D1	OUTLAP	123.1	36.311	138.0	35.107	98.8	24:51.192	6.00	23:24.507
11 - D1	19.929	123.5	36.580	136.6	35.194	98.8	1:31.703	97.64	5.018
12 - D1	19.455	145.2	34.965	137.5	34.231	99.4	1:28.651	101.00	1.966
13 - D1	19.336	<b>147.1</b>	34.761	138.0	34.324	99.8	1:28.421	101.27	1.736
14 - D1	19.261	141.2	34.856	137.2	35.511	95.7	1:29.628	99.90	2.943
15 - D1	19.688	141.8	35.160	138.6	34.387	99.7	1:29.235	100.34	2.550
16 - D1	19.314	143.7	34.795	138.9	34.437	100.0	1:28.546	101.12	1.861
17 - D1	19.475	130.5	35.587	139.2	34.683	100.0	1:29.745	99.77	3.060
18 - D1	19.345	142.1	35.635	138.3	34.557	99.4	1:29.537	100.00	2.852
19 - D1	19.239	143.7	35.022	138.3	34.865	98.9	1:29.126	100.46	2.441



# 2022 Intelligent Money British GT Championship

## TEST SESSION 3 - SECTOR ANALYSIS



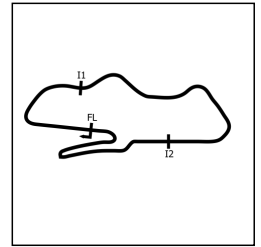
SECTOR 1 = FL to I1, SECTOR 2 = I1 to I2, SECTOR 3 = I2 to FL, DIFF = Difference To Personal Best Lap, P = Crossed Finish Line in Pit Lane, D = Time Disallowed

P3		6 GT3PA		RAM Racing		Mercedes-AMG GT3					
IDEAL LAP TIME : 1:26.769		BEST LAP TIME : 1:26.982		DIFFERENCE : 0.213							
D1: Ian LOGGIE		D2: Callum MACLEOD									
LAP	SECTOR 1	SECTOR 2	SECTOR 3	LAP TIME	MPH	DIFF	TIME OF DAY				
1 - D1	OUTLAP	113.5	38.654	137.7	35.252	98.8					16:07:45.632
2 - D1	19.312	144.3	34.530	138.9	34.433	100.1	1:28.275	101.43	1.293		16:09:13.907
3 - D1	19.209	146.2	36.606	136.6	36.976	98.2	1:32.791	96.50	5.809		16:10:46.698
4 - D1	19.488	144.9	34.618	138.6	34.884	100.7	1:28.990	100.62	2.008		16:12:15.688
5 - D1	19.344	<b>146.5</b>	41.922	136.9	34.907	100.6	1:36.173	93.10	9.191		16:13:51.861
6 - D1	19.815	144.3	36.136	136.9	IN PIT		1:34.958	<b>P</b>	94.29	7.976	16:15:26.819
7 - D2	OUTLAP	144.3	35.201	137.7	34.514	100.4	2:50.504	52.51	1:23.522		16:18:17.323
8 - D2	19.477	122.4	34.907	139.2	34.903	100.9	1:29.287	100.28	2.305		16:19:46.610
9 - D2	19.202	145.2	34.576	138.9	33.939	100.1	1:27.717	102.08	0.735		16:21:14.327
10 - D2	19.236	144.0	34.531	138.3	33.886	100.6	1:27.653	102.15	0.671		16:22:41.980
11 - D2	19.228	144.9	34.546	138.9	35.916	101.5	1:29.690	99.83	2.708		16:24:11.670
12 - D2	<b>19.030</b>	145.5	34.987	<b>139.8</b>	36.988	100.0	1:31.005	98.39	4.023		16:25:42.675
13 - D2	19.547	144.9	37.709	121.7	IN PIT		1:58.803	<b>P</b>	75.37	31.821	16:27:41.478
14 - D2	OUTLAP	134.2	35.731	124.9	38.677	101.3	19:34.339	7.62	18:07.357		16:47:15.817
15 - D2	19.044	<b>146.5</b>	34.430	137.2	33.907	101.2	1:27.381	102.47	0.399		16:48:43.198
16 - D2	19.123	144.6	35.503	122.9	36.155	<b>101.9</b>	1:30.781	98.63	3.799		16:50:13.979
<b>17 - D2</b>	19.166	145.5	34.201	138.3	<b>33.615</b>	99.7	<b>1:26.982 (1)</b>	<b>102.94</b>			<b>16:51:40.961</b>
18 - D2	19.811	123.5	36.577	138.0	38.228	100.4	1:34.616	94.63	7.634		16:53:15.577
19 - D2	19.117	144.9	36.519	117.9	34.808	100.9	1:30.444	99.00	3.462		16:54:46.021
20 - D2	19.070	144.9	34.135	139.2	33.781	100.9	1:26.986 (2)	102.94	0.004		16:56:13.007
21 - D2	19.374	145.8	35.501	138.3	34.077	100.0	1:28.952	100.66	1.970		16:57:41.959
22 - D2	19.148	145.8	<b>34.124</b>	138.9	33.758	101.0	1:27.030 (3)	102.88	0.048		16:59:08.989
23 - D2	19.133	145.5	35.052	136.9	IN PIT		1:32.262	<b>P</b>	97.05	5.280	17:00:41.251

P4		72 GT3PA		Barwell Motorsport		Lamborghini Huracan GT3 Evo					
IDEAL LAP TIME : 1:27.031		BEST LAP TIME : 1:27.067		DIFFERENCE : 0.036							
D1: Adam BALON		D2: Sandy MITCHELL									
LAP	SECTOR 1	SECTOR 2	SECTOR 3	LAP TIME	MPH	DIFF	TIME OF DAY				
1 - D1	OUTLAP	119.6	36.797	134.2	41.208	96.9					16:06:46.902
2 - D1	19.760	131.8	36.983	132.8	36.538	98.6	1:33.281	95.99	6.214		16:08:20.183
3 - D1	19.726	136.1	35.062	136.1	34.528	98.5	1:29.316	100.25	2.249		16:09:49.499
4 - D1	19.616	137.5	34.962	136.9	34.561	97.8	1:29.139	100.45	2.072		16:11:18.638
5 - D1	19.691	135.5	36.716	136.1	34.711	98.5	1:31.118	98.27	4.051		16:12:49.756
6 - D1	19.546	137.5	36.294	136.3	IN PIT		1:32.716	<b>P</b>	96.57	5.649	16:14:22.472
7 - D1	OUTLAP	131.0	37.483	129.5	46.684	98.2	5:20.511	27.93	3:53.444		16:19:42.983
8 - D1	19.540	140.1	34.804	137.2	34.279	98.6	1:28.623	101.03	1.556		16:21:11.606
9 - D1	20.093	106.5	38.276	101.6	45.935	99.5	1:44.304	85.84	17.237		16:22:55.910
10 - D1	19.407	138.9	34.431	137.7	34.074	99.1	1:27.912 (3)	101.85	0.845		16:24:23.822
11 - D1	19.312	139.5	34.661	<b>138.0</b>	34.697	99.1	1:28.670	100.98	1.603		16:25:52.492
12 - D1	19.649	131.8	37.448	132.3	IN PIT		1:59.218	<b>P</b>	75.10	32.151	16:27:51.710
13 - D2	OUTLAP	141.5	35.250	136.1	34.633	98.3	18:47.527	7.94	17:20.460		16:46:39.237
14 - D2	19.731	143.3	35.071	136.1	34.383	100.0	1:29.185	100.40	2.118		16:48:08.422
15 - D2	19.405	144.3	34.746	137.7	IN PIT		1:30.238	<b>P</b>	99.23	3.171	16:49:38.660
16 - D2	OUTLAP	141.2	37.280	93.7	36.657	<b>100.4</b>	3:26.054	43.45	1:58.987		16:53:04.714
17 - D2	19.288	144.0	34.239	<b>138.0</b>	34.256	99.5	1:27.783 (2)	102.00	0.716		16:54:32.497
<b>18 - D2</b>	19.215	144.6	<b>34.142</b>	137.7	<b>33.710</b>	99.8	<b>1:27.067 (1)</b>	<b>102.84</b>			<b>16:55:59.564</b>
19 - D2	19.263	<b>145.8</b>	34.952	135.0	34.117	<b>100.4</b>	1:28.332	101.37	1.265		16:57:27.896
20 - D2	19.764	143.7	36.093	99.1	37.513	<b>100.4</b>	1:33.370	95.90	6.303		16:59:01.266
21 - D2	<b>19.179</b>	144.9	34.191	135.8	IN PIT		1:31.943	<b>P</b>	97.39	4.876	17:00:33.209

# 2022 Intelligent Money British GT Championship

## TEST SESSION 3 - SECTOR ANALYSIS



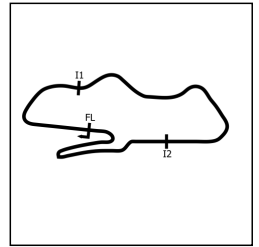
SECTOR 1 = FL to I1, SECTOR 2 = I1 to I2, SECTOR 3 = I2 to FL, DIFF = Difference To Personal Best Lap, P = Crossed Finish Line in Pit Lane, D = Time Disallowed

P5		8 GT3SA		Team Abba Racing		Mercedes-AMG GT3					
IDEAL LAP TIME : 1:27.416		BEST LAP TIME : 1:27.525		DIFFERENCE : 0.109							
D1: Richard NEARY		D2: Sam NEARY									
LAP	SECTOR 1	SECTOR 2	SECTOR 3	LAP TIME	MPH	DIFF	TIME OF DAY				
1 - D2	OUTLAP	134.7	37.046	138.0	36.723	101.0					16:08:35.101
2 - D2	22.546	124.9	36.313	139.5	36.707	100.4	1:35.566	93.69	8.041		16:10:10.667
3 - D2	20.016	131.0	35.755	138.9	36.329	100.7	1:32.100	97.22	4.575		16:11:42.767
4 - D2	19.732	145.8	35.003	139.2	36.710	<b>102.4</b>	1:31.445 (3)	97.92	3.920		16:13:14.212
5 - D2	20.219	126.6	35.652	138.9	IN PIT		1:31.449 P	97.91	3.924		16:14:45.661
6 - D2	OUTLAP	146.5	34.937	138.3	34.524	100.4	6:15.675	23.83	4:48.150		16:21:01.336
7 - D2	19.275	146.5	<b>34.332</b>	139.5	<b>33.918</b>	101.0	<b>1:27.525 (1)</b>	<b>102.30</b>			<b>16:22:28.861</b>
8 - D2	19.311	<b>148.1</b>	35.171	140.1	36.292	<b>102.4</b>	1:30.774 (2)	98.64	3.249		16:23:59.635

P6		40 GT3PA		Fox Motorsport		McLaren 720S GT3					
IDEAL LAP TIME : 1:27.185		BEST LAP TIME : 1:27.535		DIFFERENCE : 0.350							
D1: Nick HALSTEAD		D2: Rob BELL									
LAP	SECTOR 1	SECTOR 2	SECTOR 3	LAP TIME	MPH	DIFF	TIME OF DAY				
1 - D2	OUTLAP	130.0	35.431	138.0	34.430	101.3					16:06:59.127
2 - D2	19.711	116.3	35.275	139.8	34.648	101.6	1:29.634	99.90	2.099		16:08:28.761
3 - D2	19.401	133.6	35.316	138.3	34.809	101.6	1:29.526	100.02	1.991		16:09:58.287
4 - D2	19.214	144.3	34.699	138.9	<b>33.622</b>	100.1	<b>1:27.535 (1)</b>	<b>102.29</b>			<b>16:11:25.822</b>
5 - D2	19.166	146.5	34.919	140.3	IN PIT		1:30.416 P	99.03	2.881		16:12:56.238
6 - D2	OUTLAP	140.6	35.123	138.0	35.666	<b>101.8</b>	5:59.229	24.92	4:31.694		16:18:55.467
7 - D2	19.393	145.5	<b>34.407</b>	140.3	34.590	<b>101.8</b>	1:28.390 (3)	101.30	0.855		16:20:23.857
8 - D2	<b>19.156</b>	147.1	34.436	<b>141.5</b>	33.992	101.2	1:27.584 (2)	102.23	0.049		16:21:51.441
9 - D2	19.174	<b>147.8</b>	34.538	141.2	IN PIT		1:29.469 P	100.08	1.934		16:23:20.910
10 - D1	OUTLAP	127.5	40.951	89.4	IN PIT		4:10.176 P	35.79	2:42.641		16:27:31.086
11 - D1	OUTLAP	102.6	40.381	133.1	38.990	95.8	18:24.816	8.10	16:57.281		16:45:55.902
12 - D1	20.720	130.0	36.639	138.0	36.928	97.9	1:34.287	94.97	6.752		16:47:30.189
13 - D1	20.130	127.0	37.810	134.7	36.619	98.2	1:34.559	94.69	7.024		16:49:04.748
14 - D1	19.785	140.3	36.210	137.5	36.033	99.7	1:32.028	97.30	4.493		16:50:36.776
15 - D1	19.694	128.5	36.978	136.3	35.612	100.0	1:32.284	97.03	4.749		16:52:09.060
16 - D1	19.565	141.5	36.342	136.9	35.736	100.0	1:31.643	97.71	4.108		16:53:40.703
17 - D1	19.672	144.9	35.504	140.6	35.526	98.9	1:30.702	98.72	3.167		16:55:11.405
18 - D1	19.628	144.3	35.434	138.9	35.482	98.5	1:30.544	98.89	3.009		16:56:41.949
19 - D1	19.648	143.0	35.506	137.7	35.405	101.3	1:30.559	98.87	3.024		16:58:12.508
20 - D1	19.461	145.8	35.218	140.3	35.319	101.2	1:29.998	99.49	2.463		16:59:42.506
21 - D1	20.149	123.3	37.956	135.8	37.406	99.4	1:35.511	93.75	7.976		17:01:18.017

# 2022 Intelligent Money British GT Championship

## TEST SESSION 3 - SECTOR ANALYSIS



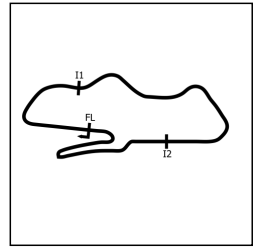
SECTOR 1 = FL to I1, SECTOR 2 = I1 to I2, SECTOR 3 = I2 to FL, DIFF = Difference To Personal Best Lap, P = Crossed Finish Line in Pit Lane, D = Time Disallowed

P7 77 GT3PA Enduro Motorsport		McLaren 720S GT3						
IDEAL LAP TIME : 1:27.865		BEST LAP TIME : 1:28.006		DIFFERENCE : 0.141				
D1: Morgan TILLBROOK		D2: Marcus CLUTTON						
LAP	SECTOR 1	SECTOR 2	SECTOR 3	LAP TIME	MPH	DIFF	TIME OF DAY	
1 - D1	OUTLAP	138.6	35.594	137.2	41.379	100.4		
2 - D1	19.778	124.9	35.253	139.5	35.415	101.0	1:30.446	
3 - D1	19.548	143.7	35.153	137.5	34.850	98.9	1:29.551	
4 - D1	19.422	144.0	35.143	138.6	34.413	100.3	1:28.978	
5 - D1	19.381	145.2	34.723	139.5	34.391	100.3	1:28.495 (2)	
6 - D1	19.258	140.9	35.731	139.2	34.457	99.8	1:29.446	
7 - D1	19.359	144.0	35.221	138.6	34.933	102.2	1:29.513	
8 - D1	19.256	145.8	34.801	139.8	35.713	100.3	1:29.770	
9 - D1	19.667	115.5	36.878	138.3	34.543	100.9	1:31.088	
10 - D1	19.311	146.2	35.392	139.8	35.091	100.3	1:29.794	
11 - D1	19.235	146.2	34.944	139.5	34.545	100.3	1:28.724	
12 - D1	19.298	144.3	34.784	140.6	34.416	100.6	1:28.498 (3)	
13 - D1	19.330	146.5	34.747	140.6	34.459	100.6	1:28.536	
14 - D1	19.249	144.9	34.978	139.8	34.923	97.5	1:29.150	
15 - D1	19.659	140.9	36.577	99.1	IN PIT		1:53.635 P	
16 - D2	OUTLAP	127.8	36.803	137.5	35.192	100.9	17:49.066	
17 - D2	19.374	143.3	35.271	139.5	34.502	101.0	1:29.147	
18 - D2	19.314	146.8	35.082	138.6	34.178	99.8	1:28.574	
19 - D2	19.221	147.1	34.717	139.8	34.068	100.9	1:28.006 (1)	
20 - D2	19.245	146.5	34.576	139.8	IN PIT		1:28.786 P	
21 - D1	OUTLAP	139.5	35.837	132.6	35.595	100.9	3:06.944	
22 - D1	19.436	144.0	35.407	137.5	34.523	100.0	1:29.366	
23 - D1	19.355	143.3	35.188	140.3	34.335	100.1	1:28.878	
24 - D1	19.274	144.3	35.596	138.6	35.040	100.7	1:29.910	
25 - D1	19.271	146.2	35.386	137.5	34.413	100.7	1:29.070	

P8 22 GT3PA Balfe Motorsport		Audi R8 LMS Evo II GT3						
IDEAL LAP TIME : 1:27.890		BEST LAP TIME : 1:28.027		DIFFERENCE : 0.137				
D1: Shaun BALFE		D2: Adam CARROLL						
LAP	SECTOR 1	SECTOR 2	SECTOR 3	LAP TIME	MPH	DIFF	TIME OF DAY	
1 - D1	OUTLAP	106.6	38.756	127.0	38.370	96.6		
2 - D1	19.867	133.6	35.864	136.1	34.794	97.9	1:30.525	
3 - D1	19.633	138.9	35.573	138.0	34.509	97.9	1:29.715	
4 - D1	19.705	136.1	36.338	137.5	35.037	97.1	1:31.080	
5 - D1	19.625	137.7	37.295	136.3	IN PIT		1:37.278 P	
6 - D1	OUTLAP	125.9	36.199	136.1	36.031	98.1	4:30.403	
7 - D1	20.778	128.8	36.186	137.2	36.242	98.3	1:33.206	
8 - D1	19.776	133.4	36.036	137.2	35.216	95.5	1:31.028	
9 - D1	19.721	136.6	35.432	137.2	IN PIT		1:33.015 P	
10 - D1	OUTLAP	126.6	39.627	115.7	IN PIT		4:59.557 P	
11 - D2	OUTLAP	130.3	36.300	134.7	35.752	99.2	20:41.856	
12 - D2	19.443	143.0	35.330	136.6	34.371	99.1	1:29.144	
13 - D2	19.489	131.5	36.594	135.8	34.831	98.6	1:30.914	
14 - D2	19.549	145.2	35.164	136.9	34.603	98.9	1:29.316	
15 - D2	19.416	144.6	35.800	136.9	35.856	99.7	1:31.072	
16 - D2	19.425	142.1	34.813	138.0	34.179	98.5	1:28.417 (3)	
17 - D2	19.376	143.3	34.749	138.0	33.902	98.3	1:28.027 (1)	
18 - D2	19.368	144.6	35.148	137.2	34.148	100.3	1:28.664	
19 - D2	19.339	146.2	34.897	135.5	33.802	99.1	1:28.038 (2)	

# 2022 Intelligent Money British GT Championship

## TEST SESSION 3 - SECTOR ANALYSIS



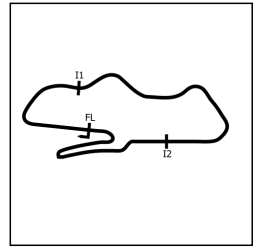
SECTOR 1 = FL to I1, SECTOR 2 = I1 to I2, SECTOR 3 = I2 to FL, DIFF = Difference To Personal Best Lap, P = Crossed Finish Line in Pit Lane, D = Time Disallowed

P9 18 GT3PA WPI Motorsport		Lamborghini Huracan GT3 Evo						
IDEAL LAP TIME : 1:27.616		BEST LAP TIME : 1:28.112		DIFFERENCE : 0.496				
D1: Michael IGOE		D2: Phil KEEN						
LAP	SECTOR 1	SECTOR 2	SECTOR 3	LAP TIME	MPH	DIFF	TIME OF DAY	
1 - D1	OUTLAP	126.3	36.768	135.2	35.234	98.2		
2 - D1	19.710	136.9	35.309	137.2	35.569	98.6	1:30.588	
3 - D1	19.845	136.9	35.810	136.1	35.036	99.2	1:30.691	
4 - D1	19.657	139.8	36.861	136.9	34.737	98.8	1:31.255	
5 - D1	19.718	139.2	36.755	135.5	35.595	98.8	1:32.068	
6 - D1	19.634	137.2	35.322	136.6	34.598	98.9	1:29.554 (3)	
7 - D1	19.669	139.2	35.446	136.9	35.190	99.4	1:30.305	
8 - D1	19.837	137.7	36.041	136.1	34.846	99.4	1:30.724	
9 - D1	19.609	133.1	36.360	135.0	34.907	99.5	1:30.876	
10 - D1	19.533	139.8	35.501	135.8	34.608	99.1	1:29.642	
11 - D1	19.575	138.0	35.418	136.1	34.806	98.8	1:29.799	
12 - D1	19.533	140.3	35.310	136.9	IN PIT		1:32.504 P	
13 - D1	OUTLAP	134.2	39.598	90.0	IN PIT		3:36.944 P	
14 - D1	OUTLAP	126.3	36.066	136.3	35.672	97.9	19:15.219	
15 - D1	19.765	135.8	35.926	134.7	34.873	99.1	1:30.564	
16 - D1	19.548	139.5	35.252	137.5	35.020	99.1	1:29.820	
17 - D1	19.561	132.1	38.042	134.2	34.769	98.5	1:32.372	
18 - D1	19.592	139.5	35.962	135.2	34.683	98.9	1:30.237	
19 - D1	19.643	135.5	52.010	134.4	IN PIT		1:48.305 P	
20 - D2	OUTLAP	140.6	36.958	126.6	34.717	99.8	3:00.653	
21 - D2	19.464	142.7	34.769	136.9	33.879	99.7	1:28.112 (1)	
22 - D2	19.266	144.6	34.471	136.1	34.398	99.2	1:28.135 (2)	

P10 11 GT3PA Paddock Motorsport		McLaren 720S GT3						
IDEAL LAP TIME : 1:28.049		BEST LAP TIME : 1:28.126		DIFFERENCE : 0.077				
D1: Kelvin FLETCHER		D2: Martin PLOWMAN						
LAP	SECTOR 1	SECTOR 2	SECTOR 3	LAP TIME	MPH	DIFF	TIME OF DAY	
1 - D2	OUTLAP	132.6	37.014	137.2	37.309	99.4		
2 - D2	19.597	138.0	35.437	138.3	39.455	99.4	1:34.489	
3 - D2	19.482	138.6	35.201	138.3	34.563	100.9	1:29.246 (3)	
4 - D2	19.422	139.5	35.175	139.2	34.303	101.3	1:28.900 (2)	
5 - D2	19.388	141.8	37.823	137.5	46.936	100.3	1:44.147	
6 - D2	19.585	140.6	35.971	137.5	IN PIT		1:34.540 P	
7 - D2	OUTLAP	139.2	36.106	139.2	35.407	99.8	4:12.904	
8 - D2	19.609	140.9	35.882	137.5	36.427	100.4	1:31.918	
9 - D2	20.200	132.3	36.738	139.2	35.397	100.7	1:32.335	
10 - D2	19.392	139.5	35.967	138.3	IN PIT		1:32.906 P	
11 - D2	OUTLAP	119.4	37.557	135.0	37.533	101.0	20:43.427	
12 - D2	19.755	138.6	35.849	138.3	40.189	99.4	1:35.793	
13 - D2	19.494	141.2	36.326	137.7	IN PIT		1:34.695 P	
14 - D2	OUTLAP	138.9	35.868	137.7	34.980	99.7	2:55.152	
15 - D2	19.437	141.5	35.730	137.2	IN PIT		1:33.282 P	
16 - D2	OUTLAP	127.8	37.019	137.5	35.144	101.9	3:32.634	
17 - D2	19.326	140.6	34.676	138.6	34.124	101.8	1:28.126 (1)	
18 - D2	19.249	140.6	34.850	139.2	36.025	100.1	1:30.124	

# 2022 Intelligent Money British GT Championship

## TEST SESSION 3 - SECTOR ANALYSIS



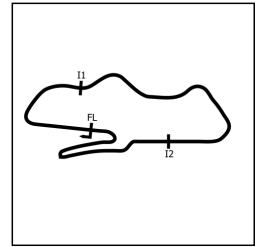
SECTOR 1 = FL to I1, SECTOR 2 = I1 to I2, SECTOR 3 = I2 to FL, DIFF = Difference To Personal Best Lap, P = Crossed Finish Line in Pit Lane, D = Time Disallowed

P11		2 GT3SA		Team Rocket RJN		McLaren 720S GT3			
IDEAL LAP TIME : 1:27.908		BEST LAP TIME : 1:28.227		DIFFERENCE : 0.319					
D1: Simon WATTS		D2: James KELL							
LAP	SECTOR 1	SECTOR 2	SECTOR 3	LAP TIME	MPH	DIFF	TIME OF DAY		
1 - D1	OUTLAP	116.5	39.326	134.7	39.397	96.4			16:08:22.716
2 - D1	20.727	130.3	37.812	135.2	40.609	97.5	1:39.148	90.31	16:10:01.864
3 - D1	20.792	127.0	37.444	136.3	37.463	98.2	1:35.699	93.56	16:11:37.563
4 - D1	20.393	129.5	37.274	137.7	37.403	97.6	1:35.070	94.18	16:13:12.633
5 - D1	21.593	124.0	38.641	136.1	38.058	98.3	1:38.292	91.10	16:14:50.925
6 - D1	20.295	132.3	37.324	138.3	36.543	99.5	1:34.162	95.09	16:16:25.087
7 - D1	20.154	132.1	37.458	136.9	36.887	98.1	1:34.499	94.75	16:17:59.586
8 - D1	21.721	124.2	37.742	136.9	IN PIT		1:42.415	P 87.43	16:19:42.001
9 - D2	OUTLAP	129.3	36.410	138.0	35.292	99.5	3:24.351	43.81	16:23:06.352
10 - D2	19.386	144.3	35.064	138.9	34.484	98.2	1:28.934	(3) 100.68	16:24:35.286
11 - D2	19.365	144.6	<b>34.595</b>	<b>139.8</b>	35.406	99.7	1:29.366	100.19	16:26:04.652
12 - D2	19.632	137.2	37.507	108.0	IN PIT		1:53.307	P 79.02	16:27:57.959
13 - D1	OUTLAP	136.3	37.636	137.2	36.880	96.1	18:58.599	7.86	17:30:37.2
14 - D1	20.347	134.4	36.607	136.3	36.142	98.6	1:33.096	96.18	16:48:29.654
15 - D1	20.283	135.2	37.424	137.2	37.866	98.2	1:35.573	93.69	16:50:05.227
16 - D1	20.291	135.0	37.375	137.7	37.062	98.2	1:34.728	94.52	16:51:39.955
17 - D1	20.327	133.4	38.222	136.6	IN PIT		1:40.634	P 88.98	16:53:20.589
18 - D2	OUTLAP	132.3	37.587	136.6	36.056	<b>101.5</b>	3:02.201	49.14	16:56:22.790
19 - D2	19.307	<b>147.4</b>	34.747	139.5	34.491	99.4	1:28.545	(2) 101.12	16:57:51.335
<b>20 - D2</b>	19.451	<b>145.8</b>	34.704	139.5	<b>34.072</b>	98.9	<b>1:28.227</b>	(1) <b>101.49</b>	<b>16:59:19.562</b>
21 - D2	<b>19.241</b>	145.8	35.171	139.5	IN PIT		1:33.681	P 95.58	17:00:53.243

P12		32 GT3SA		Redline Racing		Lamborghini Huracan GT3 Evo			
IDEAL LAP TIME : 1:28.521		BEST LAP TIME : 1:28.852		DIFFERENCE : 0.331					
D1: Alex MALYKHIN		D2: James DORLIN							
LAP	SECTOR 1	SECTOR 2	SECTOR 3	LAP TIME	MPH	DIFF	TIME OF DAY		
1 - D1	OUTLAP	131.3	36.346	135.2	35.701	97.3			16:07:32.076
2 - D1	22.049	123.5	36.962	135.8	35.071	98.1	1:34.082	95.17	16:09:06.158
3 - D1	19.770	141.8	35.196	136.6	34.525	98.2	1:29.491	100.05	16:10:35.649
4 - D1	19.679	143.3	35.708	136.3	34.430	98.3	1:29.817	99.69	16:12:05.466
5 - D1	19.605	143.7	35.518	136.9	34.656	98.8	1:29.779	99.73	16:13:35.245
6 - D1	19.679	144.0	35.460	135.0	34.771	99.8	1:29.910	99.59	16:15:05.155
7 - D1	19.746	143.3	35.038	<b>138.0</b>	34.749	98.8	1:29.533	100.01	16:16:34.688
8 - D1	19.547	144.0	35.047	137.2	34.334	98.5	1:28.928	(2) 100.69	16:18:03.616
9 - D1	19.640	142.7	35.898	136.3	36.925	98.5	1:32.463	96.84	16:19:36.079
10 - D1	19.864	140.9	35.054	<b>138.0</b>	34.578	98.3	1:29.496	100.05	16:21:05.575
11 - D1	19.867	130.3	36.055	137.5	34.624	98.6	1:30.546	98.89	16:22:36.121
12 - D1	19.550	142.7	34.957	137.7	34.753	98.6	1:29.260	100.31	16:24:05.381
13 - D1	20.925	124.0	35.822	136.9	34.726	99.2	1:31.473	97.89	16:25:36.854
14 - D1	19.494	144.3	35.858	102.7	IN PIT		1:57.970	P 75.90	16:27:34.824
15 - D2	OUTLAP	139.8	35.366	135.8	34.644	97.9	19:08.563	7.79	17:39.711
16 - D2	19.635	143.3	35.183	135.2	34.351	98.8	1:29.169	100.42	16:48:12.556
<b>17 - D2</b>	19.504	144.9	35.037	136.6	<b>34.311</b>	98.8	<b>1:28.852</b>	(1) <b>100.77</b>	<b>16:49:41.408</b>
18 - D2	<b>19.409</b>	<b>145.5</b>	35.059	135.8	35.113	98.8	1:29.581	99.95	16:51:10.989
19 - D2	19.429	<b>145.5</b>	<b>34.801</b>	137.5	34.857	<b>100.9</b>	1:29.087	(3) 100.51	16:52:40.076
20 - D2	19.505	<b>145.5</b>	52.298	134.7	IN PIT		1:50.714	P 80.87	16:54:30.790

# 2022 Intelligent Money British GT Championship

## TEST SESSION 3 - SECTOR ANALYSIS



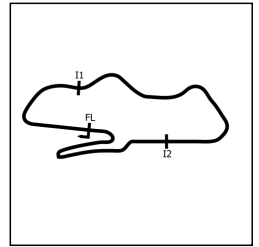
SECTOR 1 = FL to I1, SECTOR 2 = I1 to I2, SECTOR 3 = I2 to FL, DIFF = Difference To Personal Best Lap, P = Crossed Finish Line in Pit Lane, D = Time Disallowed

P13 66 GT3PA Team Parker Racing		Porsche 911 GT3 R						
IDEAL LAP TIME : 1:28.854		BEST LAP TIME : 1:29.216		DIFFERENCE : 0.362				
D1: Nick JONES		D2: Scott MALVERN						
LAP	SECTOR 1	SECTOR 2	SECTOR 3	LAP TIME	MPH	DIFF	TIME OF DAY	
1 - D1	OUTLAP	109.2	39.290	135.8	36.518	98.9		16:07:54.885
2 - D1	19.900	137.5	37.526	136.6	36.215	99.8	1:33.641	16:09:28.526
3 - D1	20.013	127.5	37.668	132.3	35.657	99.7	1:33.338	16:11:01.864
4 - D1	19.863	136.6	36.668	<b>138.3</b>	34.923	99.7	1:31.454	16:12:33.318
5 - D1	19.781	140.1	36.271	136.9	35.501	100.4	1:31.553	16:14:04.871
6 - D1	19.874	<b>140.9</b>	35.852	136.6	35.302	98.8	1:31.028	16:15:35.899
7 - D1	19.865	133.4	37.150	<b>138.3</b>	38.634	98.3	1:35.649	16:17:11.548
8 - D1	19.825	131.3	39.433	133.4	35.611	98.3	1:34.869	16:18:46.417
9 - D1	19.928	130.8	36.250	137.5	34.977	99.7	1:31.155	16:20:17.572
10 - D1	19.763	132.6	36.525	136.1	35.016	100.0	1:31.304	16:21:48.876
11 - D1	20.065	126.3	37.680	137.5	IN PIT		1:36.617 P	16:23:25.493
12 - D1	OUTLAP	105.1	46.508	86.9	IN PIT		3:53.653 P	16:27:19.146
13 - D1	OUTLAP	113.7	41.502	91.6	48.820	96.4	20:33.993	16:47:53.139
14 - D1	19.923	136.6	35.860	136.9	35.331	100.0	1:31.114	16:49:24.253
15 - D1	19.834	135.5	35.706	137.5	35.080	99.7	1:30.620	16:50:54.873
16 - D1	19.758	129.5	36.371	136.1	34.666	99.7	1:30.795	16:52:25.668
17 - D1	19.926	140.3	35.655	137.2	34.749	99.8	1:30.330	16:53:55.998
18 - D1	19.603	138.0	35.746	137.2	34.574	<b>101.0</b>	1:29.923 (3)	16:55:25.921
19 - D1	19.587	138.3	35.717	137.2	<b>34.151</b>	100.9	1:29.455 (2)	16:56:55.376
20 - D1	<b>19.439</b>	136.6	<b>35.264</b>	137.2	34.513	99.8	<b>1:29.216 (1)</b>	<b>16:58:24.592</b>
21 - D1	19.467	138.3	36.911	136.6	IN PIT		1:35.976 P	17:00:00.568

P14 3 GT3SA Assetto Motorsport		Bentley Continental GT3						
IDEAL LAP TIME : 1:29.318		BEST LAP TIME : 1:29.477		DIFFERENCE : 0.159				
D1: Mark SANSOM		D2: Will TREGURTHA						
LAP	SECTOR 1	SECTOR 2	SECTOR 3	LAP TIME	MPH	DIFF	TIME OF DAY	
1 - D1	OUTLAP	127.8	37.430	138.3	36.022	96.6		16:08:33.554
2 - D1	20.207	120.4	36.763	138.3	36.283	97.1	1:33.253	16:10:06.807
3 - D1	19.882	127.8	37.753	135.2	36.769	98.5	1:34.404	16:11:41.211
4 - D1	19.889	138.0	35.655	<b>139.8</b>	36.098	96.4	1:31.642	16:13:12.853
5 - D1	20.656	132.8	35.315	138.3	35.138	98.8	1:31.109	16:14:43.962
6 - D1	19.898	136.9	36.055	139.2	35.449	97.5	1:31.402	16:16:15.364
7 - D1	19.645	136.6	35.592	139.5	35.394	97.5	1:30.631	16:17:45.995
8 - D1	19.532	141.5	1:03.271	137.5	IN PIT		2:02.119 P	16:19:48.114
9 - D1	OUTLAP	135.8	35.972	139.5	37.234	96.9	6:14.869	16:26:02.983
10 - D1	20.152	130.0	38.141	117.3	IN PIT		1:53.386 P	16:27:56.369
11 - D1	OUTLAP	137.7	35.951	138.6	35.061	97.9	19:15.206	16:47:11.575
12 - D1	19.546	<b>144.6</b>	35.201	138.3	34.997	98.1	1:29.744 (3)	16:48:41.319
13 - D1	<b>19.477</b>	140.9	<b>35.041</b>	138.6	35.000	97.9	1:29.518 (2)	16:50:10.837
14 - D1	19.497	140.3	35.196	139.2	35.090	<b>100.9</b>	1:29.783	16:51:40.620
15 - D1	19.924	128.3	36.463	138.9	35.168	98.3	1:31.555	16:53:12.175
16 - D1	19.708	135.5	35.689	139.2	35.189	98.1	1:30.586	16:54:42.761
17 - D1	19.548	138.0	35.470	139.2	34.900	98.6	1:29.918	16:56:12.679
18 - D1	20.045	132.8	36.064	138.9	34.999	98.8	1:31.108	16:57:43.787
19 - D1	19.714	128.3	35.695	139.2	34.910	99.2	1:30.319	16:59:14.106
20 - D1	19.482	139.2	35.195	137.2	<b>34.800</b>	98.1	<b>1:29.477 (1)</b>	<b>17:00:43.583</b>

# 2022 Intelligent Money British GT Championship

## TEST SESSION 3 - SECTOR ANALYSIS



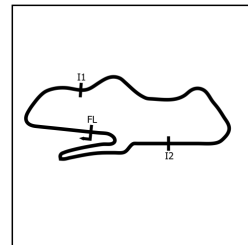
SECTOR 1 = FL to I1, SECTOR 2 = I1 to I2, SECTOR 3 = I2 to FL, DIFF = Difference To Personal Best Lap, P = Crossed Finish Line in Pit Lane, D = Time Disallowed

P15		5 GT3SA Greystone GT					McLaren 720S GT3				
IDEAL LAP TIME : 1:30.180		BEST LAP TIME : 1:30.344					DIFFERENCE : 0.164				
D1: Stewart PROCTOR		D2: Lewis PROCTOR									
LAP	SECTOR 1	SECTOR 2		SECTOR 3		LAP TIME	MPH	DIFF	TIME OF DAY		
1 - D1	OUTLAP	125.9	37.313	135.2	36.978	97.9				16:06:55.868	
2 - D1	20.555	126.8	36.970	135.5	36.620	98.5	1:34.145	95.11	3.801	16:08:30.013	
3 - D1	19.987	135.2	36.734	136.3	35.708	97.3	1:32.429	96.87	2.085	16:10:02.442	
4 - D1	20.603	128.0	37.454	135.8	36.414	98.8	1:34.471	94.78	4.127	16:11:36.913	
5 - D1	19.757	138.3	36.269	138.0	35.533	99.7	1:31.559	97.79	1.215	16:13:08.472	
6 - D1	19.703	136.1	35.872	136.6	35.526	97.8	1:31.101	98.29	0.757	16:14:39.573	
7 - D1	19.659	140.9	35.978	138.3	36.347	98.9	1:31.984	97.34	1.640	16:16:11.557	
8 - D1	19.879	136.1	36.682	135.8	35.822	99.2	1:32.383	96.92	2.039	16:17:43.940	
9 - D1	19.768	137.2	36.550	135.2	35.792	97.3	1:32.110	97.21	1.766	16:19:16.050	
10 - D1	21.288	119.4	37.693	136.6	35.790	98.2	1:34.771	94.48	4.427	16:20:50.821	
11 - D1	19.979	139.5	36.851	136.1	35.510	98.9	1:32.340	96.97	1.996	16:22:23.161	
12 - D1	19.797	136.6	36.832	135.8	35.526	98.2	1:32.155	97.16	1.811	16:23:55.316	
13 - D1	19.764	138.9	35.962	<b>138.9</b>	35.552	97.3	1:31.278	98.10	0.934	16:25:26.594	
14 - D1	19.979	130.0	41.435	88.1	IN PIT		2:00.350	<b>P</b> 74.40	30.006	16:27:26.944	
15 - D1	OUTLAP	106.3	37.885	137.2	35.249	98.2	19:43.074	7.56	18:12.730	16:47:10.018	
16 - D1	19.513	141.5	1:26.040	131.5	36.011	98.5	2:21.564	63.25	51.220	16:49:31.582	
17 - D1	19.532	141.2	35.963	137.5	35.047	98.8	1:30.542 (2)	98.89	0.198	16:51:02.124	
<b>18 - D1</b>	<b>19.438</b>	<b>142.4</b>	35.981	136.1	<b>34.925</b>	99.2	<b>1:30.344 (1)</b>	<b>99.11</b>		<b>16:52:32.468</b>	
19 - D1	19.524	140.6	<b>35.817</b>	136.6	35.715	98.8	1:31.056	98.34	0.712	16:54:03.524	
20 - D1	19.449	139.2	35.937	136.6	35.432	<b>100.0</b>	1:30.818 (3)	98.59	0.474	16:55:34.342	
21 - D1	19.600	140.1	35.827	137.5	35.512	98.8	1:30.939	98.46	0.595	16:57:05.281	
22 - D1	19.982	130.3	36.610	137.2	35.303	99.7	1:31.895	97.44	1.551	16:58:37.176	
23 - D1	19.712	138.0	36.203	<b>138.9</b>	35.224	98.3	1:31.139	98.25	0.795	17:00:08.315	

P16		91 GT3SA Century Motorsport					BMW M4 GT3				
IDEAL LAP TIME : 1:30.440		BEST LAP TIME : 1:31.262					DIFFERENCE : 0.822				
D1: Betty CHEN		D2: Angus FENDER									
LAP	SECTOR 1	SECTOR 2		SECTOR 3		LAP TIME	MPH	DIFF	TIME OF DAY		
1 - D1	OUTLAP	104.0	40.918	129.0	38.474	97.5				16:07:31.838	
2 - D1	22.999	114.3	38.761	134.2	37.571	96.2	1:39.331	90.14	8.069	16:09:11.169	
3 - D1	20.672	122.9	37.706	135.8	38.005	94.3	1:36.383	92.90	5.121	16:10:47.552	
4 - D1	20.155	130.5	37.741	136.3	36.366	95.7	1:34.262 (2)	94.99	3.000	16:12:21.814	
5 - D1	20.257	122.0	37.588	135.8	36.845	93.2	1:34.690	94.56	3.428	16:13:56.504	
6 - D1	20.329	124.0	37.879	136.1	36.201	97.5	1:34.409 (3)	94.84	3.147	16:15:30.913	
7 - D1	21.131	114.3	39.465	128.8	38.169	96.4	1:38.765	90.66	7.503	16:17:09.678	
8 - D1	20.403	113.9	41.864	124.2	38.043	95.3	1:40.310	89.26	9.048	16:18:49.988	
9 - D1	20.747	112.4	38.371	136.9	37.420	95.0	1:36.538	92.75	5.276	16:20:26.526	
10 - D1	20.645	106.0	38.577	135.5	37.784	96.5	1:37.006	92.30	5.744	16:22:03.532	
11 - D1	20.982	115.9	38.923	119.4	38.005	97.1	1:37.910	91.45	6.648	16:23:41.442	
12 - D1	20.632	116.9	40.317	128.3	42.879	94.5	1:43.828	86.24	12.566	16:25:25.270	
13 - D1	20.719	128.8	41.377	96.6	IN PIT		1:59.556	<b>P</b> 74.89	28.294	16:27:24.826	
14 - D2	OUTLAP	130.8	36.687	136.6	<b>35.498</b>	<b>99.5</b>	20:02.900	7.44	18:31.638	16:47:27.726	
<b>15 - D2</b>	<b>19.625</b>	139.2	35.782	136.3	35.855	98.3	<b>1:31.262 (1)</b>	<b>98.11</b>		<b>16:48:58.988</b>	
16 - D2	20.165	<b>141.2</b>	<b>35.317</b>	<b>137.2</b>	IN PIT		1:32.357	<b>P</b> 96.95	1.095	16:50:31.345	
17 - D1	OUTLAP	115.9	38.352	136.1	37.191	95.3	4:25.986	33.66	2:54.724	16:54:57.331	
18 - D1	20.563	125.9	37.577	136.1	36.474	96.8	1:34.614	94.64	3.352	16:56:31.945	
19 - D1	20.471	118.5	37.914	135.2	36.422	95.4	1:34.807	94.44	3.545	16:58:06.752	
20 - D1	20.528	123.1	37.896	136.3	36.685	94.1	1:35.109	94.14	3.847	16:59:41.861	
21 - D1	20.446	126.3	38.138	134.7	37.338	95.8	1:35.922	93.35	4.660	17:01:17.783	

# 2022 Intelligent Money British GT Championship

## TEST SESSION 3 - SECTOR ANALYSIS



SECTOR 1 = FL to I1, SECTOR 2 = I1 to I2, SECTOR 3 = I2 to FL, DIFF = Difference To Personal Best Lap, P = Crossed Finish Line in Pit Lane, D = Time Disallowed

P17 76 GT3PA 7TSIX		McLaren 720S GT3									
IDEAL LAP TIME : 1:34.591		BEST LAP TIME : 1:35.245		DIFFERENCE : 0.654							
D1: Mia FLEWITT		D2: Euan HANKEY									
LAP	SECTOR 1	SECTOR 2		SECTOR 3		LAP TIME	MPH	DIFF	TIME OF DAY		
1 - D1	OUTLAP	106.6	39.084	130.8	40.415	92.9			16:25:47.522		
2 - D1	21.932	102.7	39.616	131.3	IN PIT				16:27:49.750		
3 - D1	OUTLAP	99.7	38.741	129.5	36.872	93.0	18:10.249	8.21	16:45:59.999		
4 - D1	20.986	125.6	37.449	129.8	<b>36.810</b>	94.2	<b>1:35.245 (1)</b>	<b>94.01</b>	<b>16:47:35.244</b>		
5 - D1	<b>20.615</b>	129.0	37.579	131.5	37.670	<b>94.3</b>	1:35.864 (2)	93.40	0.619	16:49:11.108	
6 - D1	20.679	<b>129.8</b>	<b>37.166</b>	<b>131.8</b>	IN PIT		1:38.040	P	91.33	2.795	16:50:49.148

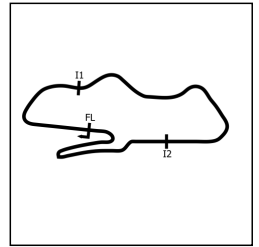
P18 51 GT4S Valluga Racing		Porsche 718 Cayman GT4 RS CS									
IDEAL LAP TIME : 1:35.259		BEST LAP TIME : 1:35.346		DIFFERENCE : 0.087							
D1: Ross WYLIE		D2: Matthew GRAHAM									
LAP	SECTOR 1	SECTOR 2		SECTOR 3		LAP TIME	MPH	DIFF	TIME OF DAY		
1 - D2	OUTLAP	112.5	39.866	115.1	39.305	92.5			16:08:02.392		
2 - D2	21.099	126.8	38.810	127.8	37.016	91.9	1:36.925	92.38	1.579	16:09:39.317	
3 - D2	21.127	128.0	38.718	128.3	36.675	92.3	1:36.520	92.77	1.174	16:11:15.837	
4 - D2	21.047	129.5	39.359	127.8	37.327	91.6	1:37.733	91.62	2.387	16:12:53.570	
5 - D2	21.108	127.3	38.601	127.8	37.162	91.9	1:36.871	92.43	1.525	16:14:30.441	
6 - D2	21.164	128.0	38.719	<b>128.5</b>	IN PIT		1:41.848	P	87.91	6.502	16:16:12.289
7 - D2	OUTLAP	114.5	39.580	<b>128.5</b>	37.689	<b>93.0</b>	3:44.977	39.80	2:09.631	16:19:57.266	
8 - D2	20.919	129.0	38.032	128.0	<b>36.395</b>	92.5	<b>1:35.346 (1)</b>	<b>93.91</b>		<b>16:21:32.612</b>	
9 - D2	<b>20.864</b>	129.0	39.429	125.9	39.459	92.9	1:39.752	89.76	4.406	16:23:12.364	
10 - D2	20.904	127.8	<b>38.000</b>	<b>128.5</b>	36.474	92.4	1:35.378 (2)	93.88	0.032	16:24:47.742	
11 - D2	20.884	129.0	38.186	128.3	IN PIT		1:43.429	P	86.57	8.083	16:26:31.171
12 - D2	OUTLAP	117.1	40.439	116.7	38.900	91.9	19:21.905	7.70	17:46.559	16:45:53.076	
13 - D2	21.300	129.5	39.039	122.6	38.344	91.8	1:38.683	90.73	3.337	16:47:31.759	
14 - D2	21.076	129.5	38.753	126.8	37.185	91.5	1:37.014	92.30	1.668	16:49:08.773	
15 - D2	20.962	128.8	38.534	127.0	36.906	92.3	1:36.402	92.88	1.056	16:50:45.175	
16 - D2	20.999	128.8	38.606	126.8	36.816	92.4	1:36.421	92.86	1.075	16:52:21.596	
17 - D2	21.017	128.0	38.621	126.3	36.969	92.1	1:36.607	92.68	1.261	16:53:58.203	
18 - D2	21.068	130.8	38.580	127.8	37.019	<b>93.0</b>	1:36.667	92.63	1.321	16:55:34.870	
19 - D2	21.048	127.5	38.364	127.5	36.671	92.3	1:36.083 (3)	93.19	0.737	16:57:10.953	
20 - D2	21.005	130.5	38.437	127.5	36.683	92.4	1:36.125	93.15	0.779	16:58:47.078	
21 - D2	20.973	<b>131.0</b>	38.563	126.6	36.870	92.8	1:36.406	92.88	1.060	17:00:23.484	

P19 42 GT4S Steller Motorsport		Audi R8 LMS GT4									
IDEAL LAP TIME : 1:34.922		BEST LAP TIME : 1:35.384		DIFFERENCE : 0.462							
D1: Richard WILLIAMS		D2: Sennan FIELDING									
LAP	SECTOR 1	SECTOR 2		SECTOR 3		LAP TIME	MPH	DIFF	TIME OF DAY		
1 - D2	OUTLAP	121.3	38.407	<b>128.5</b>	36.904	92.3			16:08:00.318		
2 - D2	20.934	<b>133.6</b>	<b>37.694</b>	127.5	36.756	92.8	<b>1:35.384 (1)</b>	<b>93.87</b>		<b>16:09:35.702</b>	
3 - D2	20.929	132.8	37.772	128.3	IN PIT		1:37.664	P	91.68	2.280	16:11:13.366
4 - D1	OUTLAP	115.3	39.084	127.0	37.736	91.3	4:16.651	34.88	2:41.267	16:15:30.017	
5 - D1	21.213	126.6	38.808	127.3	37.316	91.0	1:37.337	91.99	1.953	16:17:07.354	
6 - D1	21.081	126.8	40.501	125.9	37.988	91.0	1:39.570	89.93	4.186	16:18:46.924	
7 - D1	21.428	125.4	38.594	128.3	37.553	92.1	1:37.575	91.76	2.191	16:20:24.499	
8 - D1	21.249	126.8	38.842	127.3	37.207	91.3	1:37.298	92.03	1.914	16:22:01.797	
9 - D1	22.265	123.3	38.675	<b>128.5</b>	37.627	91.3	1:38.567	90.84	3.183	16:23:40.364	
10 - D1	21.195	127.0	38.628	127.5	37.316	92.4	1:37.139	92.18	1.755	16:25:17.503	
11 - D1	21.134	127.5	38.622	127.3	IN PIT		1:43.086	P	86.86	7.702	16:27:00.589
12 - D1	OUTLAP	106.8	40.698	125.2	39.284	91.0	19:32.540	7.63	17:57.156	16:46:33.129	
13 - D1	21.198	128.8	38.243	126.1	37.631	<b>93.0</b>	1:37.072	92.24	1.688	16:48:10.201	
14 - D1	21.055	128.8	37.980	128.0	36.901	91.4	1:35.936	93.33	0.552	16:49:46.137	
15 - D1	<b>20.859</b>	130.3	38.328	127.5	36.819	91.3	1:36.006	93.26	0.622	16:51:22.143	
16 - D1	21.044	130.8	38.112	127.3	<b>36.369</b>	91.3	1:35.525 (2)	93.73	0.141	16:52:57.668	
17 - D1	20.936	131.3	38.140	127.5	36.638	92.0	1:35.714 (3)	93.55	0.330	16:54:33.382	
18 - D1	20.954	132.1	38.405	127.5	36.638	92.5	1:35.997	93.27	0.613	16:56:09.379	
19 - D1	21.444	127.8	38.276	127.5	36.987	92.4	1:36.707	92.59	1.323	16:57:46.086	
20 - D1	21.045	130.8	38.797	127.8	36.750	92.0	1:36.592	92.70	1.208	16:59:22.678	
21 - D1	20.959	131.3	38.135	127.8	IN PIT		1:38.297	P	91.09	2.913	17:01:00.975



# 2022 Intelligent Money British GT Championship

## TEST SESSION 3 - SECTOR ANALYSIS



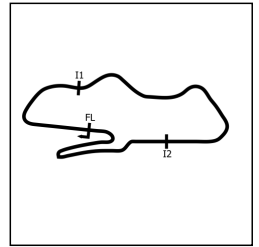
SECTOR 1 = FL to I1, SECTOR 2 = I1 to I2, SECTOR 3 = I2 to FL, DIFF = Difference To Personal Best Lap, P = Crossed Finish Line in Pit Lane, D = Time Disallowed

P20 90 GT4S Century Motorsport				BMW M4 GT4				
IDEAL LAP TIME : 1:35.020		BEST LAP TIME : 1:35.448		DIFFERENCE : 0.428				
D1: Jack BROWN		D2: Will BURNS						
LAP	SECTOR 1	SECTOR 2	SECTOR 3	LAP TIME	MPH	DIFF	TIME OF DAY	
1 - D1	OUTLAP	121.5	39.207	127.3	37.378	90.6		16:06:50.149
2 - D1	21.061	131.0	38.723	128.8	37.115	91.4	1:36.899	16:08:27.048
3 - D1	21.357	117.5	39.538	127.3	37.082	90.5	1:37.977	16:10:05.025
4 - D1	21.232	131.3	38.125	128.8	39.324	91.9	1:38.681	16:11:43.706
5 - D1	20.955	132.8	38.177	128.3	36.992	91.9	1:36.124	16:13:19.830
6 - D1	20.851	135.5	38.178	128.0	36.934	90.8	1:35.963	16:14:55.793
7 - D1	20.950	132.8	38.240	128.5	36.876	90.3	1:36.066	16:16:31.859
8 - D1	20.986	133.6	38.955	128.5	IN PIT		1:39.494 P	16:18:11.353
9 - D2	OUTLAP	124.2	38.578	128.0	37.418	90.5	4:03.414	16:22:14.767
10 - D2	20.950	<b>135.8</b>	38.228	<b>129.3</b>	<b>36.631</b>	91.9	1:35.809	16:23:50.576
11 - D2	20.869	133.4	38.093	129.0	36.741	90.1	1:35.703 (2)	16:25:26.279
12 - D2	21.101	131.3	41.201	85.3	IN PIT		2:02.957 P	16:27:29.236
13 - D2	OUTLAP	120.6	38.478	128.8	37.526	91.1	19:59.733	16:47:28.969
14 - D2	20.974	131.5	39.638	127.3	38.251	90.9	1:38.863	16:49:07.832
15 - D2	<b>20.820</b>	135.0	<b>37.569</b>	128.5	IN PIT		1:42.878 P	16:50:50.710
16 - D1	OUTLAP	125.6	39.488	110.9	38.568	<b>92.0</b>	4:00.996	16:54:51.706
17 - D1	21.124	127.3	37.996	128.5	36.644	90.9	1:35.764	16:56:27.470
<b>18 - D1</b>	20.905	128.5	37.812	128.8	36.731	90.6	<b>1:35.448 (1)</b>	<b>16:58:02.918</b>
19 - D1	20.875	128.8	38.039	<b>129.3</b>	36.843	91.0	1:35.757 (3)	16:59:38.675
20 - D1	20.886	132.1	38.058	128.3	36.914	90.9	1:35.858	17:01:14.533

P21 65 GT4S Team Parker Racing				Porsche 718 Cayman GT4 RS CS				
IDEAL LAP TIME : 1:35.138		BEST LAP TIME : 1:35.450		DIFFERENCE : 0.312				
D1: Seb HOPKINS		D2: Jamie ORTON						
LAP	SECTOR 1	SECTOR 2	SECTOR 3	LAP TIME	MPH	DIFF	TIME OF DAY	
1 - D2	OUTLAP	107.0	41.713	125.4	38.822	89.8		16:08:57.318
2 - D2	21.108	127.3	37.944	127.5	36.455	90.8	1:35.507 (3)	16:10:32.825
3 - D2	21.041	129.0	38.012	128.3	36.556	91.3	1:35.609	16:12:08.434
<b>4 - D2</b>	21.008	129.3	37.962	128.0	36.480	<b>92.3</b>	<b>1:35.450 (1)</b>	<b>16:13:43.884</b>
5 - D2	21.629	128.0	<b>37.821</b>	128.0	36.724	91.1	1:36.174	16:15:20.058
6 - D2	21.040	<b>131.0</b>	37.844	128.0	36.590	92.1	1:35.474 (2)	16:16:55.532
7 - D2	22.509	116.3	39.215	119.6	IN PIT		1:42.756 P	16:18:38.288
8 - D2	OUTLAP	124.5	39.415	<b>128.8</b>	40.895	91.3	4:58.045	16:23:36.333
9 - D2	20.923	130.5	38.182	127.8	<b>36.442</b>	90.9	1:35.547	16:25:11.880
10 - D2	<b>20.875</b>	130.8	38.159	127.8	IN PIT		1:43.209 P	16:26:55.089
11 - D2	OUTLAP	116.3	38.495	127.5	38.069	91.1	20:49.989	16:47:45.078
12 - D2	20.999	130.5	38.250	127.3	36.481	91.1	1:35.730	16:49:20.808
13 - D2	20.944	130.0	38.139	127.0	IN PIT		1:39.835 P	16:51:00.643

# 2022 Intelligent Money British GT Championship

## TEST SESSION 3 - SECTOR ANALYSIS



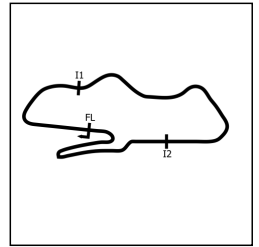
SECTOR 1 = FL to I1, SECTOR 2 = I1 to I2, SECTOR 3 = I2 to FL, DIFF = Difference To Personal Best Lap, P = Crossed Finish Line in Pit Lane, D = Time Disallowed

P22 61 GT4S Academy Motorsport		Ford Mustang GT4								
IDEAL LAP TIME : 1:35.398		BEST LAP TIME : 1:35.455		DIFFERENCE : 0.057						
D1: Matt COWLEY		D2: Marco SIGNORETTI								
LAP	SECTOR 1	SECTOR 2		SECTOR 3		LAP TIME	MPH	DIFF	TIME OF DAY	
1 - D1	OUTLAP	122.6	38.246	127.3	38.680	92.1			16:07:46.541	
2 - D1	21.093	131.3	37.909	127.3	36.776	90.9		0.323	16:09:22.319	
<b>3 - D1</b>	21.023	131.5	<b>37.708</b>	127.5	36.724	90.8	<b>1:35.455 (1)</b>	<b>93.80</b>	<b>16:10:57.774</b>	
4 - D1	21.063	<b>135.2</b>	37.846	127.3	IN PIT		1:38.396 P	91.00	2.941	16:12:36.170
5 - D1	OUTLAP	130.3	38.181	127.0	37.380	92.4	5:39.377	26.38	4:03.922	16:18:15.547
6 - D1	21.349	100.1	38.519	127.5	36.962	<b>92.9</b>	1:36.830	92.47	1.375	16:19:52.377
7 - D1	<b>21.002</b>	133.4	37.829	126.8	<b>36.688</b>	91.0	1:35.519 (2)	93.74	0.064	16:21:27.896
8 - D1	21.150	126.6	38.788	126.1	IN PIT		1:41.463 P	88.25	6.008	16:23:09.359
9 - D2	OUTLAP	98.2	43.271	123.1	IN PIT		4:44.430 P	31.48	3:08.975	16:27:53.789
10 - D2	OUTLAP	106.3	40.926	108.0	38.718	88.6	18:26.751	8.09	16:51.296	16:46:20.540
11 - D2	21.368	128.3	38.431	126.6	37.030	90.4	1:36.829	92.47	1.374	16:47:57.369
12 - D2	21.118	132.8	38.356	127.0	37.757	92.0	1:37.231	92.09	1.776	16:49:34.600
13 - D2	21.073	132.3	39.735	126.3	37.530	90.5	1:38.338	91.05	2.883	16:51:12.938
14 - D2	21.119	131.8	38.505	126.1	37.003	90.8	1:36.627	92.67	1.172	16:52:49.565
15 - D2	21.107	131.3	39.297	125.9	38.088	90.0	1:38.492	90.91	3.037	16:54:28.057
16 - D2	21.256	129.5	38.201	126.6	37.252	90.6	1:36.709	92.59	1.254	16:56:04.766
17 - D2	21.318	130.0	38.611	126.3	37.325	89.9	1:37.254	92.07	1.799	16:57:42.020
18 - D2	21.197	130.3	38.348	<b>128.0</b>	38.020	90.3	1:37.565	91.77	2.110	16:59:19.585
19 - D2	21.153	129.3	38.760	125.9	IN PIT		1:39.964 P	89.57	4.509	17:00:59.549

P23 48 GT4S Toyota GAZOO Racing UK		Toyota GR Supra GT4								
IDEAL LAP TIME : 1:35.360		BEST LAP TIME : 1:35.500		DIFFERENCE : 0.140						
D1: Tom EDGAR		D2: Jordan COLLARD								
LAP	SECTOR 1	SECTOR 2		SECTOR 3		LAP TIME	MPH	DIFF	TIME OF DAY	
1 - D1	OUTLAP	109.4	41.691	124.9	IN PIT		P		16:09:07.699	
2 - D1	OUTLAP	98.6	41.662	125.4	38.923	90.9	5:18.987	28.07	3:43.487	16:14:26.686
3 - D1	21.342	129.0	38.177	126.1	37.062	90.9	1:36.581	92.71	1.081	16:16:03.267
4 - D1	21.085	132.1	<b>37.762</b>	126.6	37.070	90.9	1:35.917	93.35	0.417	16:17:39.184
5 - D1	21.042	130.8	38.198	126.6	37.165	90.6	1:36.405	92.88	0.905	16:19:15.589
6 - D1	21.423	127.8	39.013	126.8	36.900	91.5	1:37.336	91.99	1.836	16:20:52.925
7 - D1	21.090	129.3	37.851	127.3	<b>36.630</b>	91.3	1:35.571 (2)	93.69	0.071	16:22:28.496
8 - D1	21.038	131.5	37.889	<b>127.8</b>	36.791	90.9	1:35.718 (3)	93.55	0.218	16:24:04.214
9 - D1	21.791	125.4	38.248	126.6	37.411	90.6	1:37.450	91.88	1.950	16:25:41.664
10 - D1	21.068	127.3	38.481	126.1	IN PIT		2:02.657 P	73.00	27.157	16:27:44.321
11 - D2	OUTLAP	106.5	40.227	123.5	37.645	90.5	18:18.387	8.15	16:42.887	16:46:02.708
12 - D2	21.116	<b>133.9</b>	39.056	125.9	36.951	90.3	1:37.123	92.19	1.623	16:47:39.831
13 - D2	21.195	132.3	38.332	126.3	37.007	90.9	1:36.534	92.75	1.034	16:49:16.365
14 - D2	21.080	133.4	37.889	126.8	36.939	89.7	1:35.908	93.36	0.408	16:50:52.273
15 - D2	21.026	132.3	38.026	124.9	36.890	90.6	1:35.942	93.33	0.442	16:52:28.215
16 - D2	<b>20.968</b>	132.1	37.814	125.9	37.281	91.4	1:36.063	93.21	0.563	16:54:04.278
17 - D2	21.103	132.6	42.054	86.8	47.558	<b>92.6</b>	1:50.715	80.87	15.215	16:55:54.993
18 - D2	21.030	132.1	38.126	126.8	36.939	90.4	1:36.095	93.18	0.595	16:57:31.088
<b>19 - D2</b>	20.994	132.3	<b>37.762</b>	126.8	36.744	90.8	<b>1:35.500 (1)</b>	<b>93.76</b>		<b>16:59:06.588</b>
20 - D2	21.063	131.8	38.830	123.8	IN PIT		1:41.330 P	88.36	5.830	17:00:47.918

# 2022 Intelligent Money British GT Championship

## TEST SESSION 3 - SECTOR ANALYSIS



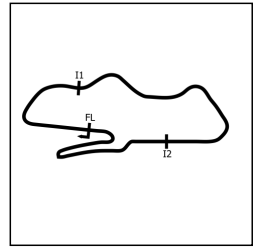
SECTOR 1 = FL to I1, SECTOR 2 = I1 to I2, SECTOR 3 = I2 to FL, DIFF = Difference To Personal Best Lap, P = Crossed Finish Line in Pit Lane, D = Time Disallowed

P24 56 GT4S Assetto Motorsport				Ginetta G56 GT4				
IDEAL LAP TIME : 1:35.486		BEST LAP TIME : 1:35.683		DIFFERENCE : 0.197				
D1: Joe WHEELER		D2: Freddie TOMLINSON						
LAP	SECTOR 1	SECTOR 2	SECTOR 3	LAP TIME	MPH	DIFF	TIME OF DAY	
1 - D1	OUTLAP	124.2	42.051	123.1	39.338	89.0		16:08:31.631
2 - D1	21.377	127.5	38.761	123.3	37.473	88.6	1:37.611	16:10:09.242
3 - D1	21.247	128.0	38.694	124.2	37.024	89.0	1:36.965	16:11:46.207
4 - D1	21.209	129.3	37.789	125.2	36.912	89.9	1:35.910 (3)	16:13:22.117
5 - D1	21.109	<b>132.3</b>	38.976	123.8	37.610	<b>91.1</b>	1:37.695	16:14:59.812
<b>6 - D1</b>	21.067	130.0	<b>37.652</b>	124.9	36.964	89.8	<b>1:35.683 (1)</b>	<b>16:16:35.495</b>
7 - D1	21.243	130.0	37.992	124.2	37.146	90.1	1:36.381	16:18:11.876
8 - D1	21.097	130.5	38.077	124.7	IN PIT		1:41.355 P	16:19:53.231
9 - D2	OUTLAP	120.4	39.231	<b>125.6</b>	40.066	89.3	4:12.028	16:24:05.259
10 - D2	21.577	123.8	38.481	125.2	39.231	89.9	1:39.289	16:25:44.548
11 - D2	21.346	116.3	42.628	123.5	IN PIT		2:03.341 P	16:27:47.889
12 - D2	OUTLAP	104.3	42.000	123.8	39.225	88.7	19:30.012	16:47:17.901
13 - D2	21.276	131.8	38.782	124.2	40.098	88.8	1:40.156	16:48:58.057
14 - D2	21.694	129.8	38.045	124.2	37.139	89.4	1:36.878	16:50:34.935
15 - D2	21.097	130.8	40.210	122.0	40.291	90.9	1:41.598	16:52:16.533
16 - D2	<b>21.038</b>	131.8	38.055	124.7	<b>36.796</b>	89.9	1:35.889 (2)	16:53:52.422
17 - D2	21.098	131.8	37.854	125.4	37.338	90.4	1:36.290	16:55:28.712
18 - D2	21.095	131.0	37.866	125.2	37.021	90.4	1:35.982	16:57:04.694
19 - D2	21.210	132.1	37.746	125.4	36.991	89.9	1:35.947	16:58:40.641
20 - D2	<b>21.038</b>	132.1	46.242	78.6	IN PIT		1:57.880 P	17:00:38.521

P25 27 GT4PA Newbridge Motorsport				Aston Martin Vantage AMR GT4				
IDEAL LAP TIME : 1:35.536		BEST LAP TIME : 1:35.694		DIFFERENCE : 0.158				
D1: Matt TOPHAM		D2: Darren TURNER						
LAP	SECTOR 1	SECTOR 2	SECTOR 3	LAP TIME	MPH	DIFF	TIME OF DAY	
1 - D1	OUTLAP	125.4	38.390	127.5	37.073	90.1		16:07:37.754
2 - D1	21.493	128.0	38.336	128.0	37.708	<b>91.5</b>	1:37.537	16:09:15.291
3 - D1	21.124	127.8	38.420	128.3	37.204	89.4	1:36.748	16:10:52.039
4 - D1	21.106	132.1	38.487	127.5	37.299	89.3	1:36.892	16:12:28.931
5 - D1	21.203	130.0	38.363	127.0	37.863	91.3	1:37.429	16:14:06.360
6 - D1	21.483	129.3	37.998	127.8	IN PIT		1:38.533 P	16:15:44.893
7 - D1	OUTLAP	126.8	41.505	126.8	37.768	91.0	3:43.079	16:19:27.972
8 - D1	21.204	128.0	<b>37.940</b>	128.0	36.972	90.6	1:36.116 (2)	16:21:04.088
9 - D1	21.088	128.3	38.414	<b>129.0</b>	36.934	89.5	1:36.436 (3)	16:22:40.524
10 - D1	21.284	125.9	38.203	128.0	37.086	90.8	1:36.573	16:24:17.097
11 - D1	<b>20.942</b>	131.3	37.986	128.0	IN PIT		1:38.526 P	16:25:55.623
12 - D2	OUTLAP	118.5	38.727	127.0	39.388	91.0	20:30.978	16:46:26.601
<b>13 - D2</b>	21.010	<b>132.6</b>	38.030	126.8	<b>36.654</b>	91.4	<b>1:35.694 (1)</b>	<b>16:48:02.295</b>
14 - D2	21.035	131.8	38.170	127.8	IN PIT		1:38.229 P	16:49:40.524
15 - D1	OUTLAP	119.4	38.914	127.0	IN PIT		4:00.936 P	16:53:41.460
16 - D2	OUTLAP	125.9	38.371	128.8	IN PIT		4:06.890 P	16:57:48.350

# 2022 Intelligent Money British GT Championship

## TEST SESSION 3 - SECTOR ANALYSIS



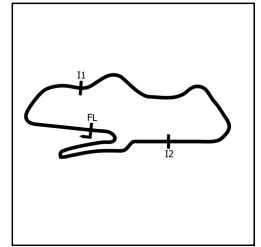
SECTOR 1 = FL to I1, SECTOR 2 = I1 to I2, SECTOR 3 = I2 to FL, DIFF = Difference To Personal Best Lap, P = Crossed Finish Line in Pit Lane, D = Time Disallowed

P26		23 GT4S		R Racing		Aston Martin Vantage AMR GT4					
IDEAL LAP TIME : 1:35.654		BEST LAP TIME : 1:35.809		DIFFERENCE : 0.155							
D1: Josh MILLER		D2: Jamie DAY									
LAP	SECTOR 1	SECTOR 2	SECTOR 3	LAP TIME	MPH	DIFF	TIME OF DAY				
1 - D2	OUTLAP	124.7	38.768	124.9	37.063	90.1					16:07:50.792
2 - D2	21.328	133.6	38.176	125.6	36.630	89.7	1:36.134	93.14	0.325		16:09:26.926
3 - D2	21.168	132.1	38.078	125.2	37.433	87.3	1:36.679	92.62	0.870		16:11:03.605
<b>4 - D2</b>	21.133	<b>134.2</b>	38.084	<b>126.3</b>	<b>36.592</b>	89.8	<b>1:35.809 (1)</b>	<b>93.46</b>			<b>16:12:39.414</b>
5 - D2	21.171	130.5	38.258	125.9	37.265	<b>90.5</b>	1:36.694	92.60	0.885		16:14:16.108
6 - D2	21.153	133.6	40.022	125.9	IN PIT		1:40.553	<b>P</b>	89.05	4.744	16:15:56.661
7 - D2	OUTLAP	118.9	38.355	125.9	37.077	89.4	4:11.789	35.56	2:35.980		16:20:08.450
8 - D2	21.086	130.8	38.186	126.1	36.703	89.2	1:35.975	<b>(3)</b>	93.29	0.166	16:21:44.425
9 - D2	<b>21.063</b>	130.8	38.071	<b>126.3</b>	37.536	89.4	1:36.670	92.62	0.861		16:23:21.095
10 - D2	21.150	133.6	38.037	125.9	36.767	90.0	1:35.954	<b>(2)</b>	93.32	0.145	16:24:57.049
11 - D2	21.087	133.6	<b>37.999</b>	125.9	IN PIT		1:43.990	<b>P</b>	86.10	8.181	16:26:41.039
12 - D2	OUTLAP	123.3	39.272	124.9	37.404	88.8	19:37.918	7.60	18:02.109		16:46:18.957
13 - D2	21.416	131.8	38.202	124.7	36.815	89.2	1:36.433	92.85	0.624		16:47:55.390
14 - D2	21.205	133.6	39.581	124.0	37.325	89.1	1:38.111	91.26	2.302		16:49:33.501
15 - D2	21.218	<b>134.2</b>	41.616	124.5	37.387	88.8	1:40.221	89.34	4.412		16:51:13.722
16 - D2	21.378	130.5	38.445	<b>126.3</b>	IN PIT		1:38.203	<b>P</b>	91.18	2.394	16:52:51.925
17 - D2	OUTLAP	124.9	38.516	125.4	36.902	89.2	4:34.988	32.56	2:59.179		16:57:26.913
18 - D2	21.844	125.9	38.785	125.6	36.594	89.4	1:37.223	92.10	1.414		16:59:04.136
19 - D2	21.285	133.1	38.248	124.5	36.658	89.4	1:36.191	93.09	0.382		17:00:40.327

P27		9 GT4S		Century Motorsport		BMW M4 GT4					
IDEAL LAP TIME : 1:36.102		BEST LAP TIME : 1:36.407		DIFFERENCE : 0.305							
D1: Chris SALKELD		D2: Tom RAWLINGS									
LAP	SECTOR 1	SECTOR 2	SECTOR 3	LAP TIME	MPH	DIFF	TIME OF DAY				
1 - D1	OUTLAP	115.5	39.255	127.8	37.793	90.9					16:06:55.557
2 - D1	21.503	126.1	38.471	129.3	37.127	92.1	1:37.101	<b>(3)</b>	92.21	0.694	16:08:32.658
3 - D1	21.269	102.2	39.048	129.3	37.833	91.1	1:38.150	91.23	1.743		16:10:10.808
<b>4 - D1</b>	21.117	126.1	<b>38.240</b>	<b>130.0</b>	<b>37.050</b>	90.8	<b>1:36.407 (1)</b>	<b>92.88</b>			<b>16:11:47.215</b>
5 - D1	21.360	123.5	38.315	129.5	IN PIT		1:39.822	<b>P</b>	89.70	3.415	16:13:27.037
6 - D1	OUTLAP	114.7	40.811	124.9	37.301	92.0	3:41.072	40.50	2:04.665		16:17:08.109
7 - D1	<b>20.812</b>	<b>131.5</b>	38.467	127.5	IN PIT		1:40.350	<b>P</b>	89.23	3.943	16:18:48.459
8 - D1	OUTLAP	97.2	39.223	129.3	IN PIT		4:03.310	<b>P</b>	36.80	2:26.903	16:22:51.769
9 - D2	OUTLAP	111.8	40.464	127.0	38.299	90.1	23:17.682	6.40	21:41.275		16:46:09.451
10 - D2	21.574	125.2	38.744	128.0	37.802	91.3	1:38.120	91.26	1.713		16:47:47.571
11 - D2	21.113	130.0	38.477	128.3	37.673	<b>92.3</b>	1:37.263	92.06	0.856		16:49:24.834
12 - D2	21.064	130.8	38.293	128.5	37.422	90.3	1:36.779	<b>(2)</b>	92.52	0.372	16:51:01.613
13 - D2	21.837	126.8	38.505	128.3	IN PIT		1:39.896	<b>P</b>	89.63	3.489	16:52:41.509

# 2022 Intelligent Money British GT Championship

## TEST SESSION 3 - SECTOR ANALYSIS



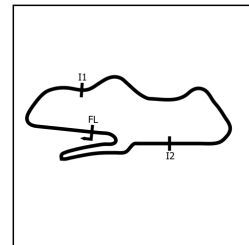
SECTOR 1 = FL to I1, SECTOR 2 = I1 to I2, SECTOR 3 = I2 to FL, DIFF = Difference To Personal Best Lap, P = Crossed Finish Line in Pit Lane, D = Time Disallowed

P28 26 GT4S Paddock Motorsport				McLaren 570S GT4							
IDEAL LAP TIME : 1:36.579		BEST LAP TIME : 1:36.704		DIFFERENCE : 0.125							
D1: Ashley MARSHALL		D2: Moh RITSON									
LAP	SECTOR 1	SECTOR 2	SECTOR 3	LAP TIME	MPH	DIFF	TIME OF DAY				
1 - D2	OUTLAP	110.1	40.191	126.1	38.311	90.8		16:08:37.081			
2 - D2	21.633	127.8	39.033	126.1	37.599	88.4	1:38.265	16:10:15.346			
3 - D2	21.265	128.3	38.739	126.1	37.429	90.4	1:37.433	16:11:52.779			
<b>4 - D2</b>	<b>21.069</b>	130.3	38.562	127.0	<b>37.073</b>	89.2	<b>1:36.704 (1)</b>	<b>92.59</b>	<b>16:13:29.483</b>		
5 - D2	21.210	130.3	39.926	126.3	37.374	89.8	1:38.510	90.89	16:15:07.993		
6 - D2	21.208	<b>131.3</b>	38.570	126.8	37.268	90.1	1:37.046	92.27	16:16:45.039		
7 - D2	21.113	130.3	39.130	126.3	37.225	89.7	1:37.468	91.87	16:18:22.507		
8 - D2	21.158	128.3	38.883	127.3	IN PIT		1:39.508	<b>P</b>	89.98	2.804	16:20:02.015
9 - D2	OUTLAP	126.8	39.271	<b>127.5</b>	37.402	89.9	3:36.628	41.33	1:59.924	16:23:38.643	
10 - D2	21.143	129.8	39.006	125.4	37.359	89.0	1:37.508	91.83	0.804	16:25:16.151	
11 - D2	21.215	129.5	38.991	126.3	IN PIT		1:41.747	<b>P</b>	88.00	5.043	16:26:57.898
12 - D2	OUTLAP	112.5	40.132	125.9	37.430	91.3	19:00.402	7.85	17:23.698	16:45:58.300	
13 - D2	21.215	129.0	38.883	126.3	38.165	89.0	1:38.263	91.12	1.559	16:47:36.563	
14 - D2	21.250	130.3	39.221	126.3	37.229	90.3	1:37.700	91.65	0.996	16:49:14.263	
15 - D2	21.120	130.5	38.527	126.6	37.174	89.4	1:36.821	<b>(2)</b>	92.48	0.117	16:50:51.084
16 - D2	23.053	120.6	39.206	125.2	IN PIT		1:41.383	<b>P</b>	88.32	4.679	16:52:32.467
17 - D2	OUTLAP	127.5	38.943	126.8	37.800	<b>91.6</b>	3:44.246	39.93	2:07.542	16:56:16.713	
18 - D2	21.651	129.5	38.864	126.1	37.356	91.0	1:37.871	91.49	1.167	16:57:54.584	
19 - D2	21.430	130.8	38.821	126.8	37.298	90.1	1:37.549	91.79	0.845	16:59:32.133	
20 - D2	21.246	130.8	<b>38.437</b>	126.6	37.181	87.4	1:36.864	<b>(3)</b>	92.44	0.160	17:01:08.997

P29 68 GT4PA Team BRIT				McLaren 570S GT4							
IDEAL LAP TIME : 1:36.615		BEST LAP TIME : 1:36.718		DIFFERENCE : 0.103							
D1: Aaron MORGAN		D2: Bobby TRUNDLEY									
LAP	SECTOR 1	SECTOR 2	SECTOR 3	LAP TIME	MPH	DIFF	TIME OF DAY				
1 - D1	OUTLAP	109.6	41.508	127.0	38.438	89.9		16:07:50.435			
2 - D1	22.262	126.3	40.918	126.3	IN PIT		1:45.591	<b>P</b>	84.80	8.873	16:09:36.026
3 - D1	OUTLAP	114.3	39.748	126.3	38.856	91.1	2:21.637	63.22	44.919	16:11:57.663	
4 - D1	21.396	124.2	38.852	<b>127.5</b>	38.596	90.6	1:38.844	90.59	2.126	16:13:36.507	
5 - D1	21.364	126.8	39.016	126.1	38.858	<b>92.0</b>	1:39.238	90.23	2.520	16:15:15.745	
6 - D1	21.433	<b>128.8</b>	39.226	124.7	38.849	90.8	1:39.508	89.98	2.790	16:16:55.253	
7 - D1	21.637	122.2	39.171	126.1	38.478	90.5	1:39.286	90.18	2.568	16:18:34.539	
8 - D1	21.234	127.0	39.059	<b>127.5</b>	38.961	91.5	1:39.254	90.21	2.536	16:20:13.793	
9 - D1	21.317	128.0	38.924	126.8	38.337	90.6	1:38.578	90.83	1.860	16:21:52.371	
10 - D1	21.327	127.0	47.060	101.5	IN PIT		1:54.845	<b>P</b>	77.96	18.127	16:23:47.216
11 - D2	OUTLAP	104.8	39.799	126.6	38.156	<b>92.0</b>	22:16.493	6.69	20:39.775	16:46:03.709	
12 - D2	21.285	125.9	38.752	126.1	37.377	90.4	1:37.414	91.92	0.696	16:47:41.123	
13 - D2	21.337	125.2	38.988	127.0	37.081	91.3	1:37.406	91.92	0.688	16:49:18.529	
14 - D2	21.180	124.7	38.708	126.3	39.671	91.8	1:39.559	89.94	2.841	16:50:58.088	
<b>15 - D2</b>	21.123	123.8	38.689	125.6	<b>36.906</b>	91.5	<b>1:36.718 (1)</b>	<b>92.58</b>		<b>16:52:34.806</b>	
16 - D2	21.242	124.7	39.046	126.1	37.109	89.8	1:37.397	91.93	0.679	16:54:12.203	
17 - D2	21.305	123.3	<b>38.650</b>	125.9	IN PIT		1:41.786	<b>P</b>	87.97	5.068	16:55:53.989
18 - D2	OUTLAP	123.5	38.960	127.3	37.468	88.8	1:57.148	76.43	20.430	16:57:51.137	
19 - D2	21.361	124.7	38.664	<b>127.5</b>	37.138	91.6	1:37.163	<b>(3)</b>	92.15	0.445	16:59:28.300
20 - D2	<b>21.059</b>	124.7	38.748	126.3	37.308	90.3	1:37.115	<b>(2)</b>	92.20	0.397	17:01:05.415

# 2022 Intelligent Money British GT Championship

## TEST SESSION 3 - SECTOR ANALYSIS



SECTOR 1 = FL to I1, SECTOR 2 = I1 to I2, SECTOR 3 = I2 to FL, DIFF = Difference To Personal Best Lap, P = Crossed Finish Line in Pit Lane, D = Time Disallowed

P30		7 GT4PA		Motus One Racing		McLaren 570S GT4	
IDEAL LAP TIME : 1:36.566		BEST LAP TIME : 1:36.850		DIFFERENCE : 0.284			
D1: Ed MCDERMOTT		D2: Michael BROADHURST					
LAP	SECTOR 1	SECTOR 2	SECTOR 3	LAP TIME	MPH	DIFF	TIME OF DAY
1 - D2	OUTLAP	83.4	41.782	125.6	38.608	89.1	
2 - D2	22.469	125.6	39.505	126.8	IN PIT		1:40.796 P 88.83 3.946 16:07:31.286
3 - D2	OUTLAP	117.1	38.848	125.9	37.983	89.5	2:54.748 51.24 1:17.898 16:09:12.082
<b>4 - D2</b>	21.269	128.8	<b>38.279</b>	126.6	37.302	90.3	<b>1:36.850 (1) 92.45 16:13:43.680</b>
5 - D2	22.259	128.3	38.760	126.1	38.588	90.4	1:39.607 89.89 2.757 16:15:23.287
6 - D2	21.375	130.8	38.538	126.3	<b>37.133</b>	90.3	1:37.046 (3) 92.27 0.196 16:17:00.333
7 - D2	21.248	<b>132.3</b>	38.623	<b>127.0</b>	37.139	90.9	1:37.010 (2) 92.30 0.160 16:18:37.343
8 - D2	<b>21.154</b>	132.1	38.778	125.9	IN PIT		1:39.915 P 89.62 3.065 16:20:17.258
9 - D1	OUTLAP	113.9	41.614	122.4	40.230	89.3	5:48.980 25.65 4:12.130 16:26:06.238
10 - D1	22.116	120.4	40.197	125.4	IN PIT		1:56.050 P 77.16 19.200 16:28:02.288
11 - D1	OUTLAP	110.9	40.490	126.1	38.885	90.0	18:36.512 8.02 16:59.662 16:46:38.800
12 - D1	21.823	122.6	40.516	124.5	38.438	90.0	1:40.777 88.85 3.927 16:48:19.577
13 - D1	21.918	123.5	39.672	125.2	38.214	90.5	1:39.804 89.72 2.954 16:49:59.381
14 - D1	21.889	122.4	40.025	125.6	40.588	89.2	1:42.502 87.35 5.652 16:51:41.883
15 - D1	21.469	128.0	39.456	125.6	38.420	90.6	1:39.345 90.13 2.495 16:53:21.228
16 - D1	21.715	125.9	39.623	126.1	38.155	90.3	1:39.493 90.00 2.643 16:55:00.721
17 - D1	21.662	127.5	39.733	125.6	37.944	90.3	1:39.339 90.14 2.489 16:56:40.060
18 - D1	22.432	117.5	40.002	126.1	38.194	89.8	1:40.628 88.98 3.778 16:58:20.688
19 - D1	21.483	125.6	39.802	126.3	39.687	<b>92.1</b>	1:40.972 88.68 4.122 17:00:01.660

# 2022 Intelligent Money British GT Championship

## TEST SESSION 3 - BEST SECTORS

SECTOR 1			SECTOR 2			SECTOR 3			IDEAL / BEST COMPARISON						
POS	NO	NAME	TIME	NO	NAME	TIME	NO	NAME	TIME	POS	NO	NAME	IDEAL	BEST	DIFF
													<b>PERFECT LAP</b>	<b>1:26.360</b>	
1	6	RAM Racing	19.030	4	2 Seas Motorsport	33.910	4	2 Seas Motorsport	33.420	1	4	2 Seas Motorsport	1:26.411	1:26.685	0.274
2	15	RAM Racing	19.035	15	RAM Racing	33.980	15	RAM Racing	33.544	2	15	RAM Racing	1:26.559	1:26.559	0.000
3	4	2 Seas Motorsport	19.081	6	RAM Racing	34.124	6	RAM Racing	33.615	3	6	RAM Racing	1:26.769	1:26.982	0.213
4	40	Fox Motorsport	19.156	72	Barwell Motorsport	34.142	40	Fox Motorsport	33.622	4	72	Barwell Motorsport	1:27.031	1:27.067	0.036
5	8	Team Abba Racing	19.166	8	Team Abba Racing	34.332	72	Barwell Motorsport	33.710	5	40	Fox Motorsport	1:27.185	1:27.535	0.350
6	72	Barwell Motorsport	19.179	40	Fox Motorsport	34.407	22	Balfe Motorsport	33.802	6	8	Team Abba Racing	1:27.416	1:27.525	0.109
7	77	Enduro Motorsport	19.221	18	WPI Motorsport	34.471	18	WPI Motorsport	33.879	7	18	WPI Motorsport	1:27.616	1:28.112	0.496
8	2	Team Rocket RJN	19.241	77	Enduro Motorsport	34.576	8	Team Abba Racing	33.918	8	77	Enduro Motorsport	1:27.865	1:28.006	0.141
9	11	Paddock Motorsport	19.249	2	Team Rocket RJN	34.595	77	Enduro Motorsport	34.068	9	22	Balfe Motorsport	1:27.890	1:28.027	0.137
10	18	WPI Motorsport	19.266	11	Paddock Motorsport	34.676	2	Team Rocket RJN	34.072	10	2	Team Rocket RJN	1:27.908	1:28.227	0.319
11	22	Balfe Motorsport	19.339	22	Balfe Motorsport	34.749	11	Paddock Motorsport	34.124	11	11	Paddock Motorsport	1:28.049	1:28.126	0.077
12	32	Redline Racing	19.409	32	Redline Racing	34.801	66	Team Parker Racing	34.151	12	32	Redline Racing	1:28.521	1:28.852	0.331
13	5	Greystone GT	19.438	3	Assetto Motorsport	35.041	32	Redline Racing	34.311	13	66	Team Parker Racing	1:28.854	1:29.216	0.362
14	66	Team Parker Racing	19.439	66	Team Parker Racing	35.264	3	Assetto Motorsport	34.800	14	3	Assetto Motorsport	1:29.318	1:29.477	0.159
15	3	Assetto Motorsport	19.477	91	Century Motorsport	35.317	5	Greystone GT	34.925	15	5	Greystone GT	1:30.180	1:30.344	0.164
16	91	Century Motorsport	19.625	5	Greystone GT	35.817	91	Century Motorsport	35.498	16	91	Century Motorsport	1:30.440	1:31.262	0.822
17	76	7TSIX	20.615	76	7TSIX	37.166	42	Steller Motorsport	36.369	17	76	7TSIX	1:34.591	1:35.245	0.654
18	9	Century Motorsport	20.812	90	Century Motorsport	37.569	51	Valluga Racing	36.395	18	42	Steller Motorsport	1:34.922	1:35.384	0.462
19	90	Century Motorsport	20.820	56	Assetto Motorsport	37.652	65	Team Parker Racing	36.442	19	90	Century Motorsport	1:35.020	1:35.448	0.428
20	42	Steller Motorsport	20.859	42	Steller Motorsport	37.694	23	R Racing	36.592	20	65	Team Parker Racing	1:35.138	1:35.450	0.312
21	51	Valluga Racing	20.864	61	Academy Motorsport	37.708	48	Toyota GAZOO Racing UK	36.630	21	51	Valluga Racing	1:35.259	1:35.346	0.087
22	65	Team Parker Racing	20.875	48	Toyota GAZOO Racing UK	37.762	90	Century Motorsport	36.631	22	48	Toyota GAZOO Racing UK	1:35.360	1:35.500	0.140
23	27	Newbridge Motorsport	20.942	65	Team Parker Racing	37.821	27	Newbridge Motorsport	36.654	23	61	Academy Motorsport	1:35.398	1:35.455	0.057
24	48	Toyota GAZOO Racing UK	20.968	27	Newbridge Motorsport	37.940	61	Academy Motorsport	36.688	24	56	Assetto Motorsport	1:35.486	1:35.683	0.197
25	61	Academy Motorsport	21.002	23	R Racing	37.999	56	Assetto Motorsport	36.796	25	27	Newbridge Motorsport	1:35.536	1:35.694	0.158
26	56	Assetto Motorsport	21.038	51	Valluga Racing	38.000	76	7TSIX	36.810	26	23	R Racing	1:35.654	1:35.809	0.155
27	68	Team BRIT	21.059	9	Century Motorsport	38.240	68	Team BRIT	36.906	27	9	Century Motorsport	1:36.102	1:36.407	0.305
28	23	R Racing	21.063	7	Motus One Racing	38.279	9	Century Motorsport	37.050	28	7	Motus One Racing	1:36.566	1:36.850	0.284
29	26	Paddock Motorsport	21.069	26	Paddock Motorsport	38.437	26	Paddock Motorsport	37.073	29	26	Paddock Motorsport	1:36.579	1:36.704	0.125
30	7	Motus One Racing	21.154	68	Team BRIT	38.650	7	Motus One Racing	37.133	30	68	Team BRIT	1:36.615	1:36.718	0.103

# 2022 Intelligent Money British GT Championship

## TEST SESSION 3 - BEST SPEEDS

POS	INTERMEDIATE 1			INTERMEDIATE 2			FINISH LINE		
	NO	NAME	MPH	NO	NAME	MPH	NO	NAME	MPH
1	8	Team Abba Racing	148.1	40	Fox Motorsport	141.5	8	Team Abba Racing	102.4
2	40	Fox Motorsport	147.8	77	Enduro Motorsport	140.6	77	Enduro Motorsport	102.2
3	2	Team Rocket RJN	147.4	8	Team Abba Racing	140.3	6	RAM Racing	101.9
4	4	2 Seas Motorsport	147.1	4	2 Seas Motorsport	140.1	11	Paddock Motorsport	101.9
5	77	Enduro Motorsport	147.1	6	RAM Racing	139.8	40	Fox Motorsport	101.8
6	6	RAM Racing	146.5	2	Team Rocket RJN	139.8	2	Team Rocket RJN	101.5
7	22	Balfe Motorsport	146.2	3	Assetto Motorsport	139.8	15	RAM Racing	101.3
8	72	Barwell Motorsport	145.8	11	Paddock Motorsport	139.2	4	2 Seas Motorsport	101.3
9	15	RAM Racing	145.5	15	RAM Racing	138.9	66	Team Parker Racing	101.0
10	32	Redline Racing	145.5	5	Greystone GT	138.9	32	Redline Racing	100.9
11	18	WPI Motorsport	144.6	66	Team Parker Racing	138.3	3	Assetto Motorsport	100.9
12	3	Assetto Motorsport	144.6	72	Barwell Motorsport	138.0	72	Barwell Motorsport	100.4
13	5	Greystone GT	142.4	22	Balfe Motorsport	138.0	22	Balfe Motorsport	100.3
14	11	Paddock Motorsport	141.8	32	Redline Racing	138.0	5	Greystone GT	100.0
15	91	Century Motorsport	141.2	18	WPI Motorsport	137.5	18	WPI Motorsport	99.8
16	66	Team Parker Racing	140.9	91	Century Motorsport	137.2	91	Century Motorsport	99.5
17	90	Century Motorsport	135.8	76	7TSIX	131.8	76	7TSIX	94.3
18	61	Academy Motorsport	135.2	9	Century Motorsport	130.0	51	Valluga Racing	93.0
19	23	R Racing	134.2	90	Century Motorsport	129.3	42	Steller Motorsport	93.0
20	48	Toyota GAZOO Racing UK	133.9	27	Newbridge Motorsport	129.0	61	Academy Motorsport	92.9
21	42	Steller Motorsport	133.6	65	Team Parker Racing	128.8	48	Toyota GAZOO Racing UK	92.6
22	27	Newbridge Motorsport	132.6	51	Valluga Racing	128.5	65	Team Parker Racing	92.3
23	56	Assetto Motorsport	132.3	42	Steller Motorsport	128.5	9	Century Motorsport	92.3
24	7	Motus One Racing	132.3	61	Academy Motorsport	128.0	7	Motus One Racing	92.1
25	9	Century Motorsport	131.5	48	Toyota GAZOO Racing UK	127.8	90	Century Motorsport	92.0
26	26	Paddock Motorsport	131.3	26	Paddock Motorsport	127.5	68	Team BRIT	92.0
27	51	Valluga Racing	131.0	68	Team BRIT	127.5	26	Paddock Motorsport	91.6
28	65	Team Parker Racing	131.0	7	Motus One Racing	127.0	27	Newbridge Motorsport	91.5
29	76	7TSIX	129.8	23	R Racing	126.3	56	Assetto Motorsport	91.1
30	68	Team BRIT	128.8	56	Assetto Motorsport	125.6	23	R Racing	90.5



## 2022 Intelligent Money British GT Championship

### TEST SESSION 3 - DRIVER STATISTICS

POS	NO	CL	PIC	TEAM / DRIVERS	CAR	LAPS	RACE TIME	%	BEST	ON	MPH
1	15	GT3SA	1	<b>RAM Racing</b> John FERGUSON (GBR) Ulysse DE PAUW (BEL)	Mercedes-AMG GT3	22	<b>54:53.995</b>				
						0	0.000	0.00		0	
						21	33:39.105	61.30	1:26.559	10	103.44
2	4	GT3PA	1	<b>2 Seas Motorsport</b> James COTTINGHAM (GBR) Lewis WILLIAMSON (GBR)	Mercedes-AMG GT3	19	<b>54:29.312</b>				
						10	14:54.504	27.36	1:28.421	13	101.27
						8	37:02.688	67.99	1:26.685	8	103.29
3	6	GT3PA	2	<b>RAM Racing</b> Ian LOGGIE (GBR) Callum MACLEOD (GBR)	Mercedes-AMG GT3	23	<b>54:28.904</b>				
						5	10:37.331	19.50	1:28.275	2	101.43
						17	25:32.142	46.87	1:26.982	17	102.94
4	72	GT3PA	3	<b>Barwell Motorsport</b> Adam BALON (GBR) Sandy MITCHELL (GBR)	Lamborghini Huracan GT3 Evo	21	<b>55:23.064</b>				
						20	32:13.823	58.19	1:27.067	18	102.84
						0	0.000	0.00		0	
5	8	GT3SA	2	<b>Team Abba Racing</b> Richard NEARY (GBR) Sam NEARY (GBR)	Mercedes-AMG GT3	8	<b>16:57.080</b>				
						0	0.000	0.00		0	
						7	12:08.342	71.61	1:27.525	7	102.30
6	40	GT3PA	4	<b>Fox Motorsport</b> Nick HALSTEAD (GBR) Rob BELL (GBR)	McLaren 720S GT3	21	<b>55:47.290</b>				
						12	18:44.338	33.59	1:29.998	20	99.49
						8	15:27.519	27.71	1:27.535	4	102.29
7	77	GT3PA	5	<b>Enduro Motorsport</b> Morgan TILLBROOK (GBR) Marcus CLUTTON (GBR)	McLaren 720S GT3	25	<b>55:40.019</b>				
						24	39:03.473	70.16	1:28.006	19	101.74
						0	0.000	0.00		0	
8	22	GT3PA	6	<b>Balfe Motorsport</b> Shaun BALFE (GBR) Adam CARROLL (GBR)	Audi R8 LMS Evo II GT3	19	<b>54:29.793</b>				
						18	28:57.819	53.15	1:28.027	17	101.72
						0	0.000	0.00		0	
9	18	GT3PA	7	<b>WPI Motorsport</b> Michael IGOE (GBR) Phil KEEN (GBR)	Lamborghini Huracan GT3 Evo	22	<b>54:49.927</b>				
						18	30:39.467	55.91	1:29.554	6	99.98
						3	4:25.504	8.07	1:28.112	21	101.62
10	11	GT3PA	8	<b>Paddock Motorsport</b> Kelvin FLETCHER (GBR) Martin PLOWMAN (GBR)	McLaren 720S GT3	18	<b>53:07.096</b>				
						0	0.000	0.00		0	
						17	27:45.273	52.25	1:28.126	17	101.60
11	2	GT3SA	3	<b>Team Rocket R/JN</b> Simon WATTS (GBR) James KELL (GBR)	McLaren 720S GT3	21	<b>54:12.073</b>				
						7	14:55.333	27.53	1:34.162	6	95.09
						13	21:33.149	39.76	1:28.227	20	101.49
12	32	GT3SA	4	<b>Redline Racing</b> Alex MALYKHIN (GBR) James DORLIN (GBR)	Lamborghini Huracan GT3 Evo	20	<b>48:29.381</b>				
						19	30:31.308	62.94	1:28.852	17	100.77
						0	0.000	0.00		0	
13	66	GT3PA	9	<b>Team Parker Racing</b> Nick JONES (GBR) Scott MALVERN (GBR)	Porsche 911 GT3 R	21	<b>53:40.298</b>				
						20	32:46.470	61.06	1:29.216	20	100.36
						0	0.000	0.00		0	
14	3	GT3SA	5	<b>Assetto Motorsport</b> Mark SANSOM (GBR) Will TREGURTHA (GBR)	Bentley Continental GT3	20	<b>53:42.444</b>				
						19	30:55.547	57.58	1:29.477	20	100.07
						0	0.000	0.00		0	
15	5	GT3SA	6	<b>Greystone GT</b> Stewart PROCTOR (GBR) Lewis PROCTOR (GBR)	McLaren 720S GT3	23	<b>54:47.077</b>				
						22	36:17.768	66.25	1:30.344	18	99.11
						0	0.000	0.00		0	
16	91	GT3SA	7	<b>Century Motorsport</b> Betty CHEN (TPE) Angus FENDER (GBR)	BMW M4 GT3	21	<b>55:26.086</b>				
						20	36:35.884	66.02	1:31.262	15	98.11
						0	0.000	0.00		0	
17	76	GT3PA	10	<b>7TSIX</b> Mia FLEWITT (SWE) Euan HANKEY (GBR)	McLaren 720S GT3	6	<b>26:44.582</b>				
						5	9:50.619	36.81	1:35.245	4	94.01
						0	0.000	0.00		0	
18	51	GT4S	1	<b>Valluga Racing</b> Ross WYLIE (GBR) Matthew GRAHAM (GBR)	Porsche 718 Cayman GT4 RS CS	21	<b>54:00.300</b>				
						0	0.000	0.00		0	
						20	33:52.378	62.72	1:35.346	8	93.91
19	42	GT4S	2	<b>Steller Motorsport</b> Richard WILLIAMS (GBR) Sennan FIELDING (GBR)	Audi R8 LMS GT4	21	<b>54:35.664</b>				
						18	28:56.356	53.01	1:35.525	16	93.73
						2	7:27.378	13.66	1:35.384	2	93.87

## 2022 Intelligent Money British GT Championship

### TEST SESSION 3 - DRIVER STATISTICS

POS	NO	CL	PIC	TEAM / DRIVERS	CAR	LAPS	RACE TIME	%	BEST	ON	MPH
20	90	GT4S	3	<b>Century Motorsport</b> Jack BROWN (GBR) Will BURNS (GBR)	BMW M4 GT4	20	<b>56:00.481</b>				
						12	23:25.575	41.83	1:35.448	18	93.81
						7	13:51.733	24.75	1:35.703	11	93.56
21	65	GT4S	4	<b>Team Parker Racing</b> Seb HOPKINS (GBR) Jamie ORTON (GBR)	Porsche 718 Cayman GT4 RS CS	13	<b>43:45.803</b>				
						0	0.000	0.00		0	
						12	20:55.366	47.81	1:35.450	4	93.81
22	61	GT4S	5	<b>Academy Motorsport</b> Matt COWLEY (GBR) Marco SIGNORETTI (CAN)	Ford Mustang GT4	19	<b>54:49.718</b>				
						7	15:39.574	28.56	1:35.455	3	93.80
						11	17:58.612	32.79	1:36.627	14	92.67
23	48	GT4S	6	<b>Toyota GAZOO Racing UK</b> Tom EDGAR (GBR) Jordan COLLARD (GBR)	Toyota GR Supra GT4	20	<b>53:25.251</b>				
						19	32:47.872	61.40	1:35.500	19	93.76
						0	0.000	0.00		0	
24	56	GT4S	7	<b>Assetto Motorsport</b> Joe WHEELER (GBR) Freddie TOMLINSON (GBR)	Ginetta G56 GT4	20	<b>53:48.125</b>				
						7	15:35.935	28.99	1:35.683	6	93.58
						12	20:04.046	37.30	1:35.889	16	93.38
25	27	GT4PA	1	<b>Newbridge Motorsport</b> Matt TOPHAM (GBR) Darren TURNER (GBR)	Aston Martin Vantage AMR GT4	16	<b>51:44.731</b>				
						11	40:47.777	78.84	1:36.116	8	93.16
						4	8:52.205	17.14	1:35.694	13	93.57
26	23	GT4S	8	<b>R Racing</b> Josh MILLER (GBR) Jamie DAY (GBR)	Aston Martin Vantage AMR GT4	19	<b>54:24.732</b>				
						0	0.000	0.00		0	
						18	30:28.065	55.99	1:35.809	4	93.46
27	9	GT4S	9	<b>Century Motorsport</b> Chris SALKELD (GBR) Tom RAWLINGS (GBR)	BMW M4 GT4	13	<b>47:23.200</b>				
						7	34:44.937	73.33	1:36.407	4	92.88
						5	8:11.207	17.28	1:36.779	12	92.52
28	26	GT4S	10	<b>Paddock Motorsport</b> Ashley MARSHALL (GBR) Moh RITSON (GBR)	McLaren 570S GT4	20	<b>54:12.612</b>				
						0	0.000	0.00		0	
						19	32:21.768	59.70	1:36.704	4	92.59
29	68	GT4PA	2	<b>Team BRIT</b> Aaron MORGAN (GBR) Bobby TRUNDLEY (GBR)	McLaren 570S GT4	20	<b>54:56.770</b>				
						9	37:34.473	68.38	1:38.578	9	90.83
						10	16:19.199	29.70	1:36.718	15	92.58
30	7	GT4PA	3	<b>Motus One Racing</b> Ed MCDERMOTT (GBR) Michael BROADHURST (GBR)	McLaren 570S GT4	19	<b>54:14.167</b>				
						11	18:22.252	33.87	1:39.339	17	90.14
						7	17:17.017	31.87	1:36.850	4	92.45

# 2022 Intelligent Money British GT Championship

## TEST SESSION 3 - PIT STOP ANALYSIS

<b>P1</b>	<b>15 GT3SA</b>	<b>RAM Racing</b>						<b>Mercedes-AMG GT3</b>
D1: John FERGUSON	Total Stint: 0 Laps							Best Lap: 1:26.559 On Lap 10 @ 103.44 mph
D2: Ulysse DE PAUW	Total Stint: 21 Laps - 33:39.105 (61.3%)							
STOP	IN TIME	DRIVER IN	STINT TIME	STOP TIME	TOTAL STOP TIME	OUT TIME	DRIVER OUT	
1 -	16:16:19.607	Ulysse DE PAUW	10:39.924	2:49.882	2:49.882	16:19:09.489	Ulysse DE PAUW	
-	Finish	Ulysse DE PAUW	41:24.189					
<b>P2</b>	<b>4 GT3PA</b>	<b>2 Seas Motorsport</b>						<b>Mercedes-AMG GT3</b>
D1: James COTTINGHAM	Total Stint: 10 Laps - 14:54.504 (27.36%)							Best Lap: 1:28.421 On Lap 13 @ 101.27 mph
D2: Lewis WILLIAMSON	Total Stint: 8 Laps - 37:02.688 (67.99%)							Best Lap: 1:26.685 On Lap 8 @ 103.29 mph
STOP	IN TIME	DRIVER IN	STINT TIME	STOP TIME	TOTAL STOP TIME	OUT TIME	DRIVER OUT	
1 -	16:12:11.656	Lewis WILLIAMSON	5:56.798	2:32.120	2:32.120	16:14:43.776	Lewis WILLIAMSON	
2 -	16:22:28.386	Lewis WILLIAMSON	7:44.610	23:21.280	25:53.400	16:45:49.666	James COTTINGHAM	
-	Finish	James COTTINGHAM	14:54.504					
<b>P3</b>	<b>6 GT3PA</b>	<b>RAM Racing</b>						<b>Mercedes-AMG GT3</b>
D1: Ian LOGGIE	Total Stint: 5 Laps - 10:37.331 (19.5%)							Best Lap: 1:28.275 On Lap 2 @ 101.43 mph
D2: Callum MACLEOD	Total Stint: 17 Laps - 25:32.142 (46.87%)							Best Lap: 1:26.982 On Lap 17 @ 102.94 mph
STOP	IN TIME	DRIVER IN	STINT TIME	STOP TIME	TOTAL STOP TIME	OUT TIME	DRIVER OUT	
1 -	16:15:26.819	Ian LOGGIE	9:14.472	1:22.859	1:22.859	16:16:49.678	Callum MACLEOD	
2 -	17:00:41.251	Callum MACLEOD						
<b>P4</b>	<b>72 GT3PA</b>	<b>Barwell Motorsport</b>						<b>Lamborghini Huracan GT3 Evo</b>
D1: Adam BALON	Total Stint: 20 Laps - 32:13.823 (58.19%)							Best Lap: 1:27.067 On Lap 18 @ 102.84 mph
D2: Sandy MITCHELL	Total Stint: 0 Laps							
STOP	IN TIME	DRIVER IN	STINT TIME	STOP TIME	TOTAL STOP TIME	OUT TIME	DRIVER OUT	
1 -	16:14:22.472	Adam BALON	9:12.327	3:37.961	3:37.961	16:18:00.433	Adam BALON	
2 -	16:49:38.660	Sandy MITCHELL	31:38.227	1:54.110	5:32.071	16:51:32.770	Sandy MITCHELL	
3 -	17:00:33.209	Sandy MITCHELL						
<b>P5</b>	<b>8 GT3SA</b>	<b>Team Abba Racing</b>						<b>Mercedes-AMG GT3</b>
D1: Richard NEARY	Total Stint: 0 Laps							Best Lap: 1:27.525 On Lap 7 @ 102.30 mph
D2: Sam NEARY	Total Stint: 7 Laps - 12:08.342 (71.61%)							
STOP	IN TIME	DRIVER IN	STINT TIME	STOP TIME	TOTAL STOP TIME	OUT TIME	DRIVER OUT	
1 -	16:14:45.661	Sam NEARY	7:43.106	4:48.738	4:48.738	16:19:34.399	Sam NEARY	
-	Finish	Sam NEARY	4:25.236					
<b>P6</b>	<b>40 GT3PA</b>	<b>Fox Motorsport</b>						<b>McLaren 720S GT3</b>
D1: Nick HALSTEAD	Total Stint: 12 Laps - 18:44.338 (33.59%)							Best Lap: 1:29.998 On Lap 20 @ 99.49 mph
D2: Rob BELL	Total Stint: 8 Laps - 15:27.519 (27.71%)							Best Lap: 1:27.535 On Lap 4 @ 102.29 mph
STOP	IN TIME	DRIVER IN	STINT TIME	STOP TIME	TOTAL STOP TIME	OUT TIME	DRIVER OUT	
1 -	16:12:56.238	Rob BELL	7:25.511	4:30.642	4:30.642	16:17:26.880	Rob BELL	
2 -	16:23:20.910	Rob BELL	5:54.030	2:07.978	6:38.620	16:25:28.888	Nick HALSTEAD	
-	Finish	Nick HALSTEAD	33:46.931					
<b>P7</b>	<b>77 GT3PA</b>	<b>Enduro Motorsport</b>						<b>McLaren 720S GT3</b>
D1: Morgan TILLBROOK	Total Stint: 24 Laps - 39:03.473 (70.16%)							Best Lap: 1:28.006 On Lap 19 @ 101.74 mph
D2: Marcus CLUTTON	Total Stint: 0 Laps							
STOP	IN TIME	DRIVER IN	STINT TIME	STOP TIME	TOTAL STOP TIME	OUT TIME	DRIVER OUT	
1 -	16:51:43.553	Marcus CLUTTON	46:35.851	1:35.123	1:35.123	16:53:18.676	Morgan TILLBROOK	
-	Finish	Morgan TILLBROOK	7:29.045					
<b>P8</b>	<b>22 GT3PA</b>	<b>Balfe Motorsport</b>						<b>Audi R8 LMS Evo II GT3</b>
D1: Shaun BALFE	Total Stint: 18 Laps - 28:57.819 (53.15%)							Best Lap: 1:28.027 On Lap 17 @ 101.72 mph
D2: Adam CARROLL	Total Stint: 0 Laps							
STOP	IN TIME	DRIVER IN	STINT TIME	STOP TIME	TOTAL STOP TIME	OUT TIME	DRIVER OUT	
1 -	16:13:29.553	Shaun BALFE	7:47.136	2:59.052	2:59.052	16:16:28.605	Shaun BALFE	
2 -	16:22:37.205	Shaun BALFE	6:08.600	3:03.633	6:02.685	16:25:40.838	Shaun BALFE	
-	Finish	Shaun BALFE	34:31.372					

## 2022 Intelligent Money British GT Championship

### TEST SESSION 3 - PIT STOP ANALYSIS

<b>P9</b>	<b>18 GT3PA</b>	<b>WPI Motorsport</b>						<b>Lamborghini Huracan GT3 Evo</b>
D1: Michael IGOE	Total Stint: 18 Laps - 30:39.467 (55.91%)							Best Lap: 1:29.554 On Lap 6 @ 99.98 mph
D2: Phil KEEN	Total Stint: 3 Laps - 4:25.504 (8.07%)							Best Lap: 1:28.112 On Lap 21 @ 101.62 mph
STOP	IN TIME	DRIVER IN	STINT TIME	STOP TIME	TOTAL STOP TIME	OUT TIME	DRIVER OUT	
1 -	16:23:44.496	Michael IGOE	18:09.566	1:42.006	1:42.006	16:25:26.502	Michael IGOE	
2 -	16:54:27.957	Michael IGOE	27:06.517	1:31.396	3:13.402	16:55:59.353	Phil KEEN	
-	Finish	Phil KEEN	4:25.504					
<b>P10</b>	<b>11 GT3PA</b>	<b>Paddock Motorsport</b>						<b>McLaren 720S GT3</b>
D1: Kelvin FLETCHER	Total Stint: 0 Laps							Best Lap: 1:28.126 On Lap 17 @ 101.60 mph
D2: Martin PLOWMAN	Total Stint: 17 Laps - 27:45.273 (52.25%)							
STOP	IN TIME	DRIVER IN	STINT TIME	STOP TIME	TOTAL STOP TIME	OUT TIME	DRIVER OUT	
1 -	16:16:17.604	Martin PLOWMAN	9:23.800	2:43.382	2:43.382	16:19:00.986	Martin PLOWMAN	
2 -	16:25:07.667	Martin PLOWMAN	6:06.681	19:09.333	21:52.715	16:44:17.000	Martin PLOWMAN	
3 -	16:49:01.582	Martin PLOWMAN	4:44.582	1:26.692	23:19.407	16:50:28.274	Martin PLOWMAN	
4 -	16:53:30.016	Martin PLOWMAN	3:01.742	2:02.416	25:21.823	16:55:32.432	Martin PLOWMAN	
-	Finish	Martin PLOWMAN	4:28.468					
<b>P11</b>	<b>2 GT3SA</b>	<b>Team Rocket RJN</b>						<b>McLaren 720S GT3</b>
D1: Simon WATTS	Total Stint: 7 Laps - 14:55.333 (27.53%)							Best Lap: 1:34.162 On Lap 6 @ 95.09 mph
D2: James KELL	Total Stint: 13 Laps - 21:33.149 (39.76%)							Best Lap: 1:28.227 On Lap 20 @ 101.49 mph
STOP	IN TIME	DRIVER IN	STINT TIME	STOP TIME	TOTAL STOP TIME	OUT TIME	DRIVER OUT	
1 -	16:19:42.001	Simon WATTS	13:00.831	1:54.502	1:54.502	16:21:36.503	James KELL	
2 -	16:53:20.589	Simon WATTS	0.000	1:30.044	3:24.546	16:54:50.633	James KELL	
3 -	17:00:53.243	James KELL						
<b>P12</b>	<b>32 GT3SA</b>	<b>Redline Racing</b>						<b>Lamborghini Huracan GT3 Evo</b>
D1: Alex MALYKHIN	Total Stint: 19 Laps - 30:31.308 (62.94%)							Best Lap: 1:28.852 On Lap 17 @ 100.77 mph
D2: James DORLIN	Total Stint: 0 Laps							
STOP	IN TIME	DRIVER IN	STINT TIME	STOP TIME	TOTAL STOP TIME	OUT TIME	DRIVER OUT	
1 -	16:54:30.790	James DORLIN						
<b>P13</b>	<b>66 GT3PA</b>	<b>Team Parker Racing</b>						<b>Porsche 911 GT3 R</b>
D1: Nick JONES	Total Stint: 20 Laps - 32:46.470 (61.06%)							Best Lap: 1:29.216 On Lap 20 @ 100.36 mph
D2: Scott MALVERN	Total Stint: 0 Laps							
STOP	IN TIME	DRIVER IN	STINT TIME	STOP TIME	TOTAL STOP TIME	OUT TIME	DRIVER OUT	
1 -	16:23:25.493	Nick JONES	17:05.223	1:50.747	1:50.747	16:25:16.240	Nick JONES	
2 -	17:00:00.568	Nick JONES						
<b>P14</b>	<b>3 GT3SA</b>	<b>Assetto Motorsport</b>						<b>Bentley Continental GT3</b>
D1: Mark SANSOM	Total Stint: 19 Laps - 30:55.547 (57.58%)							Best Lap: 1:29.477 On Lap 20 @ 100.07 mph
D2: Will TREGURTHA	Total Stint: 0 Laps							
STOP	IN TIME	DRIVER IN	STINT TIME	STOP TIME	TOTAL STOP TIME	OUT TIME	DRIVER OUT	
1 -	16:19:48.114	Mark SANSOM	12:46.975	4:43.190	4:43.190	16:24:31.304	Mark SANSOM	
-	Finish	Mark SANSOM	32:47.214					
<b>P16</b>	<b>91 GT3SA</b>	<b>Century Motorsport</b>						<b>BMW M4 GT3</b>
D1: Betty CHEN	Total Stint: 20 Laps - 36:35.884 (66.02%)							Best Lap: 1:31.262 On Lap 15 @ 98.11 mph
D2: Angus FENDER	Total Stint: 0 Laps							
STOP	IN TIME	DRIVER IN	STINT TIME	STOP TIME	TOTAL STOP TIME	OUT TIME	DRIVER OUT	
1 -	16:50:31.345	Angus FENDER	44:39.648	2:49.667	2:49.667	16:53:21.012	Betty CHEN	
-	Finish	Betty CHEN	7:56.771					
<b>P17</b>	<b>76 GT3PA</b>	<b>7TSIX</b>						<b>McLaren 720S GT3</b>
D1: Mia FLEWITT	Total Stint: 5 Laps - 9:50.619 (36.81%)							Best Lap: 1:35.245 On Lap 4 @ 94.01 mph
D2: Euan HANKEY	Total Stint: 0 Laps							
STOP	IN TIME	DRIVER IN	STINT TIME	STOP TIME	TOTAL STOP TIME	OUT TIME	DRIVER OUT	
1 -	16:50:49.148	Mia FLEWITT						
<b>P18</b>	<b>51 GT4S</b>	<b>Valluga Racing</b>						<b>Porsche 718 Cayman GT4 RS CS</b>
D1: Ross WYLIE	Total Stint: 0 Laps							Best Lap: 1:35.346 On Lap 8 @ 93.91 mph
D2: Matthew GRAHAM	Total Stint: 20 Laps - 33:52.378 (62.72%)							
STOP	IN TIME	DRIVER IN	STINT TIME	STOP TIME	TOTAL STOP TIME	OUT TIME	DRIVER OUT	

# 2022 Intelligent Money British GT Championship

## TEST SESSION 3 - PIT STOP ANALYSIS

1 - 16:16:12.289 Matthew GRAHAM 9:49.105 2:05.929 2:05.929 16:18:18.218 Matthew GRAHAM  
 - Finish Matthew GRAHAM 33:52.313

<b>P19</b>	<b>42 GT4S</b>	<b>Steller Motorsport</b>	<b>Audi R8 LMS GT4</b>				
D1: Richard WILLIAMS	Total Stint: 18 Laps - 28:56.356 (53.01%)		Best Lap: 1:35.525 On Lap 16 @ 93.73 mph				
D2: Sennan FIELDING	Total Stint: 2 Laps - 7:27.378 (13.66%)		Best Lap: 1:35.384 On Lap 2 @ 93.87 mph				
STOP	IN TIME	DRIVER IN	STINT TIME	STOP TIME	TOTAL STOP TIME	OUT TIME	DRIVER OUT

1 - 16:11:13.366 Sennan FIELDING 4:48.055 2:39.323 2:39.323 16:13:52.689 Richard WILLIAMS  
 2 - 17:01:00.975 Richard WILLIAMS

<b>P20</b>	<b>90 GT4S</b>	<b>Century Motorsport</b>	<b>BMW M4 GT4</b>				
D1: Jack BROWN	Total Stint: 12 Laps - 23:25.575 (41.83%)		Best Lap: 1:35.448 On Lap 18 @ 93.81 mph				
D2: Will BURNS	Total Stint: 7 Laps - 13:51.733 (24.75%)		Best Lap: 1:35.703 On Lap 11 @ 93.56 mph				
STOP	IN TIME	DRIVER IN	STINT TIME	STOP TIME	TOTAL STOP TIME	OUT TIME	DRIVER OUT

1 - 16:18:11.353 Jack BROWN 12:57.301 2:27.485 2:27.485 16:20:38.838 Will BURNS  
 2 - 16:50:50.710 Will BURNS 23:21.474 2:23.034 4:50.519 16:53:13.744 Jack BROWN  
 - Finish Jack BROWN 8:00.789

<b>P21</b>	<b>65 GT4S</b>	<b>Team Parker Racing</b>	<b>Porsche 718 Cayman GT4 RS CS</b>				
D1: Seb HOPKINS	Total Stint: 0 Laps		Best Lap: 1:35.450 On Lap 4 @ 93.81 mph				
D2: Jamie ORTON	Total Stint: 12 Laps - 20:55.366 (47.81%)						
STOP	IN TIME	DRIVER IN	STINT TIME	STOP TIME	TOTAL STOP TIME	OUT TIME	DRIVER OUT

1 - 16:18:38.288 Jamie ORTON 11:23.448 3:17.589 3:17.589 16:21:55.877 Jamie ORTON  
 2 - 16:51:00.643 Jamie ORTON

<b>P22</b>	<b>61 GT4S</b>	<b>Academy Motorsport</b>	<b>Ford Mustang GT4</b>				
D1: Matt COWLEY	Total Stint: 7 Laps - 15:39.574 (28.56%)		Best Lap: 1:35.455 On Lap 3 @ 93.80 mph				
D2: Marco SIGNORETTI	Total Stint: 11 Laps - 17:58.612 (32.79%)		Best Lap: 1:36.627 On Lap 14 @ 92.67 mph				
STOP	IN TIME	DRIVER IN	STINT TIME	STOP TIME	TOTAL STOP TIME	OUT TIME	DRIVER OUT

1 - 16:12:36.170 Matt COWLEY 6:26.339 4:05.056 4:05.056 16:16:41.226 Matt COWLEY  
 2 - 16:23:09.359 Matt COWLEY 6:28.133 2:45.102 6:50.158 16:25:54.461 Marco SIGNORETTI  
 3 - 17:00:59.549 Marco SIGNORETTI

<b>P23</b>	<b>48 GT4S</b>	<b>Toyota GAZOO Racing UK</b>	<b>Toyota GR Supra GT4</b>				
D1: Tom EDGAR	Total Stint: 19 Laps - 32:47.872 (61.4%)		Best Lap: 1:35.500 On Lap 19 @ 93.76 mph				
D2: Jordan COLLARD	Total Stint: 0 Laps						
STOP	IN TIME	DRIVER IN	STINT TIME	STOP TIME	TOTAL STOP TIME	OUT TIME	DRIVER OUT

1 - 16:09:07.699 Tom EDGAR 1:45.032 3:37.494 3:37.494 16:12:45.193 Tom EDGAR  
 2 - 17:00:47.918 Jordan COLLARD

<b>P24</b>	<b>56 GT4S</b>	<b>Assetto Motorsport</b>	<b>Ginetta G56 GT4</b>				
D1: Joe WHEELER	Total Stint: 7 Laps - 15:35.935 (28.99%)		Best Lap: 1:35.683 On Lap 6 @ 93.58 mph				
D2: Freddie TOMLINSON	Total Stint: 12 Laps - 20:04.046 (37.3%)		Best Lap: 1:35.889 On Lap 16 @ 93.38 mph				
STOP	IN TIME	DRIVER IN	STINT TIME	STOP TIME	TOTAL STOP TIME	OUT TIME	DRIVER OUT

1 - 16:19:53.231 Joe WHEELER 13:02.835 2:33.100 2:33.100 16:22:26.331 Freddie TOMLINSON  
 2 - 17:00:38.521 Freddie TOMLINSON

<b>P25</b>	<b>27 GT4PA</b>	<b>Newbridge Motorsport</b>	<b>Aston Martin Vantage AMR GT4</b>				
D1: Matt TOPHAM	Total Stint: 11 Laps - 40:47.777 (78.84%)		Best Lap: 1:36.116 On Lap 8 @ 93.16 mph				
D2: Darren TURNER	Total Stint: 4 Laps - 8:52.205 (17.14%)		Best Lap: 1:35.694 On Lap 13 @ 93.57 mph				
STOP	IN TIME	DRIVER IN	STINT TIME	STOP TIME	TOTAL STOP TIME	OUT TIME	DRIVER OUT

1 - 16:15:44.893 Matt TOPHAM 9:41.274 2:04.749 2:04.749 16:17:49.642 Matt TOPHAM  
 2 - 16:25:55.623 Matt TOPHAM 8:05.981 18:53.341 20:58.090 16:44:48.964 Darren TURNER  
 3 - 16:49:40.524 Darren TURNER 4:51.560 2:23.378 23:21.468 16:52:03.902 Matt TOPHAM  
 4 - 16:53:41.460 Matt TOPHAM 1:37.558 2:29.623 25:51.091 16:56:11.083 Darren TURNER  
 5 - 16:57:48.350 Darren TURNER

<b>P26</b>	<b>23 GT4S</b>	<b>R Racing</b>	<b>Aston Martin Vantage AMR GT4</b>				
D1: Josh MILLER	Total Stint: 0 Laps		Best Lap: 1:35.809 On Lap 4 @ 93.46 mph				
D2: Jamie DAY	Total Stint: 18 Laps - 30:28.065 (55.99%)						
STOP	IN TIME	DRIVER IN	STINT TIME	STOP TIME	TOTAL STOP TIME	OUT TIME	DRIVER OUT

1 - 16:15:56.661 Jamie DAY 9:41.066 2:36.286 2:36.286 16:18:32.947 Jamie DAY

## 2022 Intelligent Money British GT Championship

### TEST SESSION 3 - PIT STOP ANALYSIS

2 - 16:52:51.925 Jamie DAY 26:10.886 2:59.683 5:35.969 16:55:51.608 Jamie DAY  
 - Finish Jamie DAY 4:48.719

<b>P27 9 GT4S</b>		<b>Century Motorsport</b>		<b>BMW M4 GT4</b>			
D1: Chris SALKELD		Total Stint: 7 Laps - 34:44.937 (73.33%)		Best Lap: 1:36.407 On Lap 4 @ 92.88 mph			
D2: Tom RAWLINGS		Total Stint: 5 Laps - 8:11.207 (17.28%)		Best Lap: 1:36.779 On Lap 12 @ 92.52 mph			
STOP	IN TIME	DRIVER IN	STINT TIME	STOP TIME	TOTAL STOP TIME	OUT TIME	DRIVER OUT
1 -	16:13:27.037	Chris SALKELD	8:08.728	2:03.263	2:03.263	16:15:30.300	Chris SALKELD
2 -	16:18:48.459	Chris SALKELD	3:18.159	2:23.793	4:27.056	16:21:12.252	Chris SALKELD
3 -	16:22:51.769	Chris SALKELD	1:39.517	21:38.533	26:05.589	16:44:30.302	Tom RAWLINGS
4 -	16:52:41.509	Tom RAWLINGS					

<b>P28 26 GT4S</b>		<b>Paddock Motorsport</b>		<b>McLaren 570S GT4</b>			
D1: Ashley MARSHALL		Total Stint: 0 Laps		Best Lap: 1:36.704 On Lap 4 @ 92.59 mph			
D2: Moh RITSON		Total Stint: 19 Laps - 32:21.768 (59.7%)					
STOP	IN TIME	DRIVER IN	STINT TIME	STOP TIME	TOTAL STOP TIME	OUT TIME	DRIVER OUT
1 -	16:20:02.015	Moh RITSON	13:05.630	2:00.527	2:00.527	16:22:02.542	Moh RITSON
2 -	16:52:32.467	Moh RITSON	25:34.569	2:08.073	4:08.600	16:54:40.540	Moh RITSON
-	Finish	Moh RITSON	6:28.457				

<b>P29 68 GT4PA</b>		<b>Team BRIT</b>		<b>McLaren 570S GT4</b>			
D1: Aaron MORGAN		Total Stint: 9 Laps - 37:34.473 (68.38%)		Best Lap: 1:38.578 On Lap 9 @ 90.83 mph			
D2: Bobby TRUNDLEY		Total Stint: 10 Laps - 16:19.199 (29.7%)		Best Lap: 1:36.718 On Lap 15 @ 92.58 mph			
STOP	IN TIME	DRIVER IN	STINT TIME	STOP TIME	TOTAL STOP TIME	OUT TIME	DRIVER OUT
1 -	16:09:36.026	Aaron MORGAN	3:27.381	42.373	42.373	16:10:18.399	Aaron MORGAN
2 -	16:23:47.216	Aaron MORGAN	13:28.817	20:38.275	21:20.648	16:44:25.491	Bobby TRUNDLEY
3 -	16:55:53.989	Bobby TRUNDLEY	11:28.498	20.725	21:41.373	16:56:14.714	Bobby TRUNDLEY
-	Finish	Bobby TRUNDLEY	4:50.701				

<b>P30 7 GT4PA</b>		<b>Motus One Racing</b>		<b>McLaren 570S GT4</b>			
D1: Ed MCDERMOTT		Total Stint: 11 Laps - 18:22.252 (33.87%)		Best Lap: 1:39.339 On Lap 17 @ 90.14 mph			
D2: Michael BROADHURST		Total Stint: 7 Laps - 17:17.017 (31.87%)		Best Lap: 1:36.850 On Lap 4 @ 92.45 mph			
STOP	IN TIME	DRIVER IN	STINT TIME	STOP TIME	TOTAL STOP TIME	OUT TIME	DRIVER OUT
1 -	16:09:12.082	Michael BROADHURST	3:24.589	1:18.366	1:18.366	16:10:30.448	Michael BROADHURST
2 -	16:20:17.258	Michael BROADHURST	9:46.810	4:05.618	5:23.984	16:24:22.876	Ed MCDERMOTT
-	Finish	Ed MCDERMOTT	31:59.372				

# 2022 Intelligent Money British GT Championship

## TEST SESSION 3 - STATISTICS

<b>Competitors Started</b>	30
<b>Planned Start</b>	2022-05-26 @ 16:05:00.000
<b>Actual Start</b>	2022-05-26 @ 16:05:00.000
<b>Finish Time</b>	2022-05-26 @ 17:00:00.000
<b>Track Length</b>	2.4873mi.
<b>Total Laps</b>	571
<b>Total Distance Covered</b>	1420.2762mi.

### Session Fastest Lap History

NO	CL	NAME	LAP TIME	TIME OF DAY	LAP	VEHICLE
77	GT3PA	<b>Enduro Motorsport</b> <i>M. TILLBROOK</i>	<b>1:30.446</b>	16:08:14.796	2	McLaren 720S GT3
40	GT3PA	<b>Fox Motorsport</b> <i>R. BELL</i>	<b>1:29.634</b>	16:08:28.761	2	McLaren 720S GT3
15	GT3SA	<b>RAM Racing</b> <i>U. DE PAUW</i>	<b>1:28.141</b>	16:08:39.291	2	Mercedes-AMG GT3
4	GT3PA	<b>2 Seas Motorsport</b> <i>L. WILLIAMSON</i>	<b>1:27.697</b>	16:09:11.264	2	Mercedes-AMG GT3
4	GT3PA	<b>2 Seas Motorsport</b> <i>L. WILLIAMSON</i>	<b>1:27.403</b>	16:10:38.667	3	Mercedes-AMG GT3
4	GT3PA	<b>2 Seas Motorsport</b> <i>L. WILLIAMSON</i>	<b>1:26.851</b>	16:17:50.532	6	Mercedes-AMG GT3
4	GT3PA	<b>2 Seas Motorsport</b> <i>L. WILLIAMSON</i>	<b>1:26.685</b>	16:20:52.076	8	Mercedes-AMG GT3
15	GT3SA	<b>RAM Racing</b> <i>U. DE PAUW</i>	<b>1:26.559</b>	16:23:47.189	10	Mercedes-AMG GT3

### Flag History

TYPE	TIME OF DAY
GREEN	16:05:00.000
RED	16:26:02.853
GREEN	16:44:10.836
FINISH	17:00:00.000

### Flag Statistics

TYPE	COUNT	TOTAL LAPS	TOTAL TIME
Green	2	23	41:07.098
Red	1	2	18:07.983
Safety Car	0	0	0.000
FCY	0	0	0.000

## 2022 Intelligent Money British GT Championship

### TEST SESSION 3 - STATISTICS

CLASS : GT3SA

7 Starters

#### Fastest Lap History

NO	NAME	LAP TIME	TIME OF DAY	LAP	VEHICLE
5	<b>Greystone GT</b> <i>S. PROCTOR</i>	<b>1:34.145</b>	16:08:30.013	2	McLaren 720S GT3
15	<b>RAM Racing</b> <i>U. DE PAUW</i>	<b>1:28.141</b>	16:08:39.291	2	Mercedes-AMG GT3
8	<b>Team Abba Racing</b> <i>S. NEARY</i>	<b>1:27.525</b>	16:22:28.861	7	Mercedes-AMG GT3
15	<b>RAM Racing</b> <i>U. DE PAUW</i>	<b>1:26.559</b>	16:23:47.189	10	Mercedes-AMG GT3



# 2022 Intelligent Money British GT Championship

## TEST SESSION 3 - STATISTICS

CLASS : GT3PA

10 Starters

### Fastest Lap History

NO	NAME	LAP TIME	TIME OF DAY	LAP	VEHICLE
77	<b>Enduro Motorsport</b> <i>M. TILLBROOK</i>	<b>1:30.446</b>	16:08:14.796	2	McLaren 720S GT3
40	<b>Fox Motorsport</b> <i>R. BELL</i>	<b>1:29.634</b>	16:08:28.761	2	McLaren 720S GT3
4	<b>2 Seas Motorsport</b> <i>L. WILLIAMSON</i>	<b>1:27.697</b>	16:09:11.264	2	Mercedes-AMG GT3
4	<b>2 Seas Motorsport</b> <i>L. WILLIAMSON</i>	<b>1:27.403</b>	16:10:38.667	3	Mercedes-AMG GT3
4	<b>2 Seas Motorsport</b> <i>L. WILLIAMSON</i>	<b>1:26.851</b>	16:17:50.532	6	Mercedes-AMG GT3
4	<b>2 Seas Motorsport</b> <i>L. WILLIAMSON</i>	<b>1:26.685</b>	16:20:52.076	8	Mercedes-AMG GT3

## 2022 Intelligent Money British GT Championship

### TEST SESSION 3 - STATISTICS

CLASS : GT4S

10 Starters

#### Fastest Lap History

NO	NAME	LAP TIME	TIME OF DAY	LAP	VEHICLE
90	<b>Century Motorsport</b> <i>J. BROWN</i>	<b>1:36.899</b>	16:08:27.048	2	BMW M4 GT4
61	<b>Academy Motorsport</b> <i>M. COWLEY</i>	<b>1:35.778</b>	16:09:22.319	2	Ford Mustang GT4
42	<b>Steller Motorsport</b> <i>S. FIELDING</i>	<b>1:35.384</b>	16:09:35.702	2	Audi R8 LMS GT4
51	<b>Valluga Racing</b> <i>M. GRAHAM</i>	<b>1:35.346</b>	16:21:32.612	8	Porsche 718 Cayman GT4 RS CS

## 2022 Intelligent Money British GT Championship

### TEST SESSION 3 - STATISTICS

CLASS : GT4PA

3 Starters

#### Fastest Lap History

NO	NAME	LAP TIME	TIME OF DAY	LAP	VEHICLE
27	<b>Newbridge Motorsport</b> <i>M. TOPHAM</i>	<b>1:37.537</b>	16:09:15.291	2	Aston Martin Vantage AMR GT4
27	<b>Newbridge Motorsport</b> <i>M. TOPHAM</i>	<b>1:36.748</b>	16:10:52.039	3	Aston Martin Vantage AMR GT4
27	<b>Newbridge Motorsport</b> <i>M. TOPHAM</i>	<b>1:36.116</b>	16:21:04.088	8	Aston Martin Vantage AMR GT4
27	<b>Newbridge Motorsport</b> <i>D. TURNER</i>	<b>1:35.694</b>	16:48:02.295	13	Aston Martin Vantage AMR GT4

## 2022 Intelligent Money British GT Championship TEST SESSIONS - COMBINED CLASSIFICATION

POS	NO	CL	PIC NAME	NAT	FIRST		SECOND		THIRD		GAP	DIFF
					TIME	LAPS	TIME	LAPS	TIME	LAPS		
1	15	GT3SA	1 RAM Racing		1:29.600	29	1:27.748	20	<b>1:26.559</b>	22		
2	4	GT3PA	1 2 Seas Motorsport		1:28.057	28	1:27.335	21	<b>1:26.685</b>	19	0.126	0.126
3	66	GT3PA	2 Team Parker Racing		1:27.184	28	<b>1:26.933</b>	18	1:29.216	21	0.374	0.248
4	77	GT3PA	3 Enduro Motorsport		<b>1:26.942</b>	29	1:27.184	20	1:28.006	25	0.383	0.009
5	6	GT3PA	4 RAM Racing		1:27.944	30	1:27.405	22	<b>1:26.982</b>	23	0.423	0.040
6	8	GT3SA	2 Team Abba Racing		1:28.651	13	<b>1:27.035</b>	11	1:27.525	8	0.476	0.053
7	72	GT3PA	5 Barwell Motorsport		1:27.927	21	1:28.769	21	<b>1:27.067</b>	21	0.508	0.032
8	32	GT3SA	3 Redline Racing		1:28.234	28	<b>1:27.407</b>	22	1:28.852	20	0.848	0.340
9	18	GT3PA	6 WPI Motorsport		<b>1:27.443</b>	25	1:28.144	22	1:28.112	22	0.884	0.036
10	5	GT3SA	4 Greystone GT		1:28.410	22	<b>1:27.464</b>	18	1:30.344	23	0.905	0.021
11	40	GT3PA	7 Fox Motorsport		1:28.723	12	1:28.027	21	<b>1:27.535</b>	21	0.976	0.071
12	22	GT3PA	8 Balfe Motorsport		1:28.582	31	<b>1:27.722</b>	19	1:28.027	19	1.163	0.187
13	3	GT3SA	5 Assetto Motorsport			0	<b>1:28.045</b>	18	1:29.477	20	1.486	0.323
14	76	GT3PA	9 7TSIX		1:28.089	27	<b>1:28.076</b>	21	1:35.245	6	1.517	0.031
15	11	GT3PA	10 Paddock Motorsport		1:29.313	23	1:29.461	11	<b>1:28.126</b>	18	1.567	0.050
16	91	GT3SA	6 Century Motorsport		1:29.728	25	<b>1:28.128</b>	22	1:31.262	21	1.569	0.002
17	2	GT3SA	7 Team Rocket RJN		1:28.571	28	<b>1:28.211</b>	22	1:28.227	21	1.652	0.083
18	27	GT4PA	1 Newbridge Motorsport		<b>1:35.113</b>	25	1:35.507	22	1:35.694	16	8.554	6.902
19	42	GT4S	1 Steller Motorsport		1:35.704	25	<b>1:35.182</b>	19	1:35.384	21	8.623	0.069
20	90	GT4S	2 Century Motorsport		1:35.862	27	<b>1:35.205</b>	18	1:35.448	20	8.646	0.023
21	23	GT4S	3 R Racing		1:37.041	24	<b>1:35.245</b>	18	1:35.809	19	8.686	0.040
22	51	GT4S	4 Valluga Racing		1:35.992	24	1:36.475	21	<b>1:35.346</b>	21	8.787	0.101
23	65	GT4S	5 Team Parker Racing		1:36.771	25	1:37.112	13	<b>1:35.450</b>	13	8.891	0.104
24	61	GT4S	6 Academy Motorsport		1:37.054	19	1:36.332	19	<b>1:35.455</b>	19	8.896	0.005
25	48	GT4S	7 Toyota GAZOO Racing UK		1:36.938	27	1:37.235	14	<b>1:35.500</b>	20	8.941	0.045
26	56	GT4S	8 Assetto Motorsport		1:36.304	3	1:35.715	19	<b>1:35.683</b>	20	9.124	0.183
27	9	GT4S	9 Century Motorsport		1:35.879	21	<b>1:35.788</b>	19	1:36.407	13	9.229	0.105
28	26	GT4S	10 Paddock Motorsport		<b>1:36.585</b>	24	1:36.914	15	1:36.704	20	10.026	0.797
29	68	GT4PA	2 Team BRIT		1:39.173	26	1:37.194	20	<b>1:36.718</b>	20	10.159	0.133
30	7	GT4PA	3 Motus One Racing			1		0	<b>1:36.850</b>	19	10.291	0.132

Weather / Track : Cloudy / Dry

Donington Park GP: 2.4873 miles

Results can be found at [www.tsl-timing.com](http://www.tsl-timing.com)

Printed - 17:08 Thursday, 26 May 2022